

Suburb flyover report

PHILLIP (UNIT)

PREPARED BY: CUSTOMER CARE VA , RAY WHITE CANBERRA

RayWhite.



PHILLIP - Suburb Map



Prepared on 05/01/2026 by Customer Care VA , +61 (02) 6173 6300 at Ray White Canberra. © Property Data Solutions Pty Ltd 2026 (pricfinder.com.au)

The materials are provided as an information source only. © The Property Insights are Territory Data, which is the property of the Australian Capital Territory. No part of it may in any form or by any means (electronic, mechanical, microcopying, photocopying, recording or otherwise) be reproduced, stored in a retrieval system or transmitted without prior permission. Enquiries should be directed to: Manager, Customer Services, Environment and Planning Directorate, GPO Box 158, Canberra ACT 2601.

PHILLIP - Sales Statistics (Units)

Year	# Sales	Median	Growth	Low	High
2008	80	\$ 349,500	0.0 %	\$ 155,000	\$ 575,000
2009	248	\$ 344,950	-1.3 %	\$ 175,000	\$ 590,000
2010	67	\$ 402,500	16.7 %	\$ 310,000	\$ 920,000
2011	55	\$ 430,000	6.8 %	\$ 287,500	\$ 580,000
2012	93	\$ 390,000	-9.3 %	\$ 4,250	\$ 800,000
2013	66	\$ 361,500	-7.3 %	\$ 267,500	\$ 700,000
2014	63	\$ 375,000	3.7 %	\$ 150,000	\$ 1,400,000
2015	54	\$ 397,750	6.1 %	\$ 245,000	\$ 795,000
2016	88	\$ 376,500	-5.3 %	\$ 235,000	\$ 665,000
2017	164	\$ 458,750	21.8 %	\$ 210,000	\$ 1,166,000
2018	281	\$ 440,000	-4.1 %	\$ 137,500	\$ 1,415,678
2019	290	\$ 451,950	2.7 %	\$ 230,000	\$ 820,000
2020	294	\$ 459,950	1.8 %	\$ 30,371	\$ 1,450,000
2021	626	\$ 476,750	3.7 %	\$ 28,500	\$ 9,895,000
2022	324	\$ 540,388	13.3 %	\$ 211,000	\$ 8,300,000
2023	232	\$ 537,000	-0.6 %	\$ 77,000	\$ 9,550,000
2024	273	\$ 570,000	6.1 %	\$ 135,000	\$ 4,130,790
2025	231	\$ 580,000	1.8 %	\$ 65,000	\$ 1,800,000
2026	0				

Median Sale Price

\$580k

Based on 231 recorded Unit sales within the last 12 months (2025)

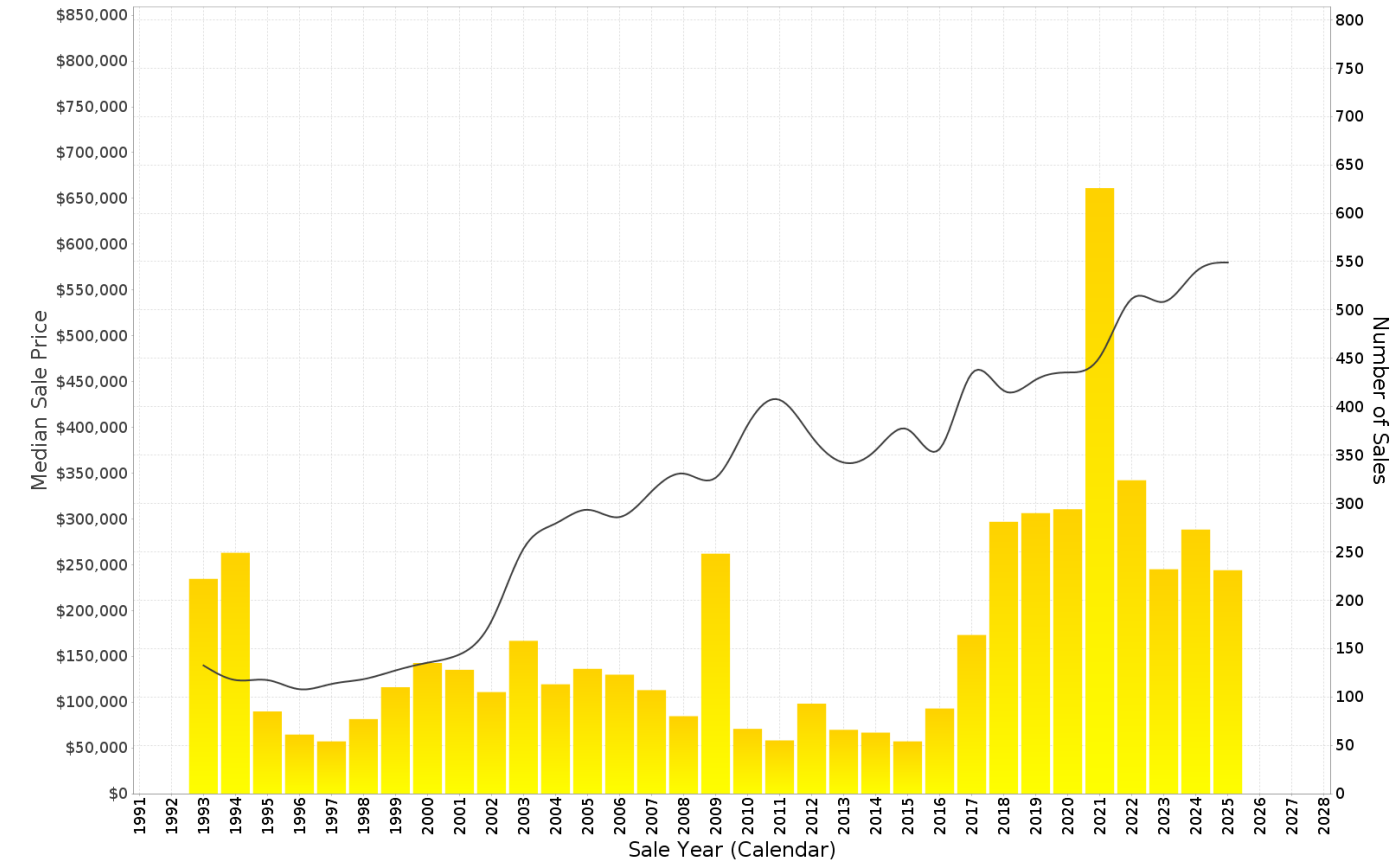
Based on a rolling 12 month period and may differ from calendar year statistics

Suburb Growth

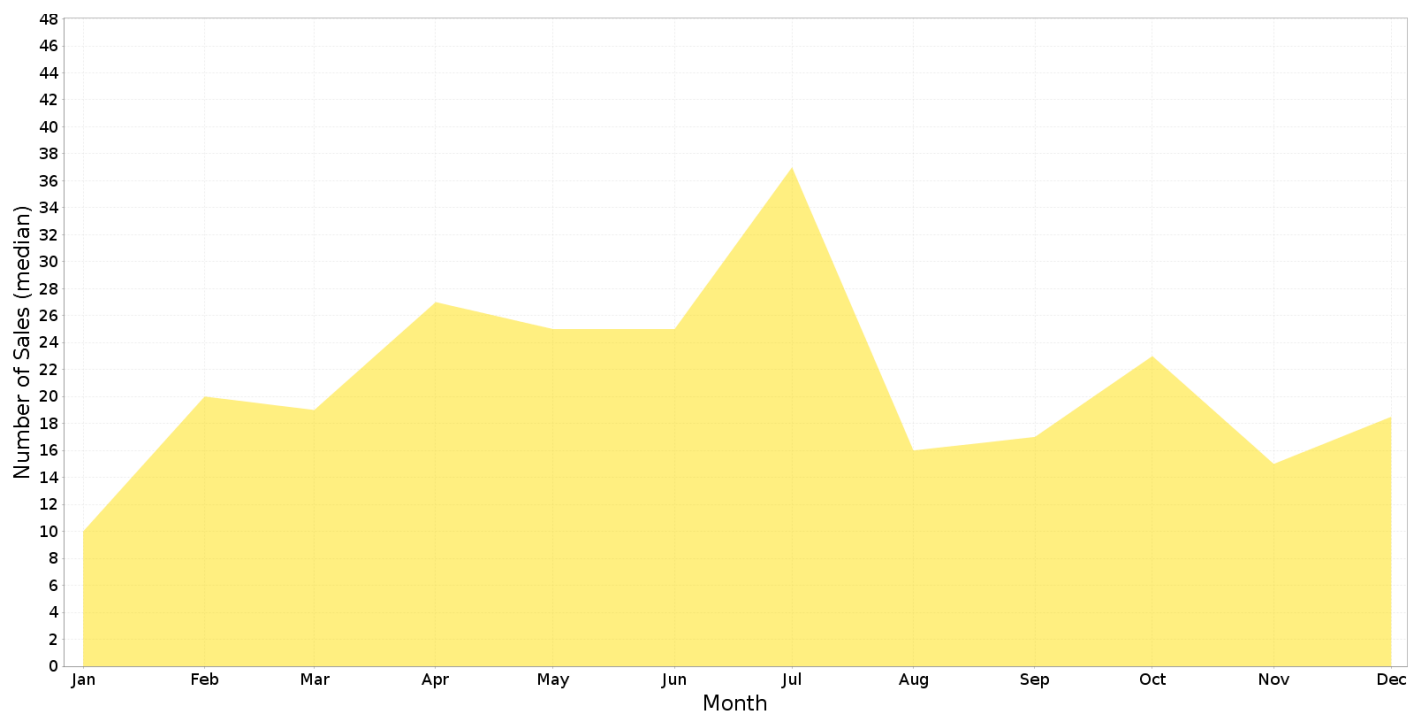
+1.8%

Current Median Price: \$580,000
Previous Median Price: \$570,000

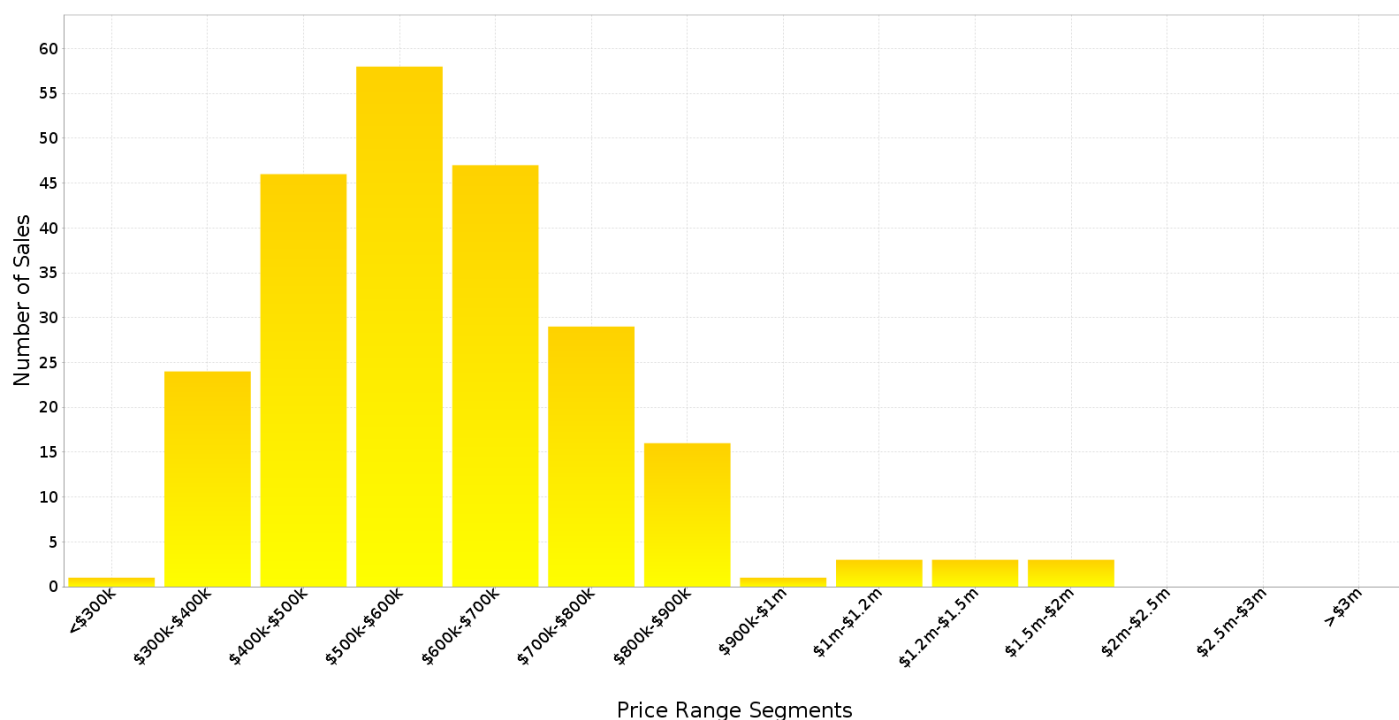
Based on 504 recorded Unit sales compared over the last two rolling 12 month periods



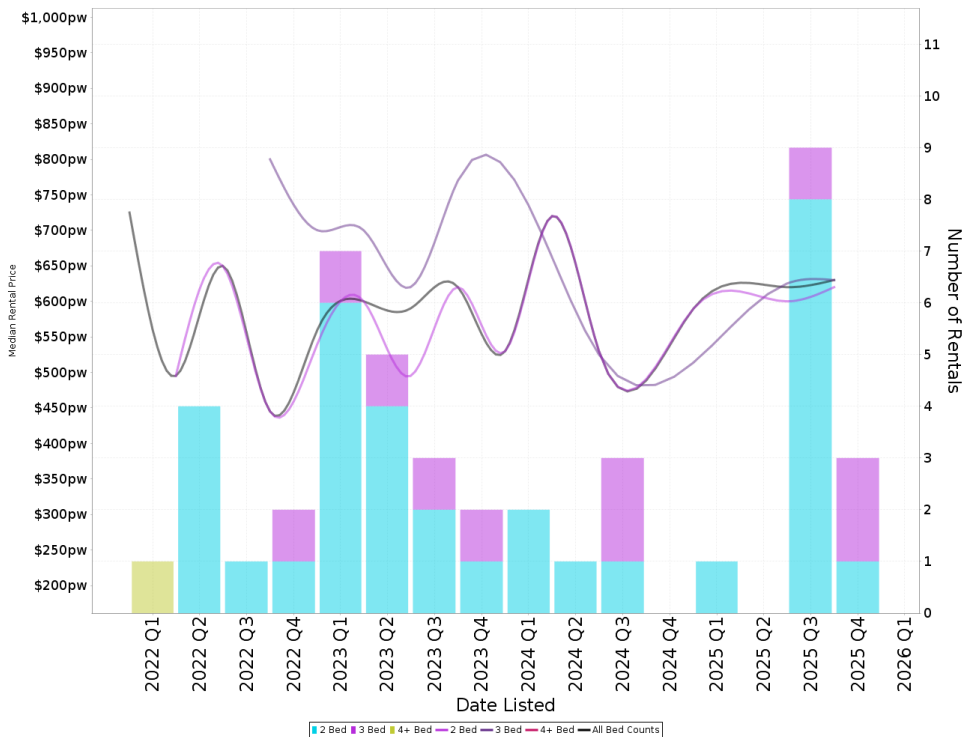
PHILLIP - Peak Selling Periods (3 years)



PHILLIP - Price Range Segments (12 months)



Median Weekly Rents (Houses)



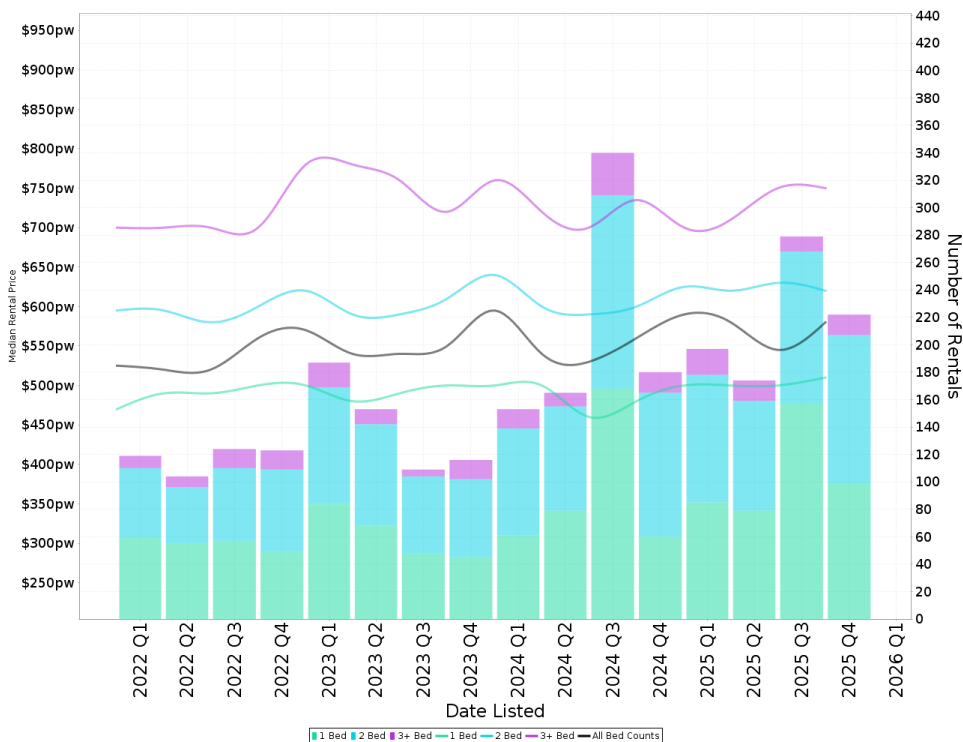
Suburb Sale Price Growth

N/A

Suburb Rental Yield

N/A

Median Weekly Rents (Units)



Suburb Sale Price Growth

+1.8%

Current Median Price: \$580,000
Previous Median Price: \$570,000

Based on 504 registered Unit sales compared over the last two rolling 12 month periods.

Suburb Rental Yield

+5.2%

Current Median Price: \$580,000
Current Median Rent: \$575

Based on 872 registered Unit rentals compared over the last 12 months.

PHILLIP - Recently Sold Properties

Median Sale Price

\$580k

Based on 231 recorded Unit sales within the last 12 months (2025)

Based on a rolling 12 month period and may differ from calendar year statistics

Suburb Growth

+1.8%

Current Median Price: \$580,000
Previous Median Price: \$570,000

Based on 504 recorded Unit sales compared over the last two rolling 12 month periods

Sold Properties

231

Based on recorded Unit sales within the 12 months (2025)

Based on a rolling 12 month period and may differ from calendar year statistics

2113/15 BOWES ST


\$399,000



11 m² 1 1 1

BUILDING IVY, 31/15 IRVING ST

\$632,000



2 2 1

10/140 PORT JACKSON CCT

\$488,000



1,466 m² 2 1 1

BUILDING IVY, 163/15 IRVING ST

\$635,000



2 2 1

1804/2 FURZER ST


\$400,000



1 1 1

32/128 EASTY ST

\$815,000



3 3 2

94/116 EASTY ST

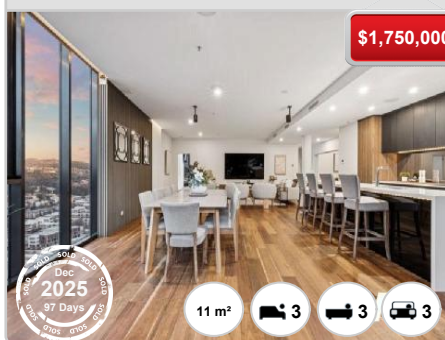
\$380,000



1.41 ha 1 1 1

LEVEL 25 2501/15 BOWES ST


\$1,750,000



11 m² 3 3 3


1307/49 FURZER ST

\$392,000




1 1 1


130/116 EASTY ST




BUILDING IVY, 210/15 IRVING ST




1416/15 BOWES ST



42/98 CORINNA ST



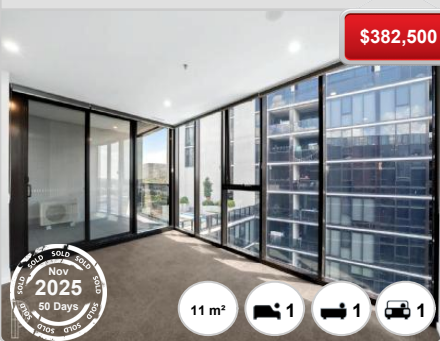
63/1 SURPRIZE PL




1327/15 BOWES ST




1501/15 BOWES ST




1109/15 BOWES ST




39/98 CORINNA ST




9/1 SURPRIZE PL



112/220 MELROSE DR



BUILDING IVY, 243/15 IRVING ST



PHILLIP - Properties For Rent

Median Rental Price

\$575 /w

Based on 872 recorded Unit rentals within the last 12 months (2025)

Based on a rolling 12 month period and may differ from calendar year statistics

Rental Yield

+5.2%

Current Median Price: \$580,000
Current Median Rent: \$575

Based on 231 recorded Unit sales and 872 Unit rentals compared over the last 12 months


Number of Rentals

872

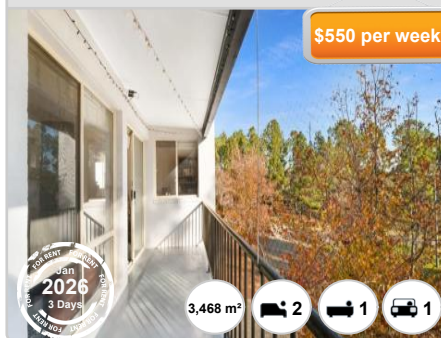
Based on recorded Unit rentals within the last 12 months (2025)

Based on a rolling 12 month period and may differ from calendar year statistics

15 Avalon Court




11/38 Bootle Place



46A CHASELING STREET



617/15 Bowes Street



40 Chaseling Street




605/6 Furzer Street




1503/2 FURZER STREET



87/9 IRVING STREET



2111/15 Bowes Street



709/2 Furzer Street

\$520 pw

1.02 ha

2025
14 Days

1 1 1

1812/2 Furzer Street

\$610 pw

2025
14 Days

2 2 1

1308/104 Easty Street

\$520 per week

7,221 m²

2025
14 Days

1 1 1

606/45 Furzer Street

\$500 pw

1.01 ha

2025
16 Days

1 1 1

705/15 Bowes St

\$520 per week

3,377 m²

2025
17 Days

1 1 1

705/15 BOWES STREET

\$520 per week

3,377 m²

2025
17 Days

1 1 1

1303/15 Bowes Street

\$690 per week

11 m²

2025
18 Days

2 2 2

1112/2 FURZER STREET

\$595 per week

2025
19 Days

2 2 1

12A/12- Albermarle Place

\$445 per week

2025
19 Days

1 1 1

12a/12 ALBERMARLE PLACE

\$445 per week

2025
19 Days

1 1 1

306/15 BOWES STREET

\$520 per week

3,388 m²

2025
19 Days

1 1 -

21/11 IRVING STREET

\$650 per week

4,018 m²

2025
19 Days

2 2 2