

Suburb flyover report

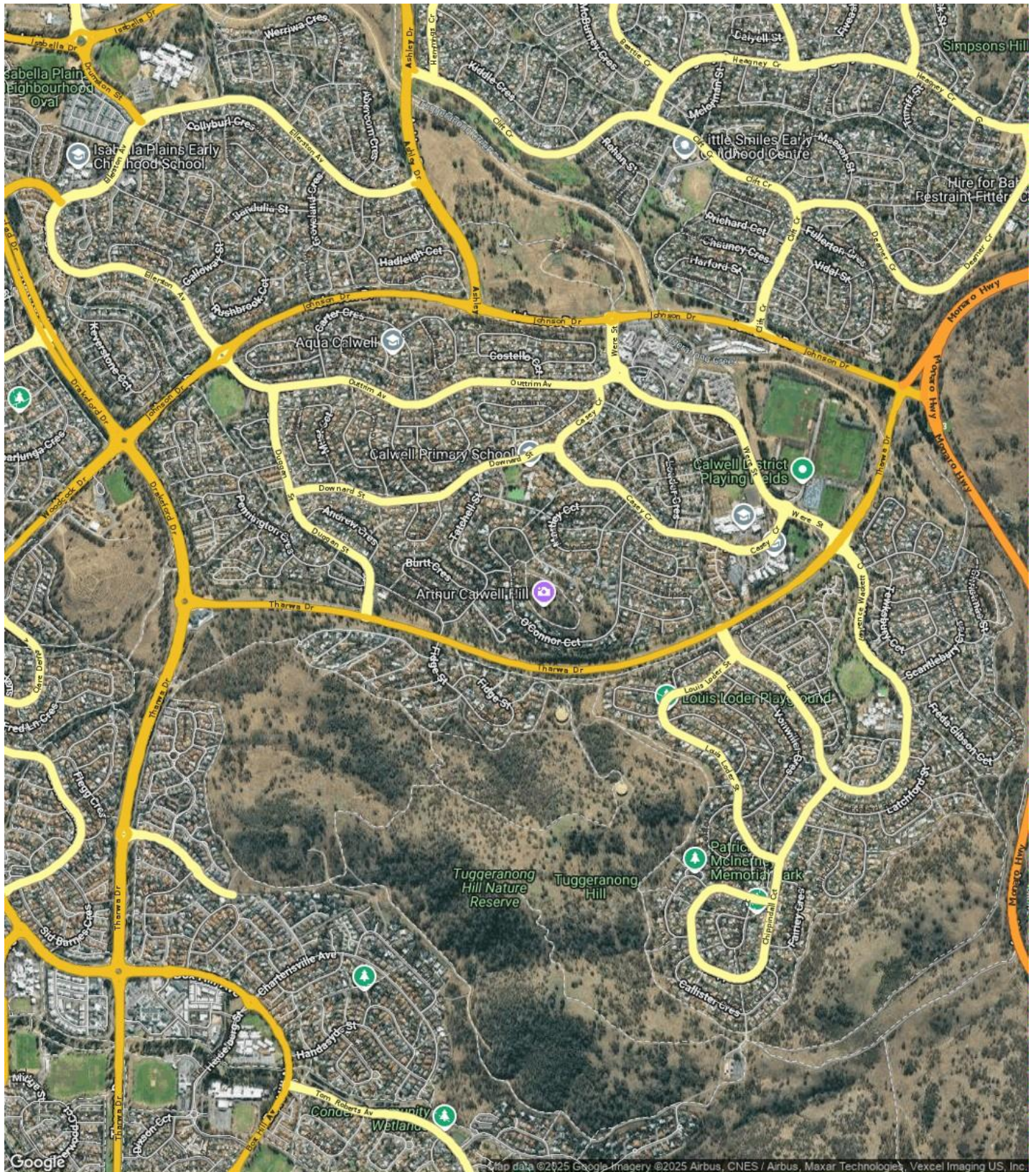
CALWELL (HOUSE)

PREPARED BY: CUSTOMER CARE VA , RAY WHITE CANBERRA

RayWhite.



CALWELL - Suburb Map



CALWELL - Sales Statistics (Houses)

Year	# Sales	Median	Growth	Low	High
2008	68	\$ 433,052	0.0 %	\$ 70,000	\$ 760,000
2009	71	\$ 430,000	-0.7 %	\$ 252,000	\$ 852,000
2010	55	\$ 487,000	13.3 %	\$ 54,500	\$ 900,000
2011	60	\$ 472,750	-2.9 %	\$ 12,783	\$ 870,000
2012	66	\$ 532,500	12.6 %	\$ 6,800	\$ 1,005,000
2013	77	\$ 485,000	-8.9 %	\$ 145,000	\$ 735,000
2014	67	\$ 492,000	1.4 %	\$ 350,000	\$ 820,000
2015	62	\$ 515,000	4.7 %	\$ 365,000	\$ 850,000
2016	73	\$ 530,000	2.9 %	\$ 205,000	\$ 1,125,000
2017	77	\$ 565,500	6.7 %	\$ 260,000	\$ 2,150,000
2018	59	\$ 610,000	7.9 %	\$ 420,000	\$ 3,600,000
2019	69	\$ 615,000	0.8 %	\$ 180,000	\$ 877,500
2020	76	\$ 675,000	9.8 %	\$ 42,000	\$ 1,000,000
2021	84	\$ 790,000	17.0 %	\$ 382,500	\$ 1,380,000
2022	69	\$ 910,000	15.2 %	\$ 350,000	\$ 1,385,500
2023	65	\$ 839,000	-7.8 %	\$ 440,000	\$ 1,350,000
2024	59	\$ 850,000	1.3 %	\$ 380,800	\$ 1,700,000
2025	48	\$ 916,500	7.8 %	\$ 131,000	\$ 1,400,000
2026	0				

Median Sale Price

\$916k

Based on 48 recorded House sales within the last 12 months (2025)

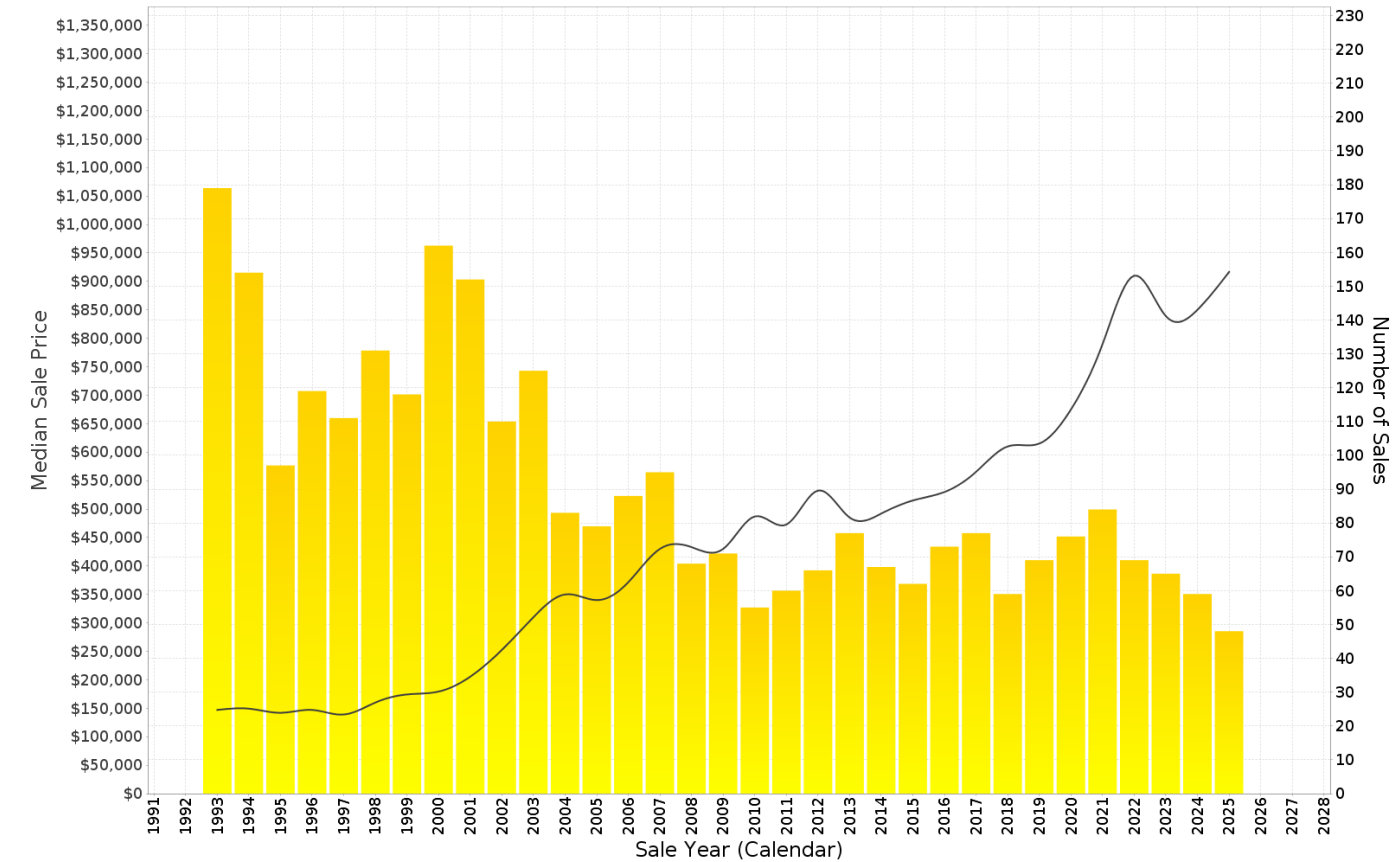
Based on a rolling 12 month period and may differ from calendar year statistics

Suburb Growth

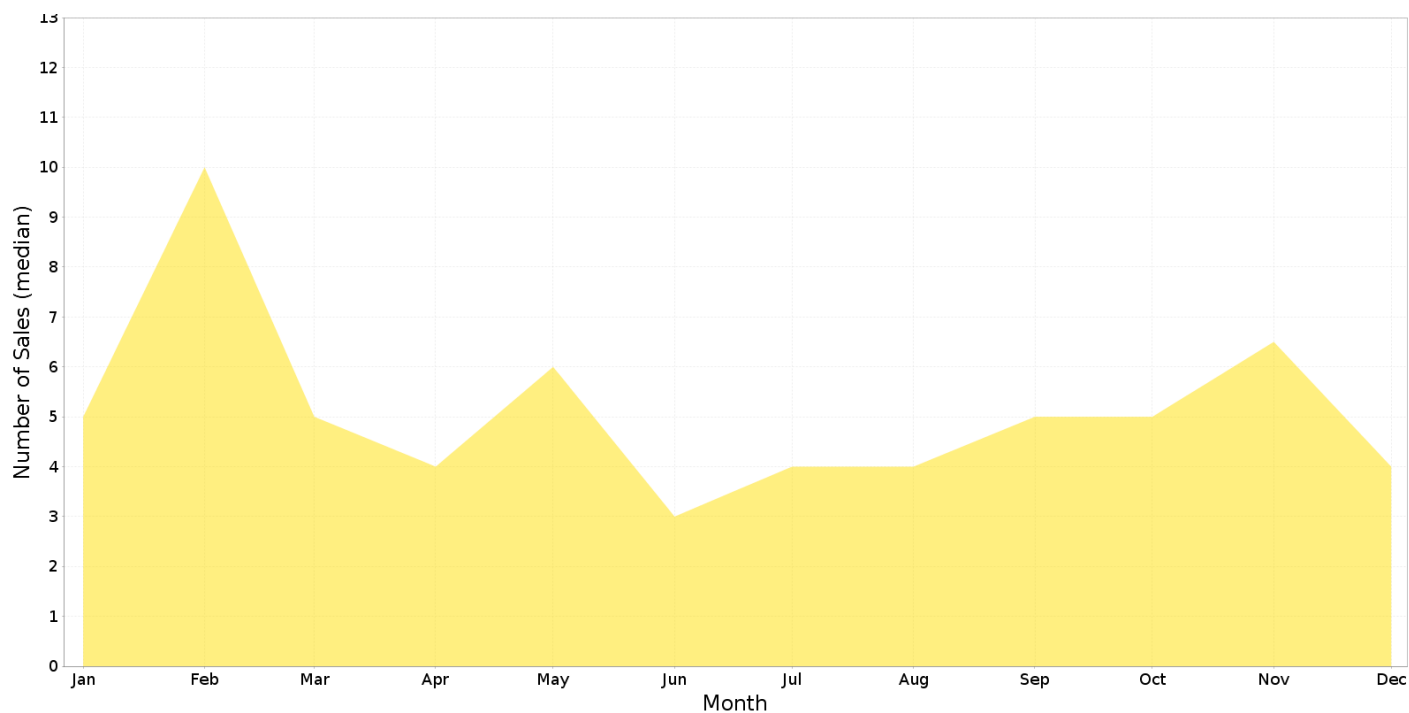
+7.8%

Current Median Price: \$916,500
Previous Median Price: \$850,000

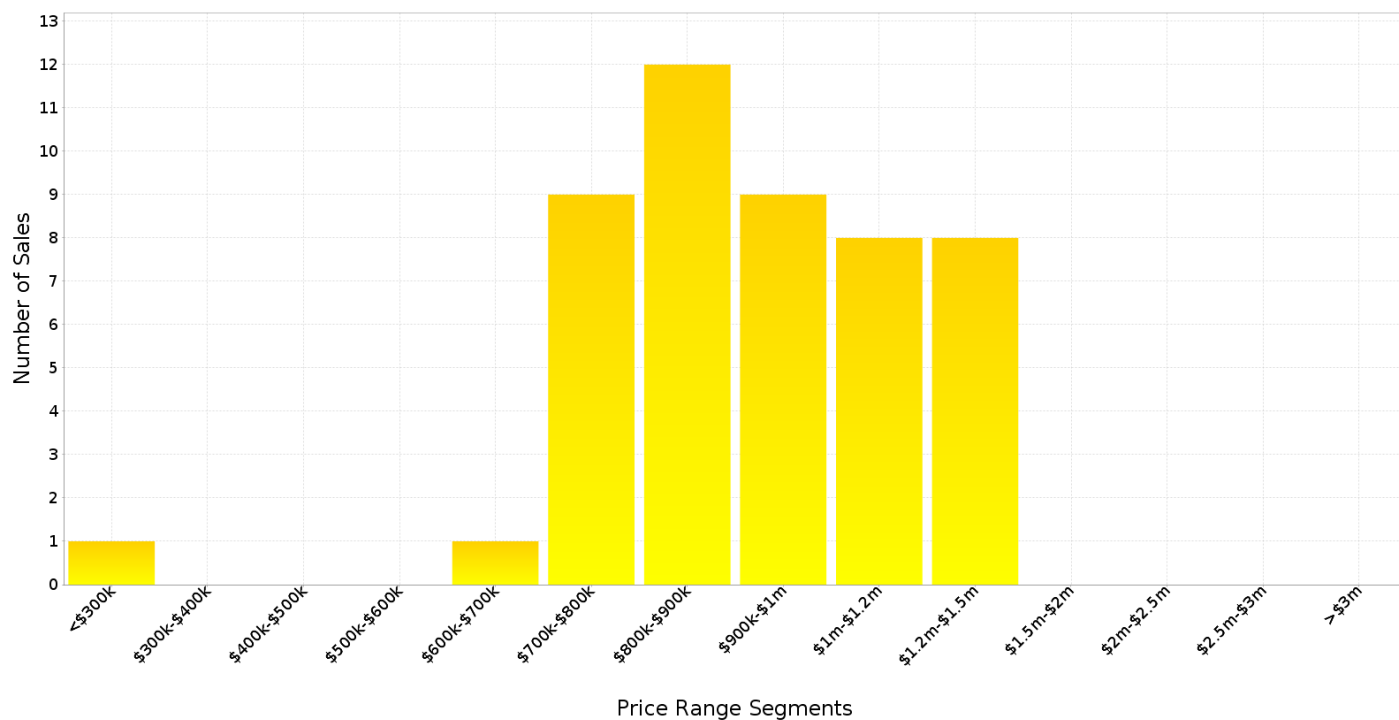
Based on 107 recorded House sales compared over the last two rolling 12 month periods



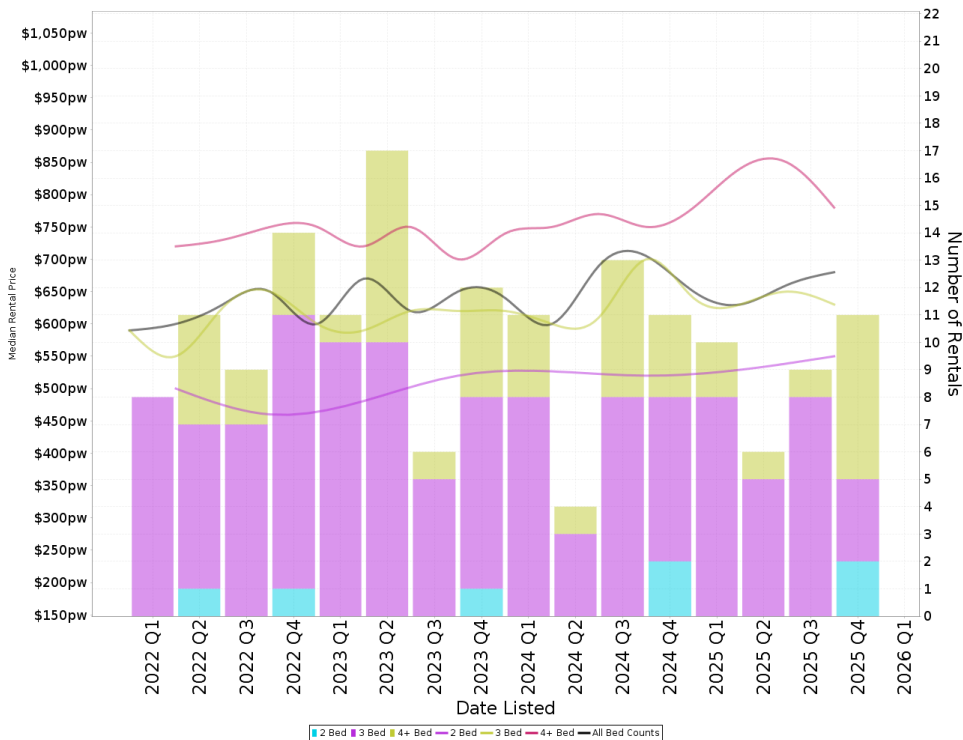
CALWELL - Peak Selling Periods (3 years)



CALWELL - Price Range Segments (12 months)



Median Weekly Rents (Houses)



Suburb Sale Price Growth

+7.8%

Current Median Price: \$916,500
Previous Median Price: \$850,000

Based on 107 registered House sales compared over the last two rolling 12 month periods.

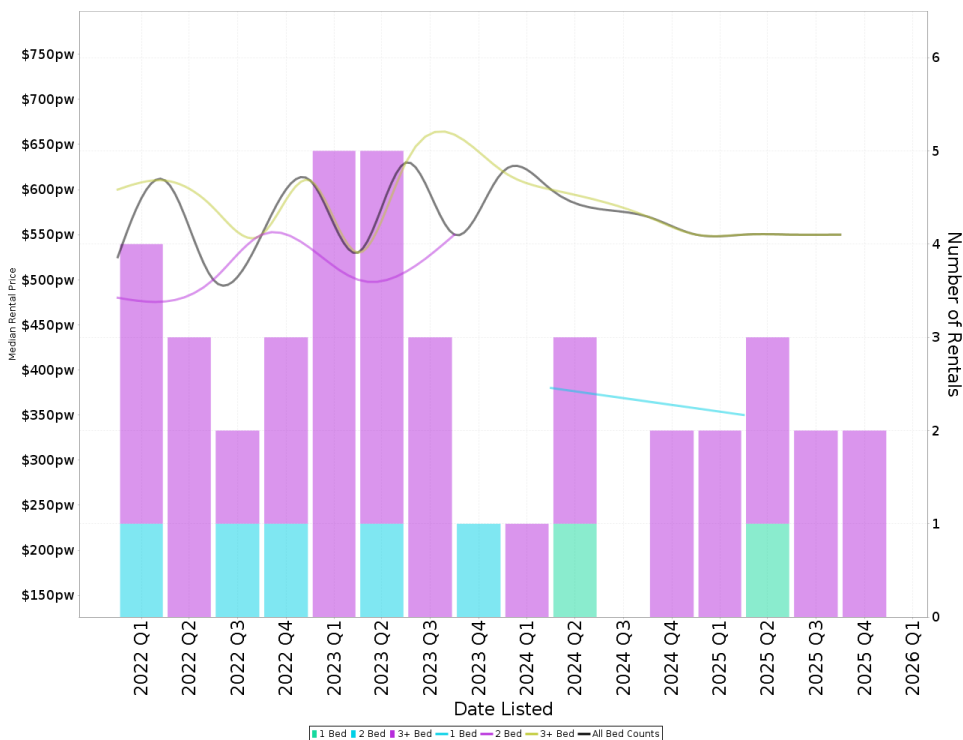
Suburb Rental Yield

+3.7%

Current Median Price: \$916,500
Current Median Rent: \$660

Based on 36 registered House rentals compared over the last 12 months.

Median Weekly Rents (Units)



Suburb Sale Price Growth

+1.5%

Current Median Price: \$670,000
Previous Median Price: \$660,000

Based on 58 registered Unit sales compared over the last two rolling 12 month periods.

Suburb Rental Yield

+4.3%

Current Median Price: \$670,000
Current Median Rent: \$550

Based on 9 registered Unit rentals compared over the last 12 months.

CALWELL - Recently Sold Properties

Median Sale Price

\$916k

Based on 48 recorded House sales within the last 12 months (2025)

Based on a rolling 12 month period and may differ from calendar year statistics

Suburb Growth

+7.8%

Current Median Price: \$916,500
Previous Median Price: \$850,000

Based on 107 recorded House sales compared over the last two rolling 12 month periods


Sold Properties

48

Based on recorded House sales within the 12 months (2025)

Based on a rolling 12 month period and may differ from calendar year statistics

12 TATCHELL ST




46 CASEY CRES



42 BURTT CRES




53 MARTLEY CCT



12 MYLES CL




30 COSTELLO CCT




3 MINEHAN PL



36 BURTT CRES



22 JOHNSTONE CCT



6 ERWIN PL

\$890,000




23 DOWNARD ST

\$805,000



48 MOUNTAIN CCT

\$908,000



44 MARTLEY CCT

\$985,000



7 RODDA PL

\$1,130,000



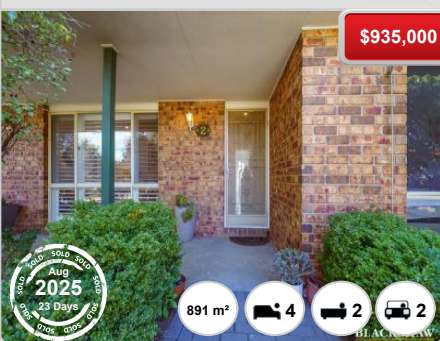
18 MCKINLEY CCT

\$799,000




4 WETTENHALL PL

\$935,000




83 O'CONNOR CCT

\$1,240,000




56 MUST CCT

\$950,000



7 DUGGAN ST

\$925,000



134 O'CONNOR CCT

\$1,400,000



44 COSTELLO CCT

\$800,000



CALWELL - Properties For Rent

Median Rental Price

\$660 /w

Based on 36 recorded House rentals within the last 12 months (2025)

Based on a rolling 12 month period and may differ from calendar year statistics

Rental Yield

+3.7%

Current Median Price: \$916,500
Current Median Rent: \$660

Based on 48 recorded House sales and 36 House rentals compared over the last 12 months

Number of Rentals

36

Based on recorded House rentals within the last 12 months (2025)

Based on a rolling 12 month period and may differ from calendar year statistics

30 JOHNSTONE CIRCUIT

\$780 per week



756 m²

4 Beds

2 Bath

2 Car

2 Mountain Circuit

\$830 per week



988 m²


4 Beds

2 Bath

2 Car

5 Crooke Close

\$550 per week



446 m²

2 Beds

1 Bath

1 Car

21 CARPENTER CLOSE

\$630 per week



375 m²

3 Beds

1 Bath

2 Car