

Suburb flyover report

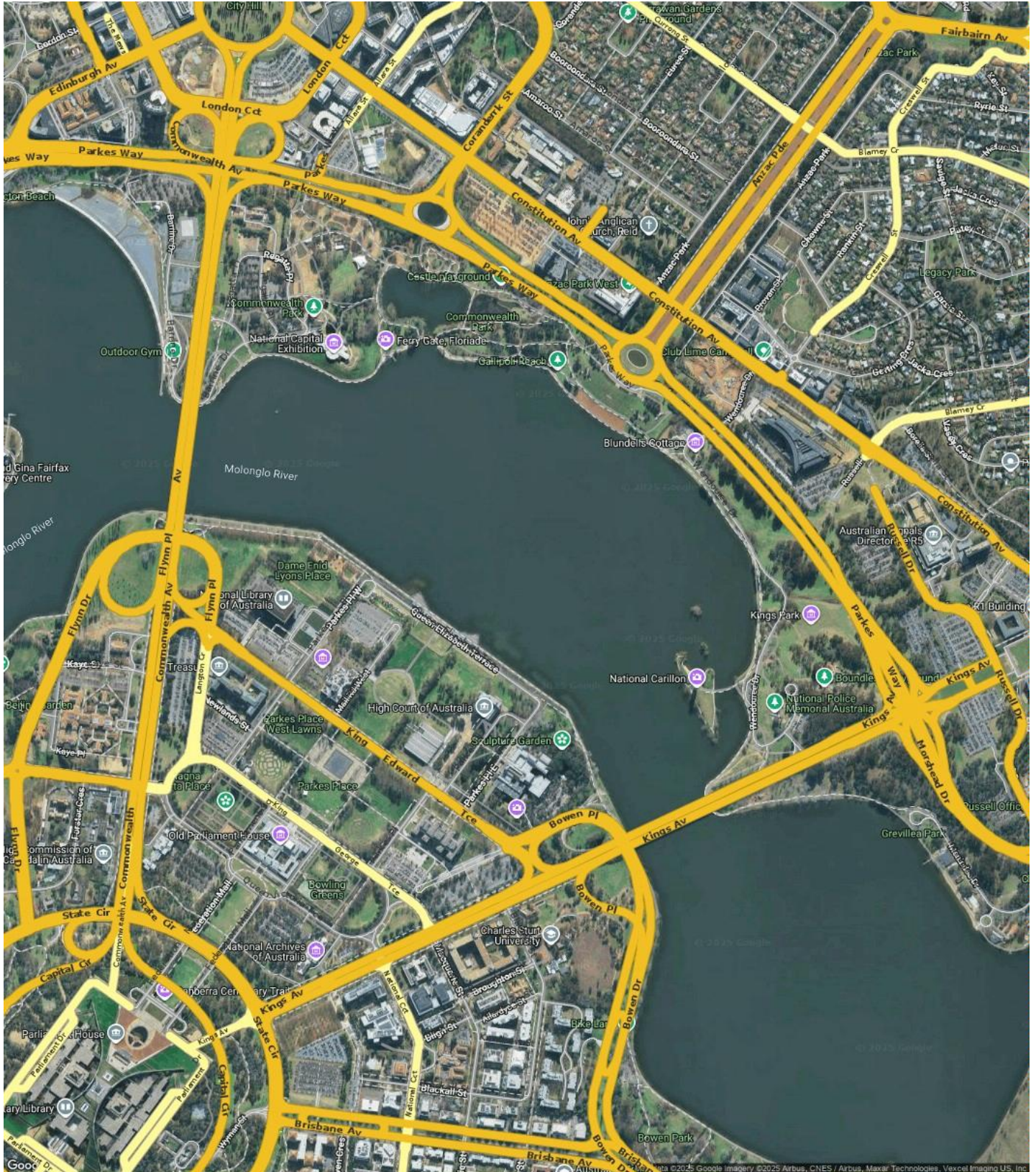
PARKES (UNIT)

PREPARED BY: CUSTOMER CARE VA , RAY WHITE CANBERRA

RayWhite.



PARKES - Suburb Map



Prepared on 05/01/2026 by Customer Care VA , +61 (02) 6173 6300 at Ray White Canberra. © Property Data Solutions Pty Ltd 2026 (pricfinder.com.au)

The materials are provided as an information source only. © The Property Insights are Territory Data, which is the property of the Australian Capital Territory. No part of it may in any form or by any means (electronic, mechanical, microcopying, photocopying, recording or otherwise) be reproduced, stored in a retrieval system or transmitted without prior permission. Enquiries should be directed to: Manager, Customer Services, Environment and Planning Directorate, GPO Box 158, Canberra ACT 2601.

PARKES - Sales Statistics (Units)

Year	# Sales	Median	Growth	Low	High
2019	7	\$ 470,000	0.0 %	\$ 450,000	\$ 1,800,000
2020	89	\$ 490,000	4.3 %	\$ 430,000	\$ 2,750,000
2021	112	\$ 760,000	55.1 %	\$ 450,000	\$ 1,975,000
2022	54	\$ 949,250	24.9 %	\$ 445,000	\$ 3,080,000
2023	8	\$ 1,380,000	45.4 %	\$ 565,000	\$ 3,500,000
2024	26	\$ 887,500	-35.7 %	\$ 537,000	\$ 3,000,000
2025	16	\$ 900,000	1.4 %	\$ 563,000	\$ 1,735,000
2026	0				

Median Sale Price

\$900k

Based on 16 recorded Unit sales within the last 12 months (2025)

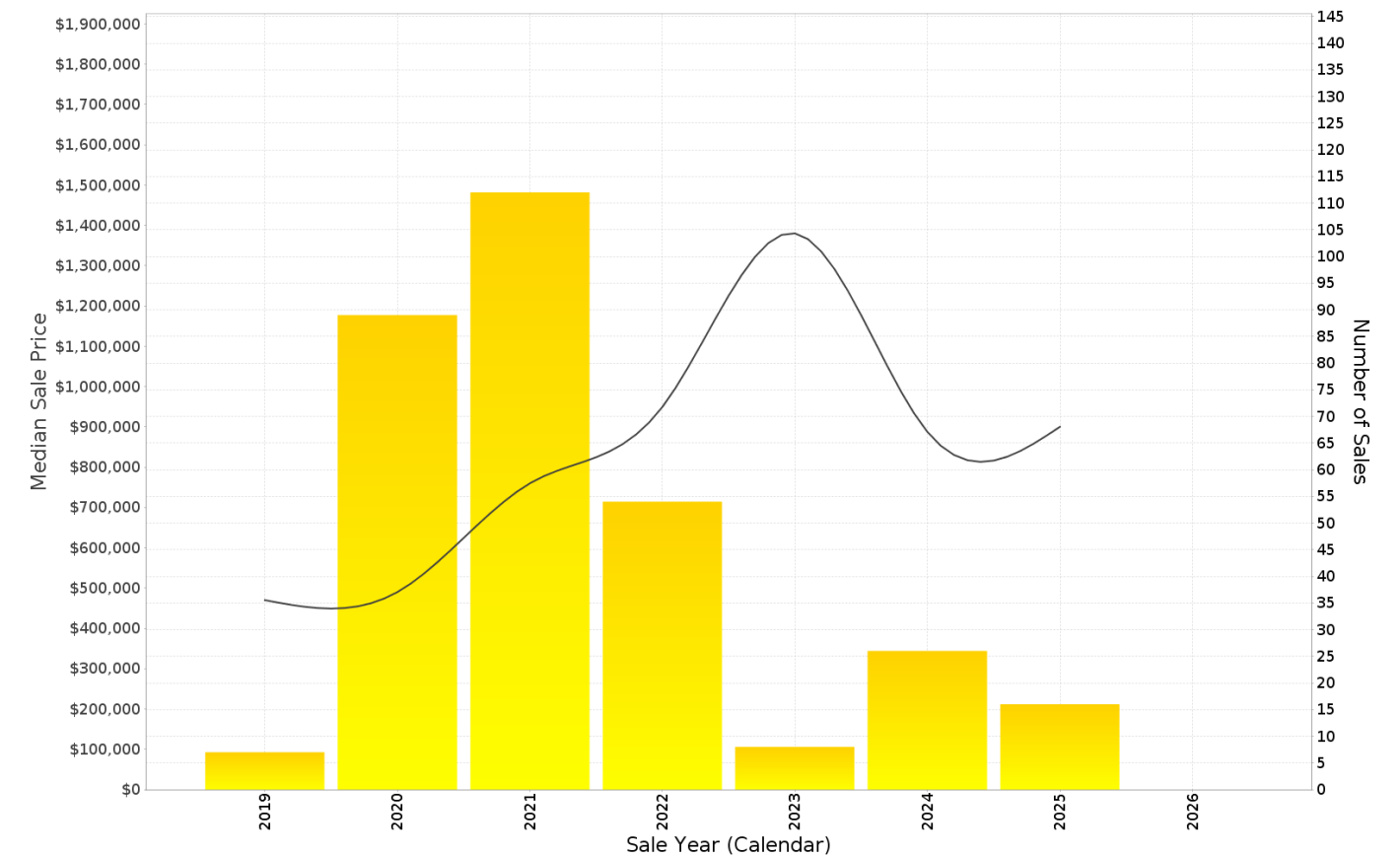
Based on a rolling 12 month period and may differ from calendar year statistics

Suburb Growth

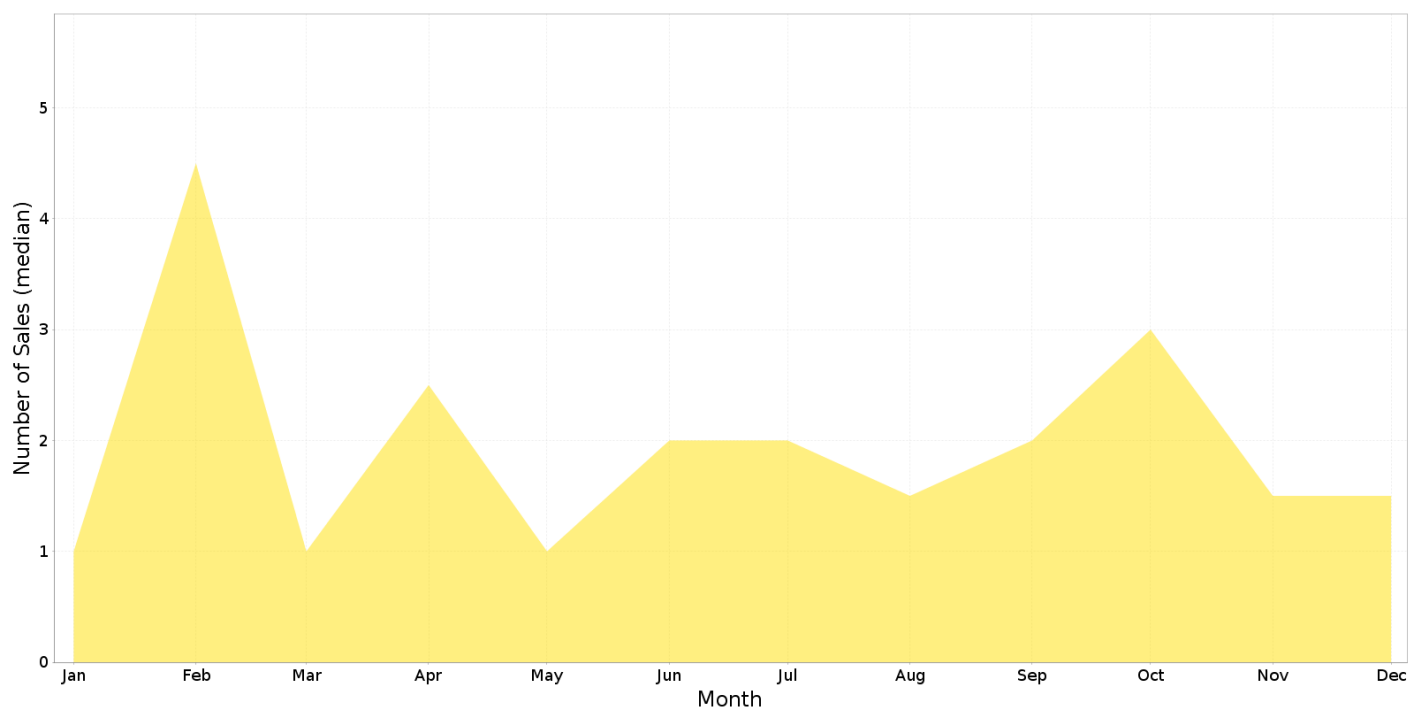
+1.4%

Current Median Price: \$900,000
Previous Median Price: \$887,500

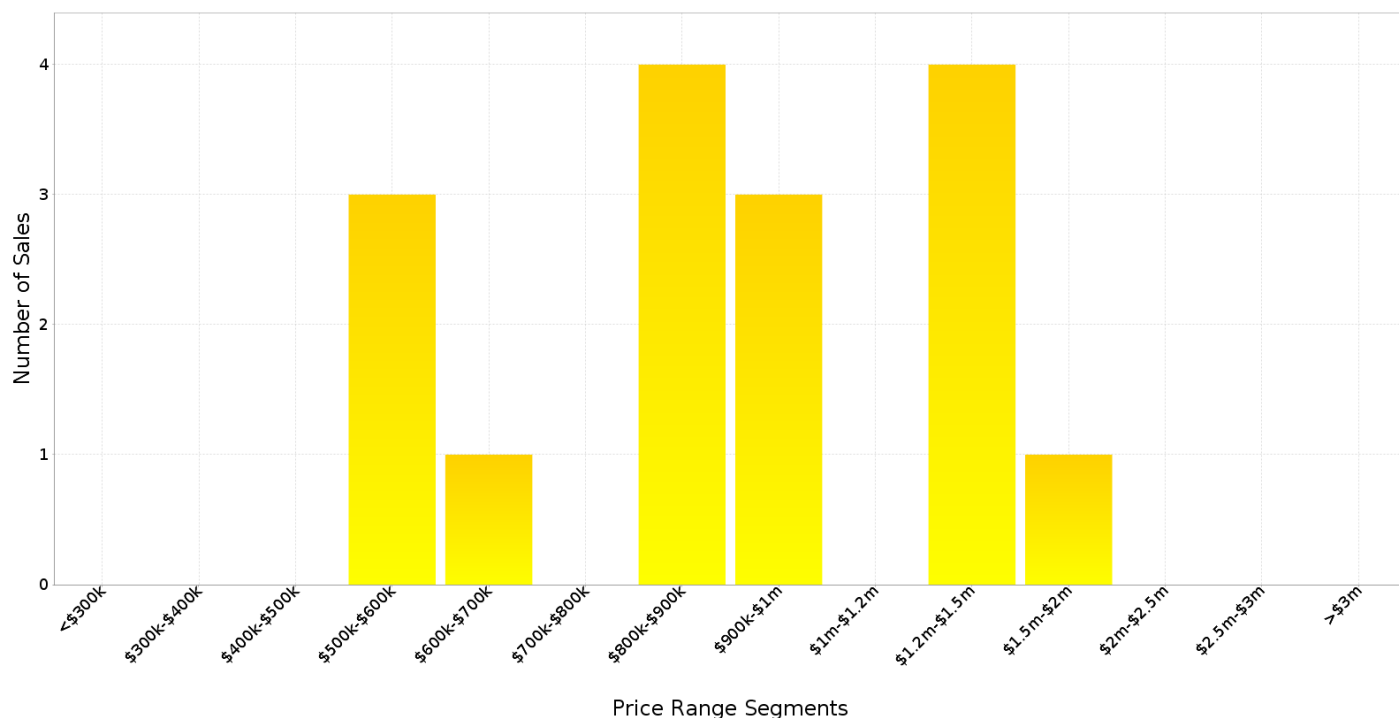
Based on 42 recorded Unit sales compared over the last two rolling 12 month periods



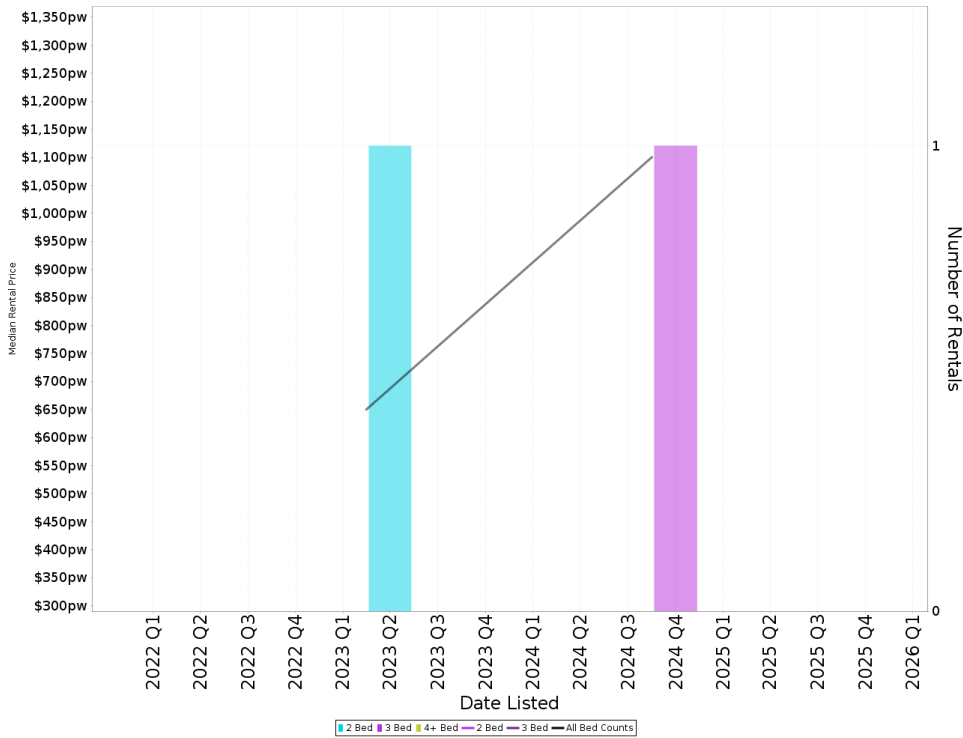
PARKES - Peak Selling Periods (3 years)



PARKES - Price Range Segments (12 months)



Median Weekly Rents (Houses)



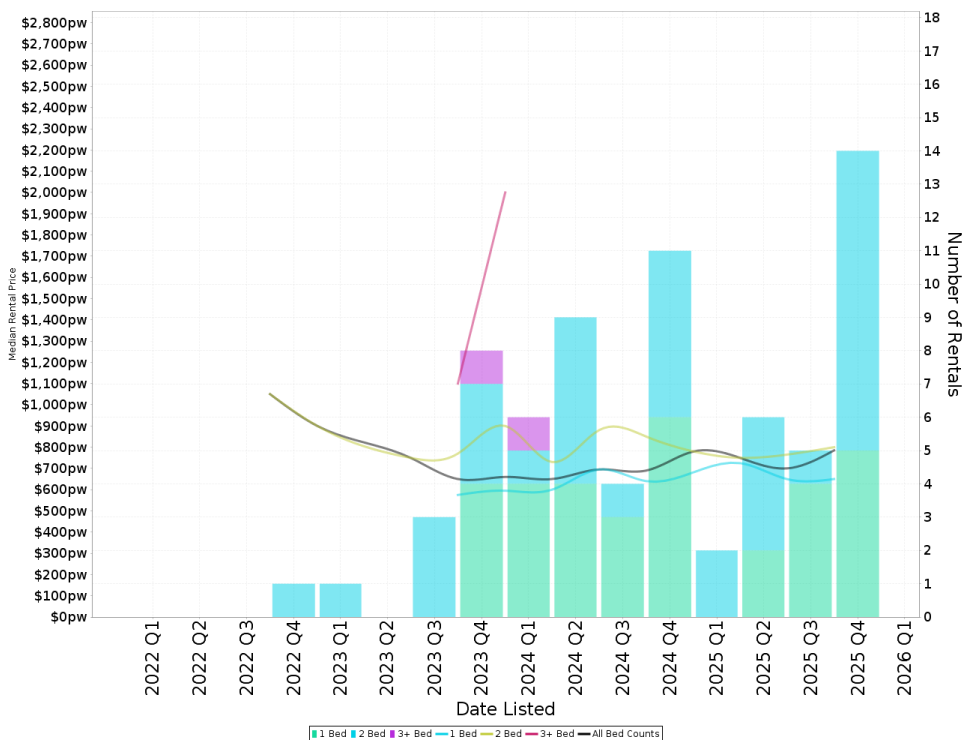
Suburb Sale Price Growth

N/A

Suburb Rental Yield

N/A

Median Weekly Rents (Units)



Suburb Sale Price Growth

+1.4%

Current Median Price: \$900,000

Previous Median Price: \$887,500

Based on 42 registered Unit sales compared over the last two rolling 12 month periods.

Suburb Rental Yield

+4.4%

Current Median Price: \$900,000

Current Median Rent: \$765

Based on 27 registered Unit rentals compared over the last 12 months.

PARKES - Recently Sold Properties

Median Sale Price
\$900k

Based on 16 recorded Unit sales within the last 12 months (2025)

Based on a rolling 12 month period and may differ from calendar year statistics

Suburb Growth
+1.4%

Current Median Price: \$900,000
Previous Median Price: \$887,500

Based on 42 recorded Unit sales compared over the last two rolling 12 month periods

Sold Properties
16


Based on recorded Unit sales within the 12 months (2025)

Based on a rolling 12 month period and may differ from calendar year statistics

123/44 CONSTITUTION AVE




216/44 CONSTITUTION AVE



42/44 CONSTITUTION AVE



185/44 CONSTITUTION AVE




41/44 CONSTITUTION AVE



13/44 CONSTITUTION AVE




8/44 CONSTITUTION AVE



236/44 CONSTITUTION AVE



175/44 CONSTITUTION AVE



PARKES - Properties For Rent

Median Rental Price

\$765 /w

Based on 27 recorded Unit rentals within the last 12 months (2025)

Based on a rolling 12 month period and may differ from calendar year statistics

Rental Yield

+4.4%

Current Median Price: \$900,000
Current Median Rent: \$765

Based on 16 recorded Unit sales and 27 Unit rentals compared over the last 12 months

Number of Rentals

27

Based on recorded Unit rentals within the last 12 months (2025)

Based on a rolling 12 month period and may differ from calendar year statistics

