

Suburb flyover report

FRANKLIN (HOUSE)

PREPARED BY: CUSTOMER CARE VA , RAY WHITE CANBERRA

RayWhite.



FRANKLIN - Suburb Map



Prepared on 05/01/2026 by Customer Care VA , +61 (02) 6173 6300 at Ray White Canberra. © Property Data Solutions Pty Ltd 2026 (pricefinder.com.au)

The materials are provided as an information source only. © The Property Insights are Territory Data, which is the property of the Australian Capital Territory. No part of it may in any form or by any means (electronic, mechanical, microcopying, photocopying, recording or otherwise) be reproduced, stored in a retrieval system or transmitted without prior permission. Enquiries should be directed to: Manager, Customer Services, Environment and Planning Directorate, GPO Box 158, Canberra ACT 2601.

FRANKLIN - Sales Statistics (Houses)

Year	# Sales	Median	Growth	Low	High
2008	62	\$ 495,000	0.0 %	\$ 146,000	\$ 830,000
2009	189	\$ 510,000	3.0 %	\$ 39,900	\$ 850,000
2010	84	\$ 585,000	14.7 %	\$ 310,000	\$ 797,500
2011	66	\$ 555,000	-5.1 %	\$ 390,000	\$ 866,000
2012	60	\$ 576,000	3.8 %	\$ 52,500	\$ 967,000
2013	64	\$ 556,250	-3.4 %	\$ 226,000	\$ 866,000
2014	89	\$ 575,000	3.4 %	\$ 386,000	\$ 1,065,000
2015	58	\$ 638,500	11.0 %	\$ 248,000	\$ 1,066,000
2016	45	\$ 690,000	8.1 %	\$ 378,000	\$ 1,134,000
2017	50	\$ 748,500	8.5 %	\$ 410,000	\$ 1,550,000
2018	61	\$ 705,100	-5.8 %	\$ 450,000	\$ 1,400,000
2019	59	\$ 765,000	8.5 %	\$ 78,000	\$ 5,650,000
2020	54	\$ 820,000	7.2 %	\$ 186,500	\$ 1,190,000
2021	64	\$ 941,000	14.8 %	\$ 493,000	\$ 1,955,000
2022	52	\$ 1,072,600	14.0 %	\$ 75,000	\$ 1,800,000
2023	41	\$ 1,050,000	-2.1 %	\$ 635,000	\$ 1,455,000
2024	64	\$ 982,500	-6.4 %	\$ 720,000	\$ 1,850,000
2025	48	\$ 1,125,000	14.5 %	\$ 600,000	\$ 2,400,000
2026	0				

Median Sale Price

\$1.12m

Based on 48 recorded House sales within the last 12 months (2025)

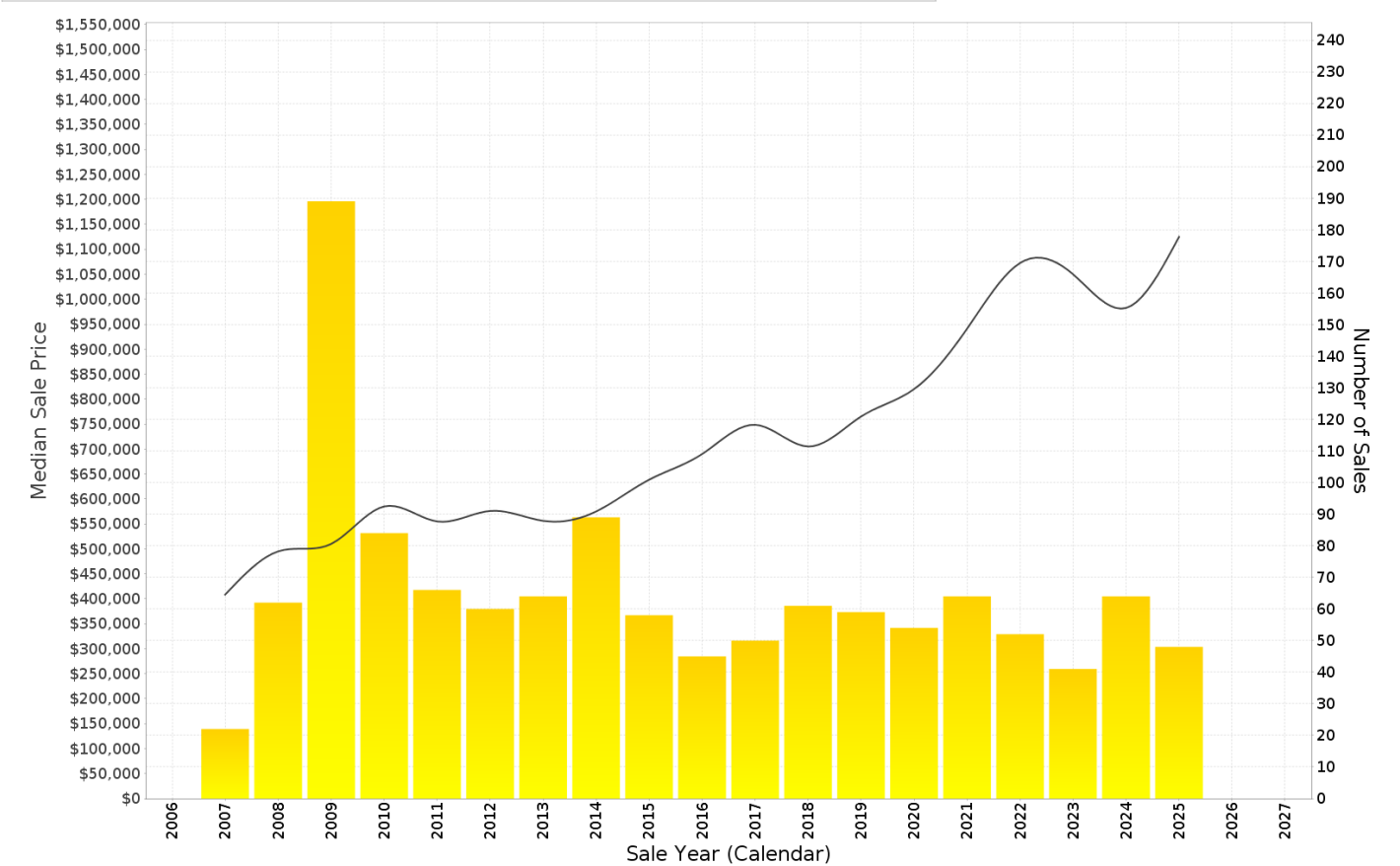
Based on a rolling 12 month period and may differ from calendar year statistics

Suburb Growth

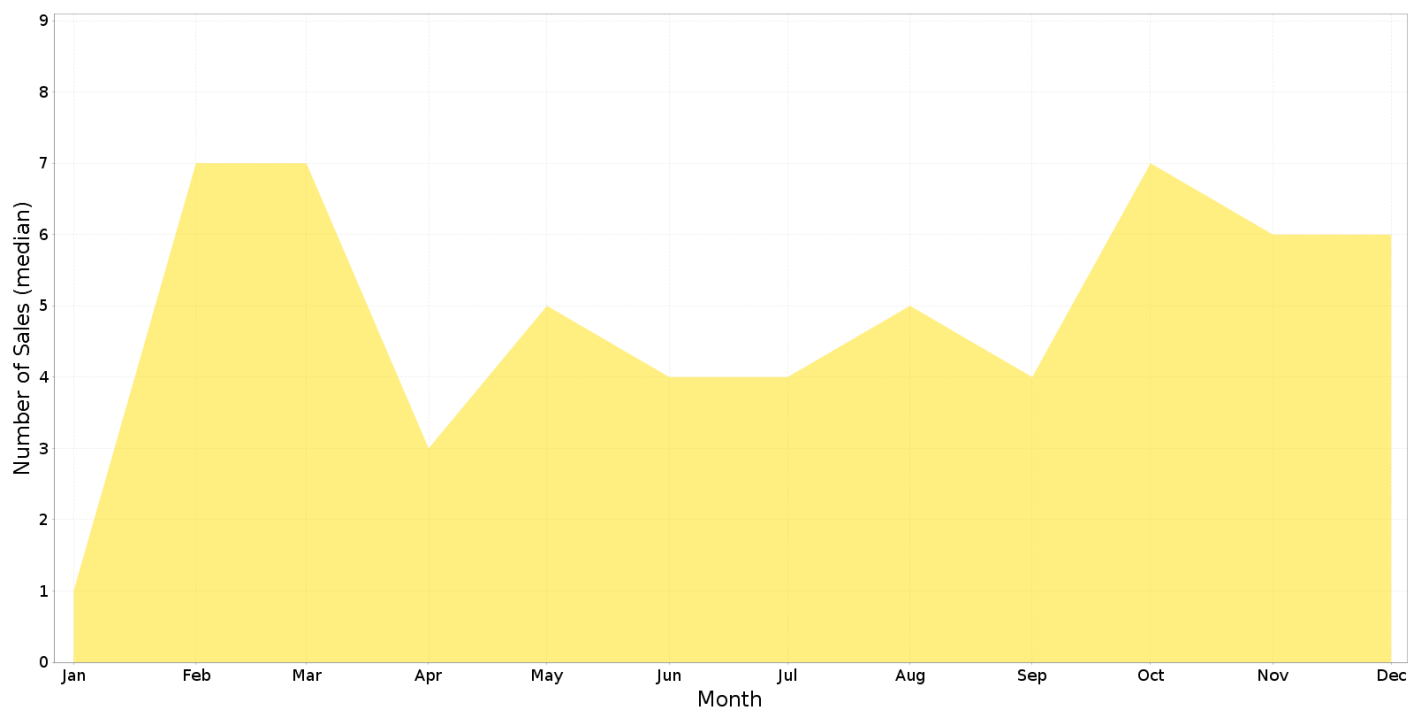
+14.5%

Current Median Price: \$1,125,000
Previous Median Price: \$982,500

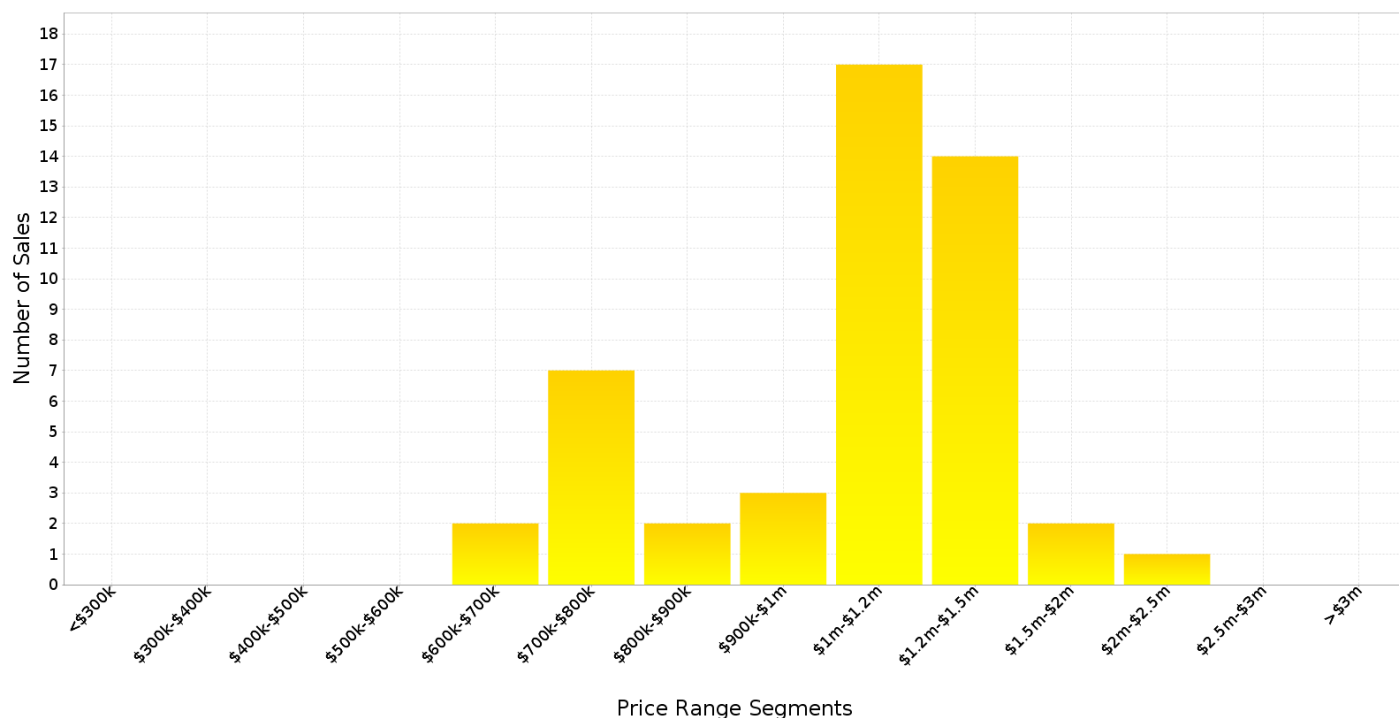
Based on 112 recorded House sales compared over the last two rolling 12 month periods



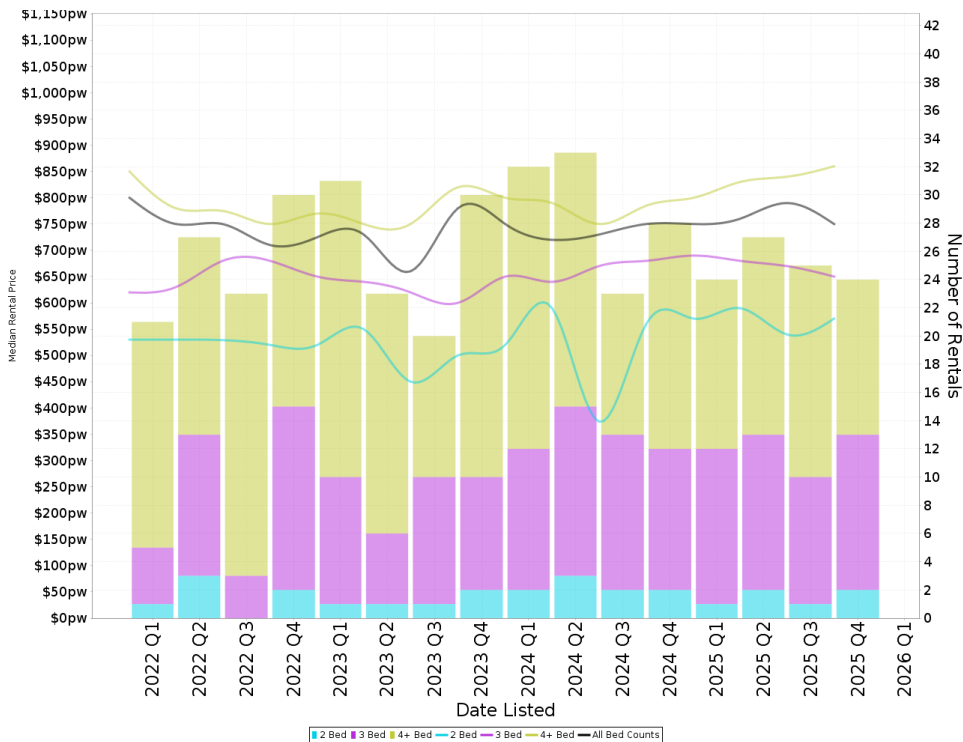
FRANKLIN - Peak Selling Periods (3 years)



FRANKLIN - Price Range Segments (12 months)



Median Weekly Rents (Houses)



Suburb Sale Price Growth

+14.5%

Current Median Price: \$1,125,000
Previous Median Price: \$982,500

Based on 112 registered House sales compared over the last two rolling 12 month periods.

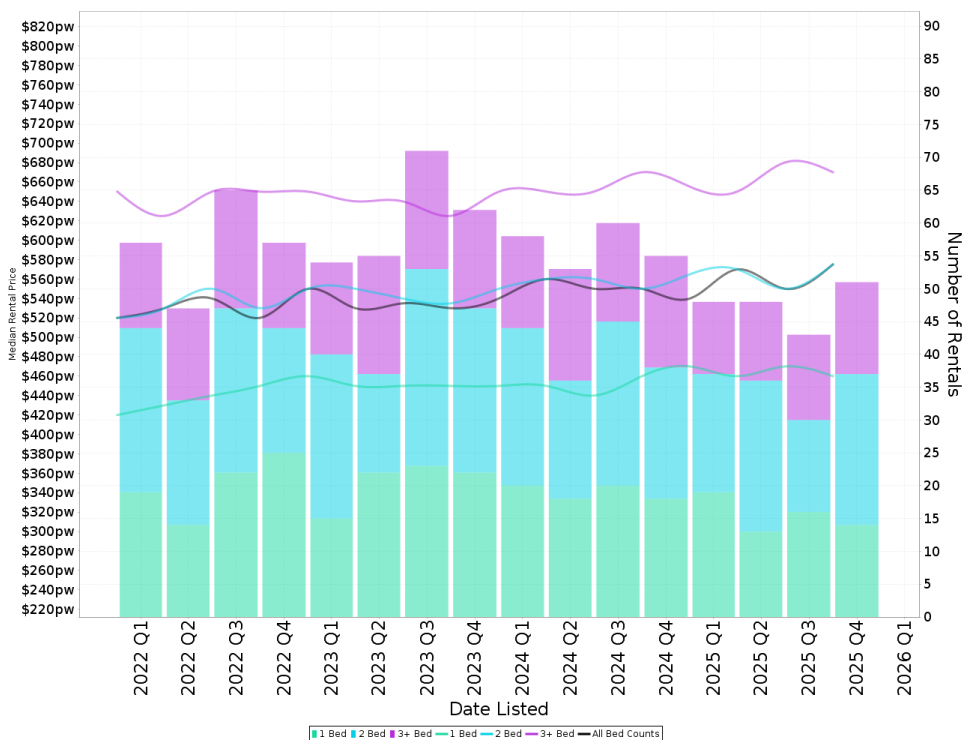
Suburb Rental Yield

+3.5%

Current Median Price: \$1,125,000
Current Median Rent: \$750

Based on 100 registered House rentals compared over the last 12 months.

Median Weekly Rents (Units)



Suburb Sale Price Growth

-5.4%

Current Median Price: \$482,500
Previous Median Price: \$510,000

Based on 178 registered Unit sales compared over the last two rolling 12 month periods.

Suburb Rental Yield

+6.0%

Current Median Price: \$482,500
Current Median Rent: \$560

Based on 190 registered Unit rentals compared over the last 12 months.

FRANKLIN - Recently Sold Properties

Median Sale Price

\$1.12m

Based on 48 recorded House sales within the last 12 months (2025)

Based on a rolling 12 month period and may differ from calendar year statistics

Suburb Growth

+14.5%

Current Median Price: \$1,125,000
Previous Median Price: \$982,500

Based on 112 recorded House sales compared over the last two rolling 12 month periods


Sold Properties

48

Based on recorded House sales within the 12 months (2025)

Based on a rolling 12 month period and may differ from calendar year statistics


48 MARIE PITT ST



13 GLADYS LISTER ST



41 NANCY CATO ST




43 HENRY KENDALL ST




33 ALEC HOPE CRES




10 MARIE PITT ST



10 EPSTEIN ST



41 DONALD HORNE CCT



25 MANNING CLARK CRES



6 ROLLS ST

\$760,000

242 m²

3 bedrooms, 1 bathroom, 1 car space

Sold 2025 (14 Days)

4 LIDDELL ST

\$1,145,000

450 m²

4 bedrooms, 2 bathrooms, 2 car spaces

Sold 2025 (14 Days)

13 EVE LANGLEY ST

\$1,200,000

401 m²

5 bedrooms, 2 bathrooms, 2 car spaces

Sold 2025 (108 Days)

6 HINDE ST

\$835,000

250 m²

3 bedrooms, 1 bathroom, 1 car space

Sold 2025 (14 Days)

3 FLORA BASSETT ST

\$1,098,000

330 m²

4 bedrooms, 2 bathrooms, 2 car spaces

Sold 2025 (24 Days)

55 JUDITH WRIGHT ST

\$1,220,000

534 m²

4 bedrooms, 2 bathrooms, 2 car spaces

Sold 2025 (23 Days)

73 OODGEROO AVE

\$1,105,000

450 m²

4 bedrooms, 2 bathrooms, 2 car spaces

Sold 2025 (76 Days)

66 MARIE PITT ST

\$1,435,000

578 m²

4 bedrooms, 3 bathrooms, 2 car spaces

Sold 2025 (43 Days)

25 LITTLEJOHN LANE

\$600,000

202 m²

2 bedrooms, 1 bathroom, 1 car space

Sold 2025 (N/A)

29 MAVIS LATHAM ST

\$1,266,000

605 m²

4 bedrooms, 2 bathrooms, 2 car spaces

Sold 2025 (23 Days)

3 HEWETT CRES

\$1,060,000

375 m²

4 bedrooms, 2 bathrooms, 2 car spaces

Sold 2025 (99 Days)

5 THIELE GDNS

\$1,324,000

630 m²

5 bedrooms, 3 bathrooms, 2 car spaces

Sold 2025 (N/A)

FRANKLIN - Properties For Rent

Median Rental Price

\$750 /w

Based on 100 recorded House rentals within the last 12 months (2025)

Based on a rolling 12 month period and may differ from calendar year statistics

Rental Yield

+3.5%

Current Median Price: \$1,125,000
Current Median Rent: \$750

Based on 48 recorded House sales and 100 House rentals compared over the last 12 months

Number of Rentals

100

Based on recorded House rentals within the last 12 months (2025)

Based on a rolling 12 month period and may differ from calendar year statistics


25 MANNING CLARK CRESCENT



MANNING CLARK CRESCENT



25 A - Manning Clark Crescent



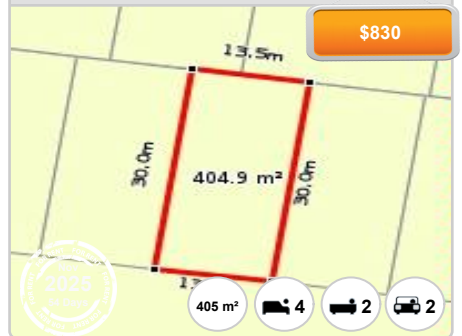
13 BASHAM STREET



2 Rolls Street



11 Ruth Bedford Street



34 GWEN MEREDITH LOOP



1 MacLurcan Street

