

Suburb flyover report

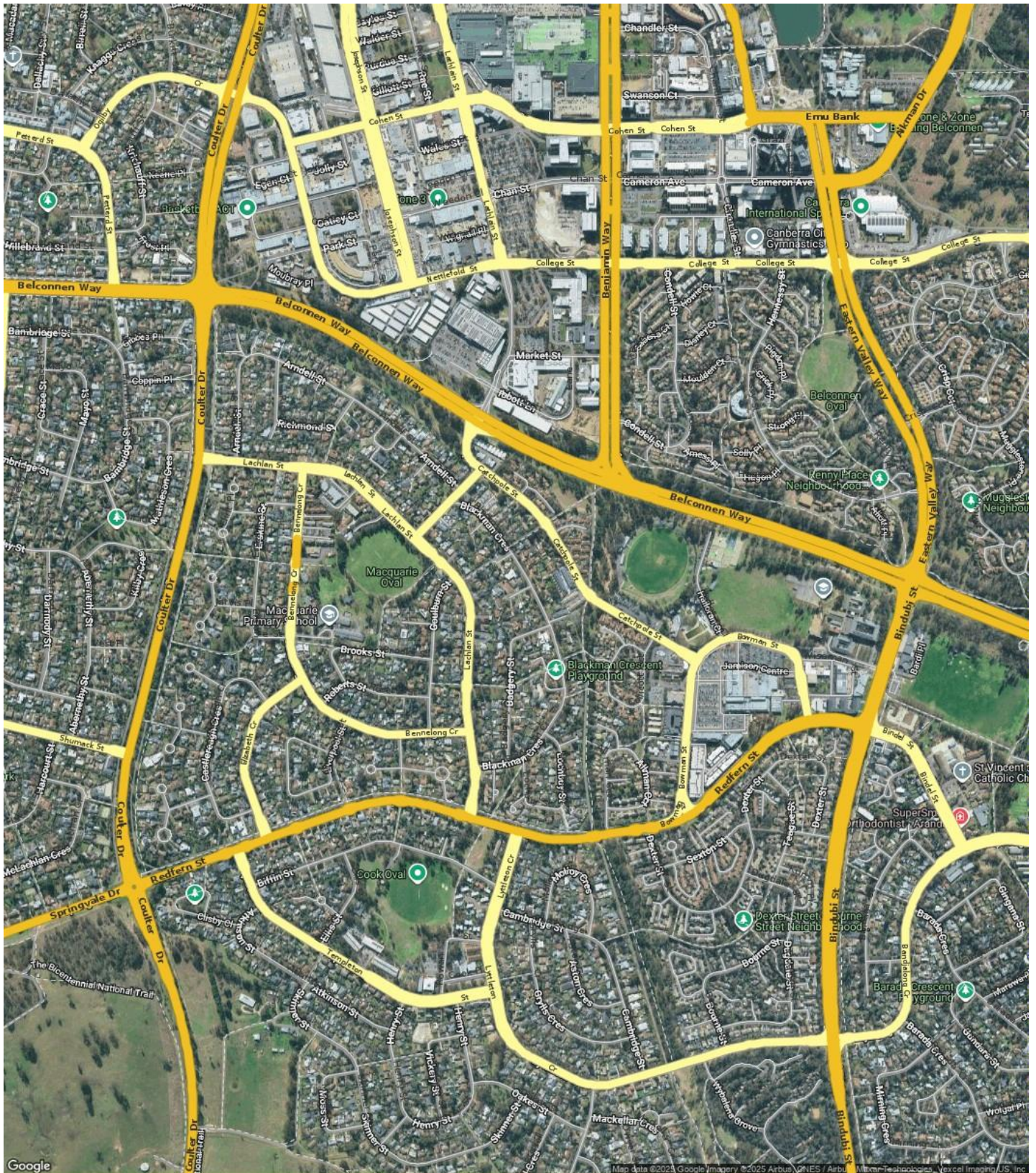
MACQUARIE (HOUSE)

PREPARED BY: CUSTOMER CARE VA , RAY WHITE CANBERRA

RayWhite.



MACQUARIE - Suburb Map



Prepared on 05/01/2026 by Customer Care VA , +61 (02) 6173 6300 at Ray White Canberra. © Property Data Solutions Pty Ltd 2026 (pricefinder.com.au)

The materials are provided as an information source only. © The Property Insights are Territory Data, which is the property of the Australian Capital Territory. No part of it may in any form or by any means (electronic, mechanical, microcopying, photocopying, recording or otherwise) be reproduced, stored in a retrieval system or transmitted without prior permission. Enquiries should be directed to: Manager, Customer Services, Environment and Planning Directorate, GPO Box 158, Canberra ACT 2601.

MACQUARIE - Sales Statistics (Houses)

Year	# Sales	Median	Growth	Low	High
2008	26	\$ 444,250	0.0 %	\$ 299,000	\$ 850,000
2009	27	\$ 492,500	10.9 %	\$ 4,450	\$ 687,500
2010	13	\$ 566,000	14.9 %	\$ 475,000	\$ 770,000
2011	23	\$ 520,000	-8.1 %	\$ 300,000	\$ 4,150,000
2012	21	\$ 532,500	2.4 %	\$ 440,000	\$ 805,000
2013	25	\$ 555,200	4.3 %	\$ 237,540	\$ 891,000
2014	15	\$ 572,000	3.0 %	\$ 186,667	\$ 791,000
2015	29	\$ 632,000	10.5 %	\$ 242,500	\$ 987,000
2016	18	\$ 660,000	4.4 %	\$ 242,500	\$ 897,000
2017	22	\$ 736,500	11.6 %	\$ 572,500	\$ 1,375,000
2018	23	\$ 706,000	-4.1 %	\$ 408,750	\$ 900,000
2019	23	\$ 725,000	2.7 %	\$ 445,000	\$ 940,000
2020	25	\$ 760,000	4.8 %	\$ 430,000	\$ 1,100,000
2021	39	\$ 1,075,000	41.4 %	\$ 770,000	\$ 2,400,000
2022	25	\$ 1,095,000	1.9 %	\$ 620,000	\$ 2,860,000
2023	18	\$ 1,056,500	-3.5 %	\$ 670,000	\$ 1,435,000
2024	21	\$ 985,000	-6.8 %	\$ 475,000	\$ 1,400,000
2025	21	\$ 1,040,000	5.6 %	\$ 57,530	\$ 1,506,000
2026	0				

Median Sale Price

\$1.04m

Based on 21 recorded House sales within the last 12 months (2025)

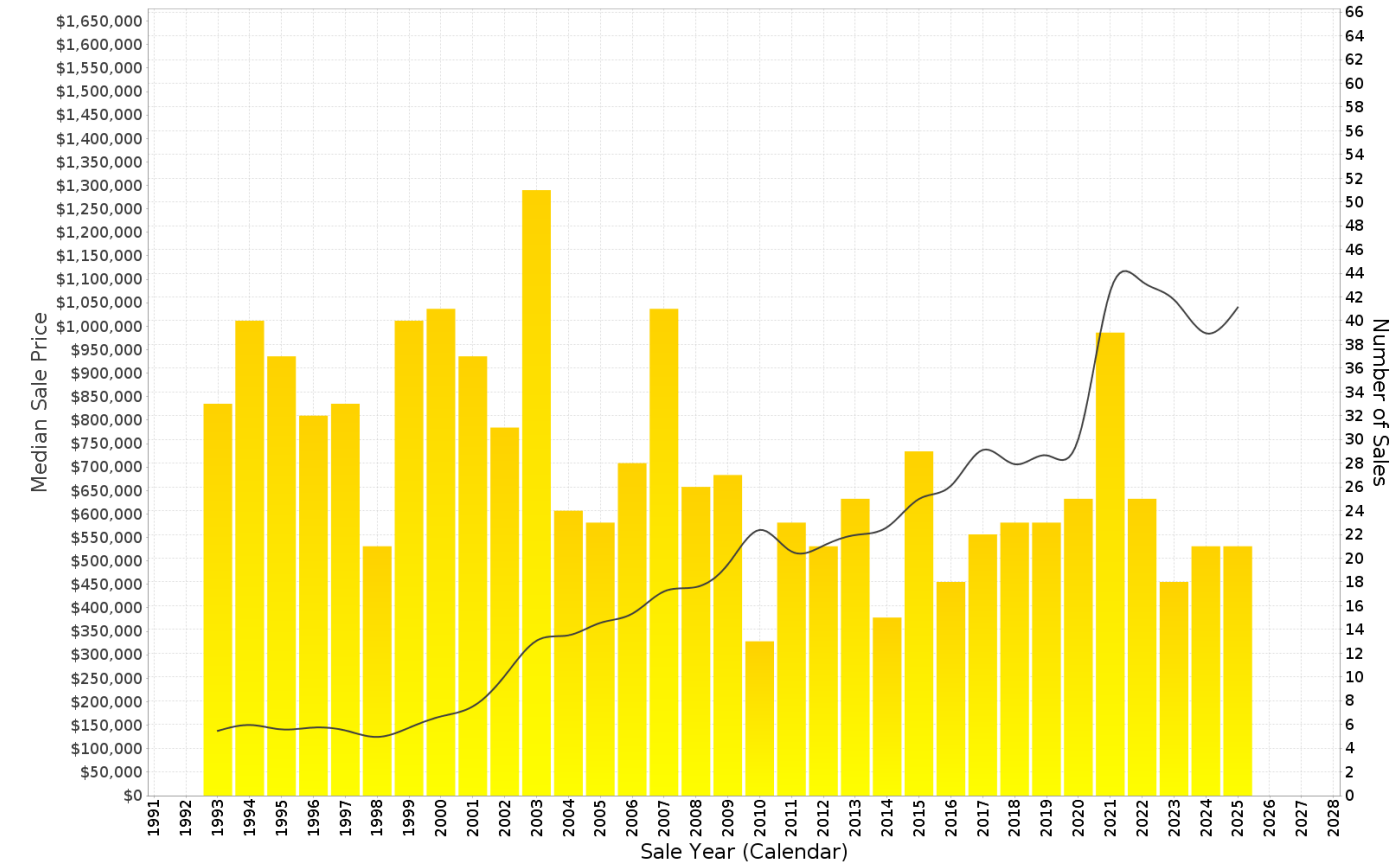
Based on a rolling 12 month period and may differ from calendar year statistics

Suburb Growth

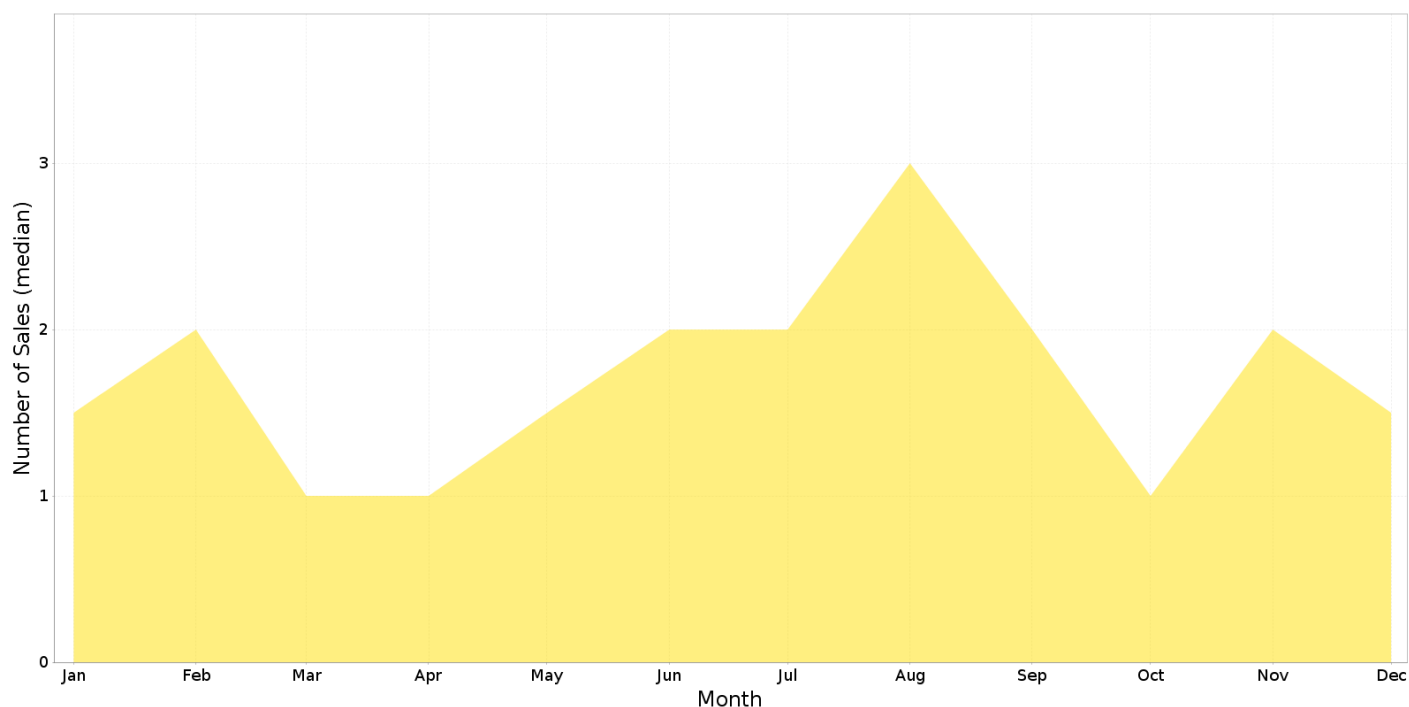
+5.6%

Current Median Price: \$1,040,000
Previous Median Price: \$985,000

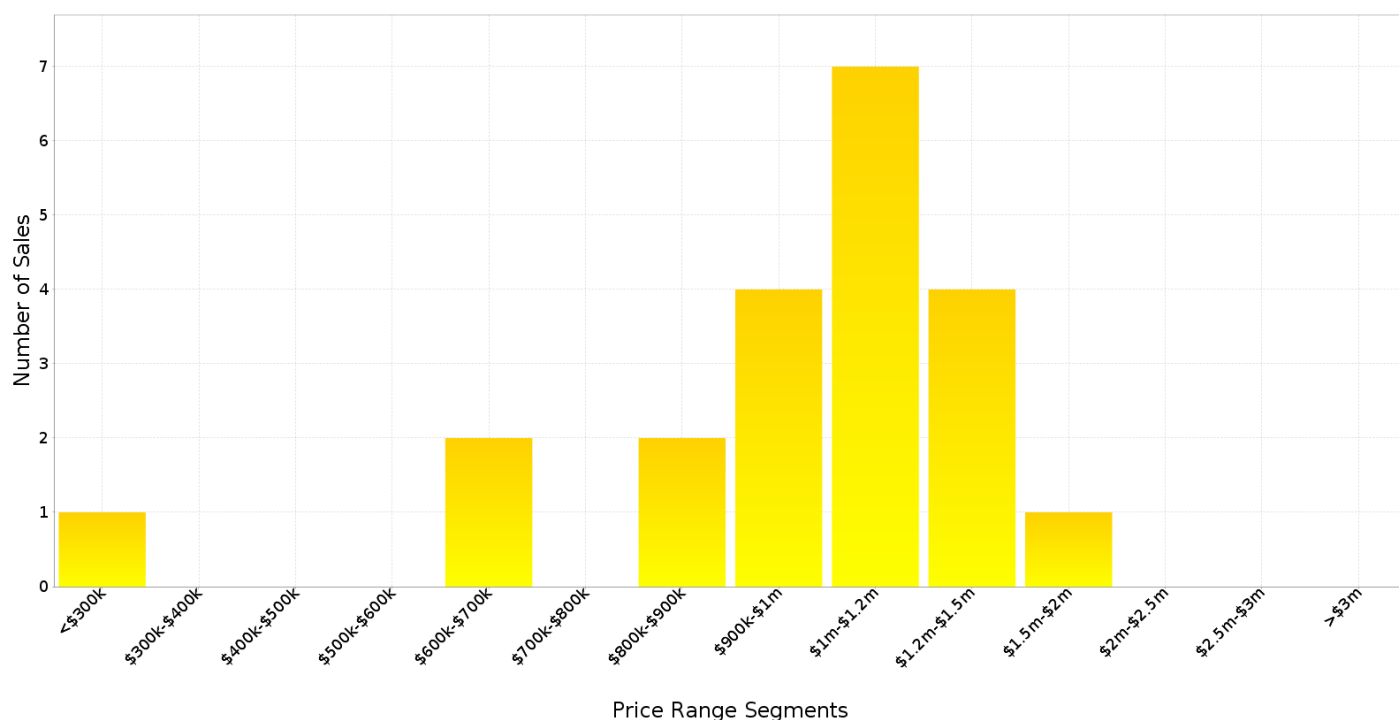
Based on 42 recorded House sales compared over the last two rolling 12 month periods



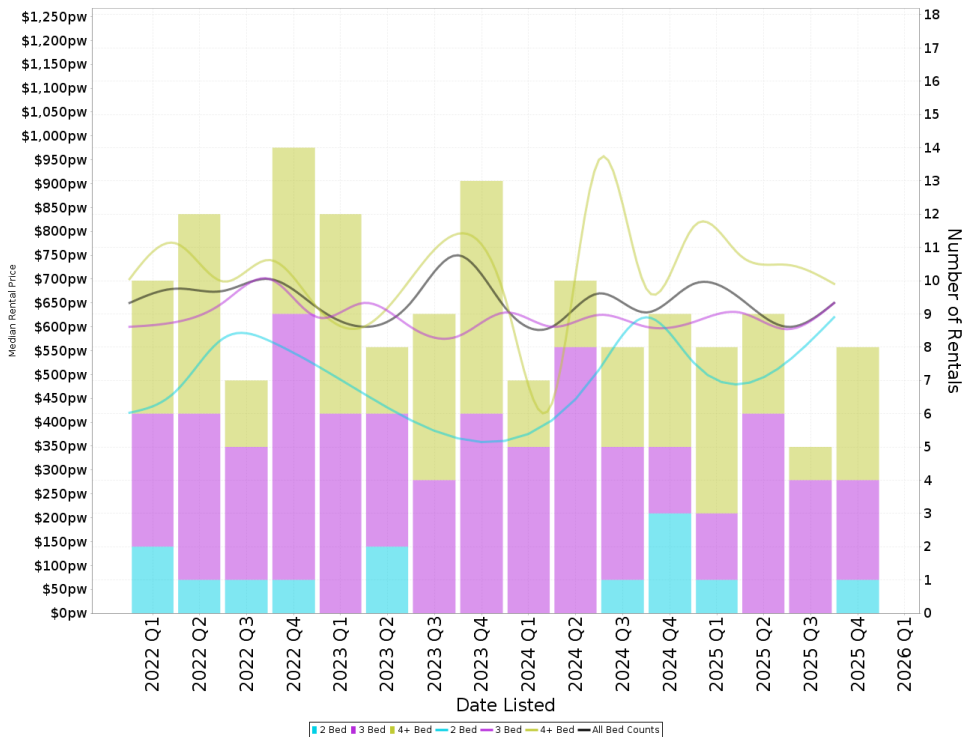
MACQUARIE - Peak Selling Periods (3 years)



MACQUARIE - Price Range Segments (12 months)



Median Weekly Rents (Houses)



Suburb Sale Price Growth

+5.6%

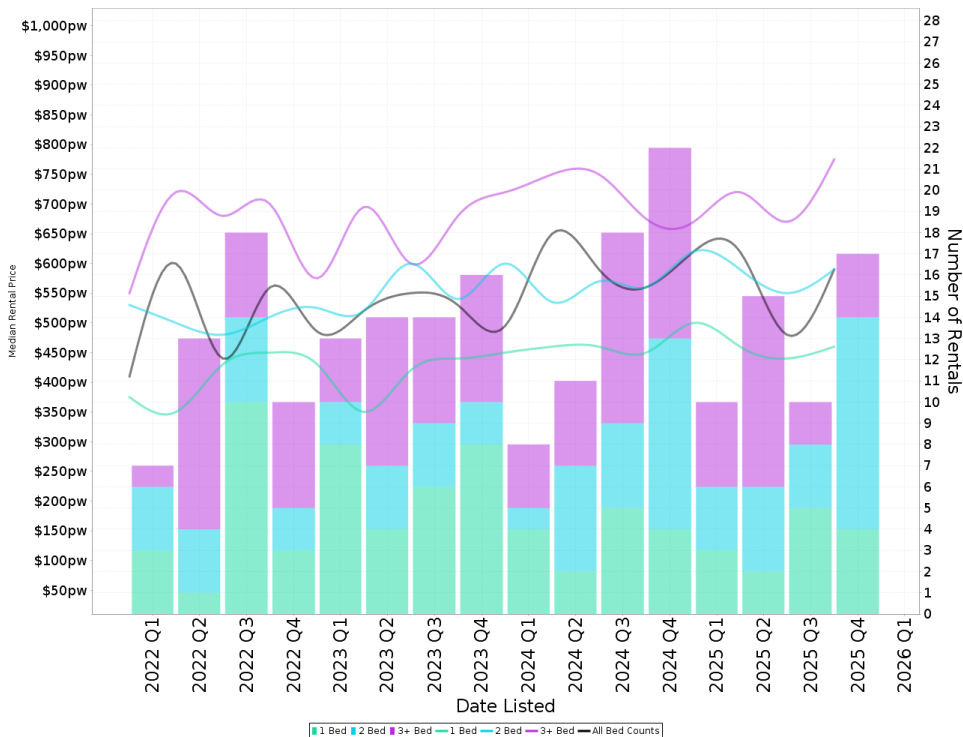
Current Median Price: \$1,040,000
Previous Median Price: \$985,000
 Based on 42 registered House sales compared over the last two rolling 12 month periods.

Suburb Rental Yield

+3.3%

Current Median Price: \$1,040,000
Current Median Rent: \$660
 Based on 30 registered House rentals compared over the last 12 months.

Median Weekly Rents (Units)



Suburb Sale Price Growth

+15.9%

Current Median Price: \$655,000
Previous Median Price: \$565,000
 Based on 73 registered Unit sales compared over the last two rolling 12 month periods.

Suburb Rental Yield

+4.7%

Current Median Price: \$655,000
Current Median Rent: \$595
 Based on 52 registered Unit rentals compared over the last 12 months.

MACQUARIE - Recently Sold Properties

Median Sale Price

\$1.04m

Based on 21 recorded House sales within the last 12 months (2025)

Based on a rolling 12 month period and may differ from calendar year statistics

Suburb Growth

+5.6%

Current Median Price: \$1,040,000
Previous Median Price: \$985,000

Based on 42 recorded House sales compared over the last two rolling 12 month periods


Sold Properties

21

Based on recorded House sales within the 12 months (2025)

Based on a rolling 12 month period and may differ from calendar year statistics


29 LIVERPOOL ST



2 RICHMOND ST




27 LACHLAN ST



33 CASTLEREAGH CRES



8 ROBERTS ST



28 ERSKINE ST



2 BIRABAN PL



15 BATHURST PL




6 ELIZABETH CRES




52 ARNDELL ST

\$1,158,000



11 CASTLEREAGH CRES

\$1,506,000



MACQUARIE - Properties For Rent

Median Rental Price

\$660 /w

Based on 30 recorded House rentals within the last 12 months (2025)

Based on a rolling 12 month period and may differ from calendar year statistics

Rental Yield

+3.3%

Current Median Price: \$1,040,000
Current Median Rent: \$660

Based on 21 recorded House sales and 30 House rentals compared over the last 12 months

Number of Rentals

30

Based on recorded House rentals within the last 12 months (2025)

Based on a rolling 12 month period and may differ from calendar year statistics

