

Suburb flyover report

DUNLOP (HOUSE)

PREPARED BY: CUSTOMER CARE VA , RAY WHITE CANBERRA

RayWhite.



DUNLOP - Suburb Map



Prepared on 05/01/2026 by Customer Care VA , +61 (02) 6173 6300 at Ray White Canberra. © Property Data Solutions Pty Ltd 2026 (pricefinder.com.au)

The materials are provided as an information source only. © The Property Insights are Territory Data, which is the property of the Australian Capital Territory. No part of it may in any form or by any means (electronic, mechanical, microcopying, photocopying, recording or otherwise) be reproduced, stored in a retrieval system or transmitted without prior permission. Enquiries should be directed to: Manager, Customer Services, Environment and Planning Directorate, GPO Box 158, Canberra ACT 2601.

DUNLOP - Sales Statistics (Houses)

Year	# Sales	Median	Growth	Low	High
2008	148	\$ 410,000	0.0 %	\$ 12,500	\$ 646,500
2009	173	\$ 440,000	7.3 %	\$ 17,250	\$ 610,000
2010	109	\$ 465,000	5.7 %	\$ 207,500	\$ 720,000
2011	115	\$ 486,000	4.5 %	\$ 141,666	\$ 740,000
2012	109	\$ 480,000	-1.2 %	\$ 22,000	\$ 750,000
2013	118	\$ 486,500	1.4 %	\$ 175,000	\$ 690,000
2014	113	\$ 465,000	-4.4 %	\$ 4,100	\$ 850,000
2015	117	\$ 487,500	4.8 %	\$ 95,000	\$ 740,000
2016	121	\$ 510,000	4.6 %	\$ 270,000	\$ 810,000
2017	110	\$ 585,000	14.7 %	\$ 133,000	\$ 806,000
2018	100	\$ 577,500	-1.3 %	\$ 115,000	\$ 850,000
2019	105	\$ 590,000	2.2 %	\$ 325,000	\$ 945,000
2020	113	\$ 645,000	9.3 %	\$ 122,000	\$ 920,000
2021	125	\$ 760,000	17.8 %	\$ 415,000	\$ 1,081,000
2022	108	\$ 851,000	12.0 %	\$ 350,000	\$ 1,340,000
2023	104	\$ 803,500	-5.6 %	\$ 250,000	\$ 1,150,000
2024	96	\$ 835,000	3.9 %	\$ 100,000	\$ 1,300,000
2025	67	\$ 885,000	6.0 %	\$ 380,000	\$ 1,315,000
2026	0				

Median Sale Price

\$885k

Based on 67 recorded House sales within the last 12 months (2025)

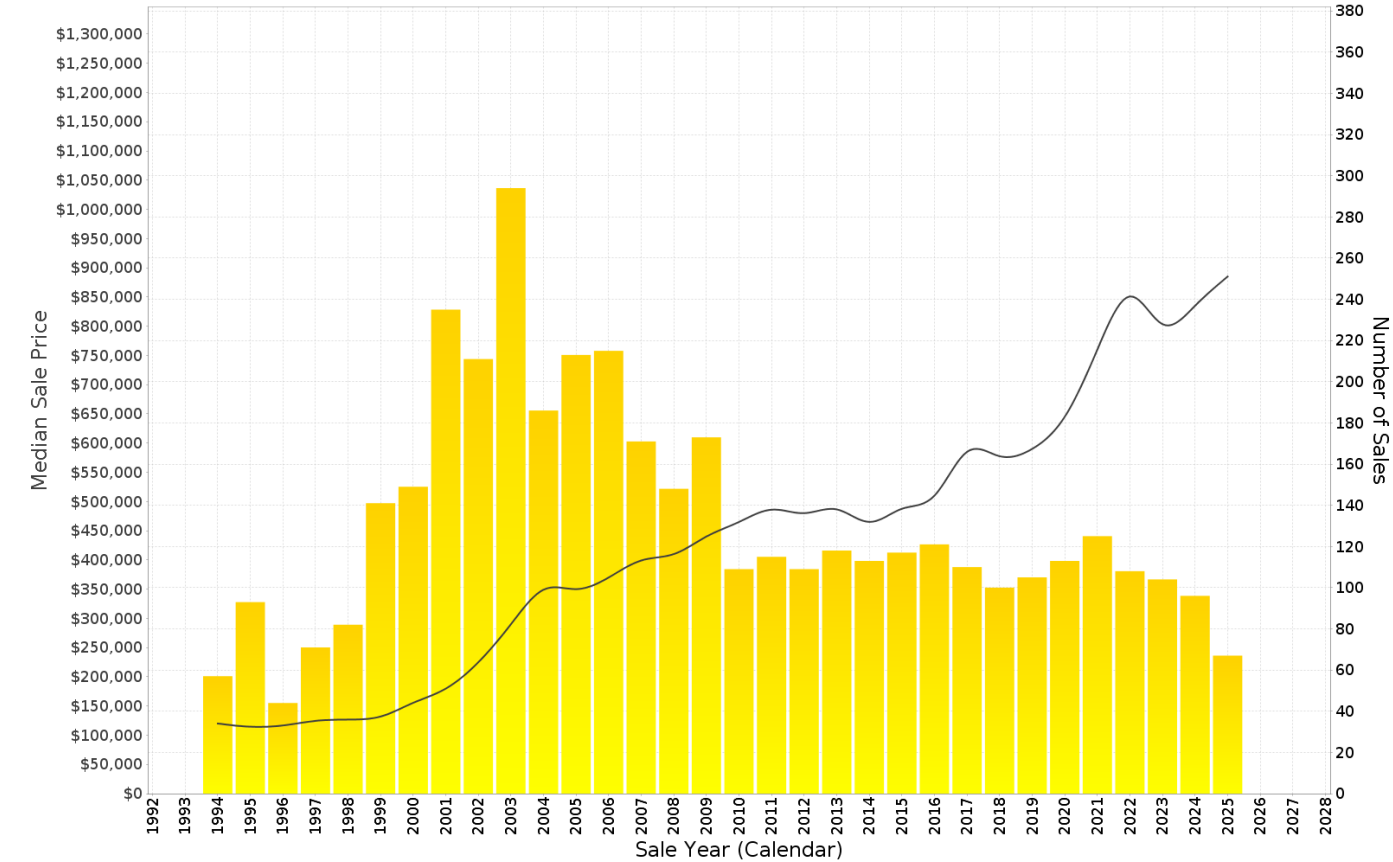
Based on a rolling 12 month period and may differ from calendar year statistics

Suburb Growth

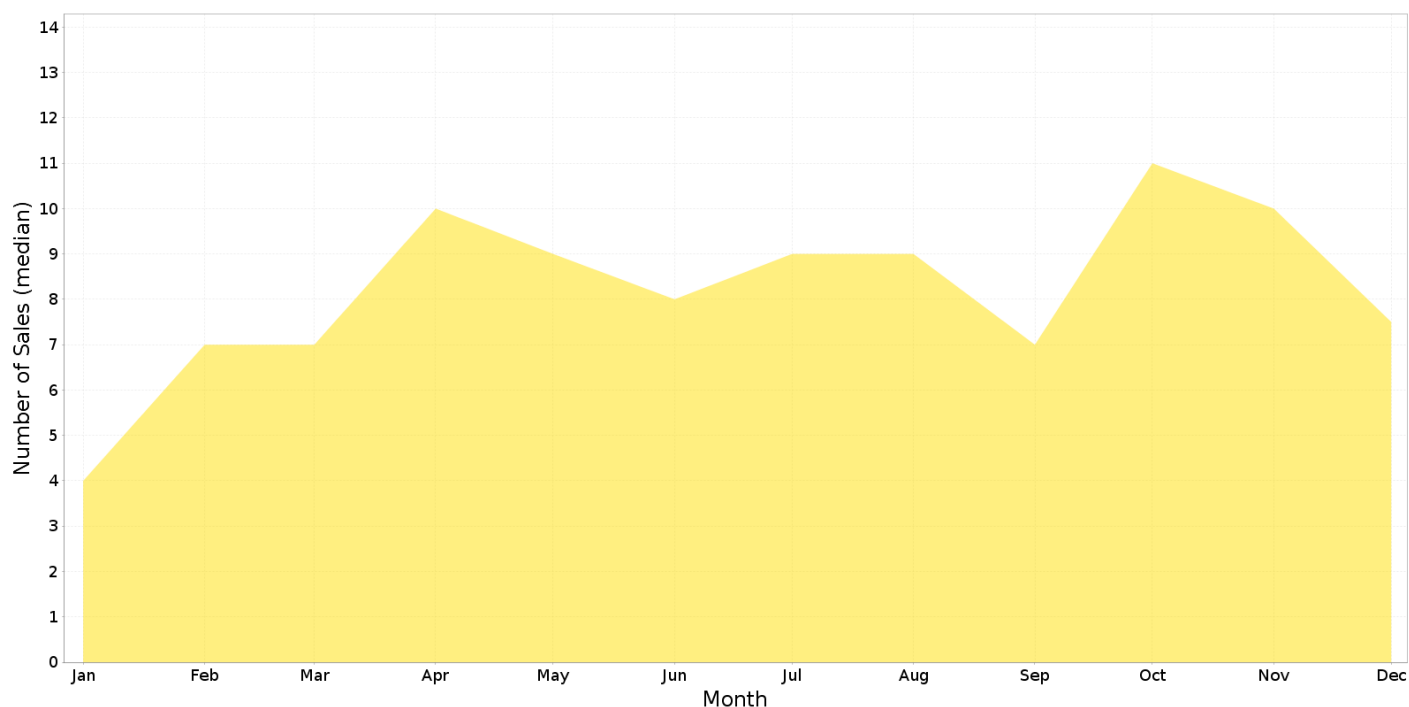
+6.0%

Current Median Price: \$885,000
Previous Median Price: \$835,000

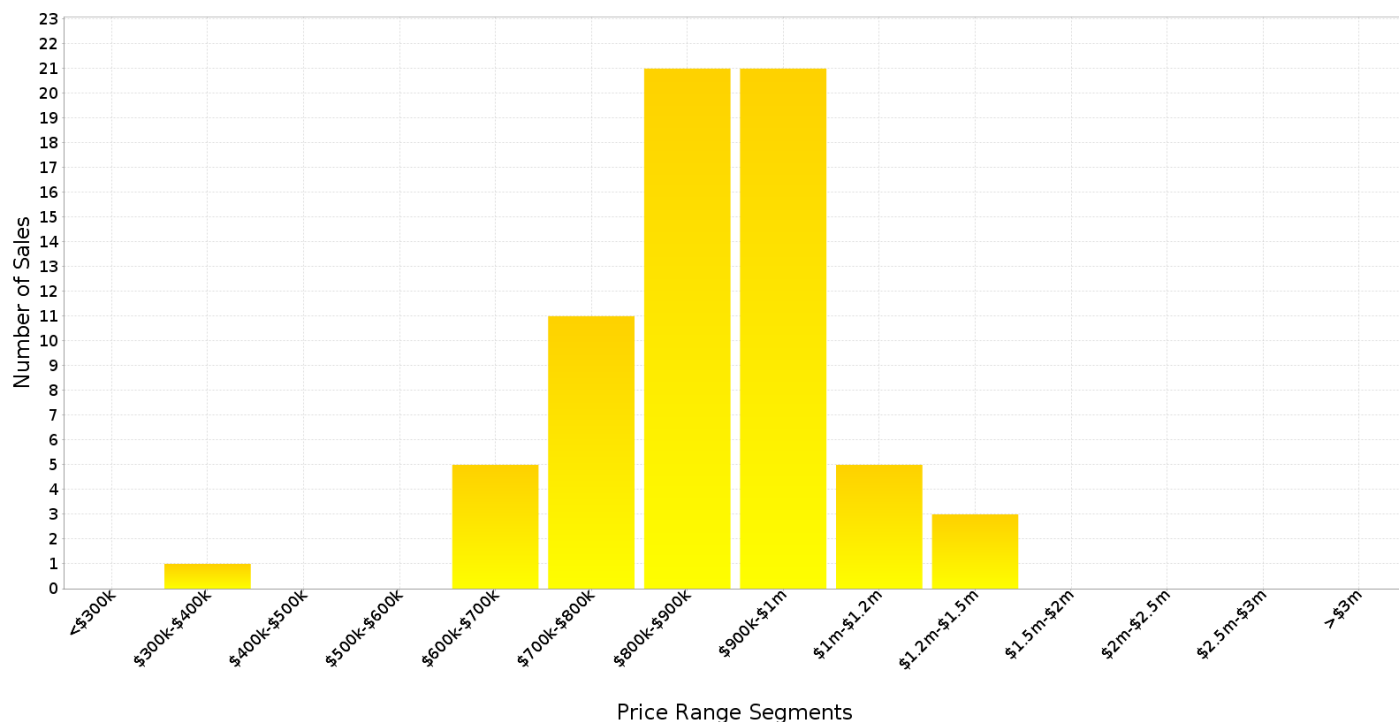
Based on 163 recorded House sales compared over the last two rolling 12 month periods



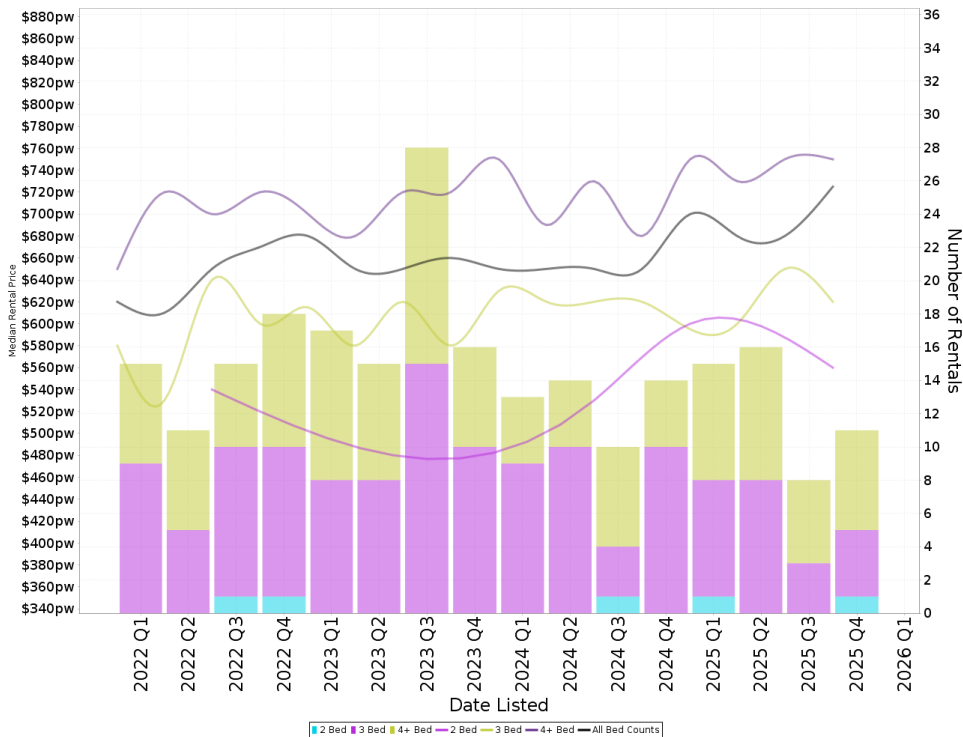
DUNLOP - Peak Selling Periods (3 years)



DUNLOP - Price Range Segments (12 months)



Median Weekly Rents (Houses)



Suburb Sale Price Growth

+6.0%

Current Median Price: \$885,000
Previous Median Price: \$835,000

Based on 163 registered House sales compared over the last two rolling 12 month periods.

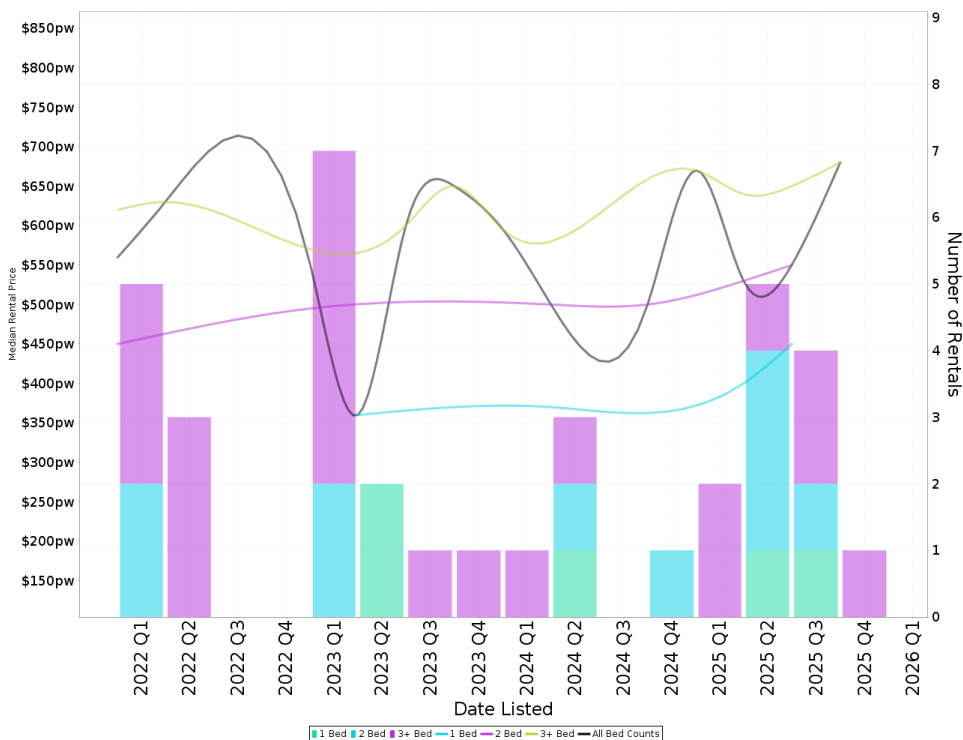
Suburb Rental Yield

+4.1%

Current Median Price: \$885,000
Current Median Rent: \$700

Based on 50 registered House rentals compared over the last 12 months.

Median Weekly Rents (Units)



Suburb Sale Price Growth

-13.6%

Current Median Price: \$622,000
Previous Median Price: \$720,000

Based on 8 registered Unit sales compared over the last two rolling 12 month periods.

Suburb Rental Yield

+4.7%

Current Median Price: \$622,000
Current Median Rent: \$560

Based on 12 registered Unit rentals compared over the last 12 months.

DUNLOP - Recently Sold Properties

Median Sale Price

\$885k

Based on 67 recorded House sales within the last 12 months (2025)

Based on a rolling 12 month period and may differ from calendar year statistics

Suburb Growth

+6.0%

Current Median Price: \$885,000
Previous Median Price: \$835,000

Based on 163 recorded House sales compared over the last two rolling 12 month periods

Sold Properties

67


Based on recorded House sales within the 12 months (2025)

Based on a rolling 12 month period and may differ from calendar year statistics


30 POLILIGHT ST



59 HENRY SUTTON CCT



7 BEDOURIE ST



5 HENRY SUTTON CCT




38 BRANSON ST



10 BINNEY PL




31 GOULDSMITH ST



32 TRAEGER ST




15 CLENDINNEN ST



68 BRANSON ST




31 BRANSON ST



4 EDGLEY PL




14 SHOOBIDGE CCT



29 THORNHILL CRES




36 FAIRLIGHT ST



17 EVELYN OWEN CRES



35 STUMP JUMP CRES



2 HUGH MCKAY CRES



68 SHOOBIDGE CCT



26 GORDON WITHNALL CRES



12 HIGHAM PL



DUNLOP - Properties For Rent

Median Rental Price

\$700 /w

Based on 50 recorded House rentals within the last 12 months (2025)

Based on a rolling 12 month period and may differ from calendar year statistics

Rental Yield

+4.1%

Current Median Price: \$885,000
Current Median Rent: \$700

Based on 67 recorded House sales and 50 House rentals compared over the last 12 months

Number of Rentals

50

Based on recorded House rentals within the last 12 months (2025)

Based on a rolling 12 month period and may differ from calendar year statistics

