

# Suburb flyover report

PARKES (UNIT)

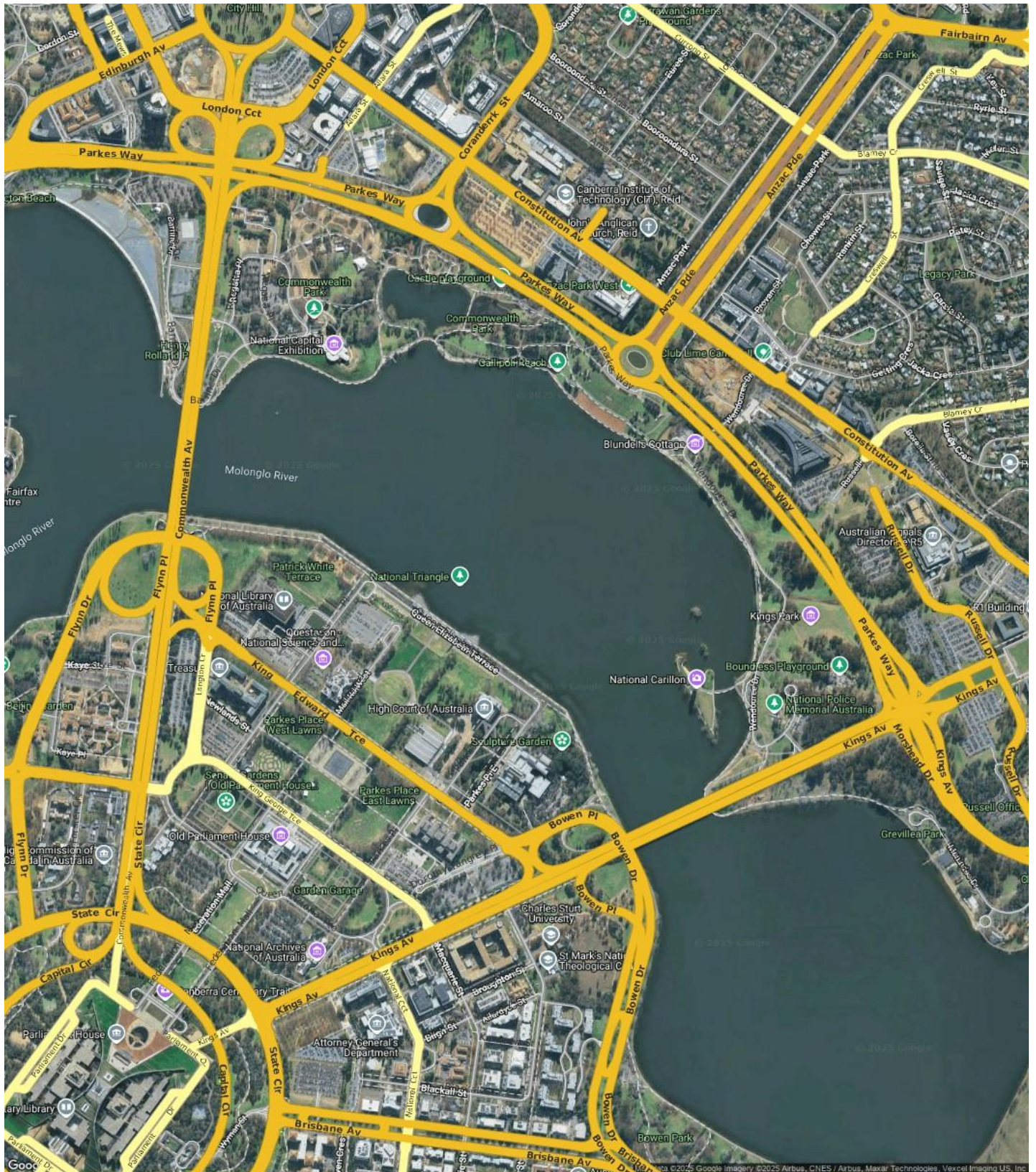
PREPARED BY: CUSTOMER CARE VA , RAY WHITE CANBERRA

**RayWhite.**





## PARKES - Suburb Map



Prepared on 01/10/2025 by Customer Care VA , +61 (02) 6173 6300 at Ray White Canberra. © Property Data Solutions Pty Ltd 2025 (pricfinder.com.au)

The materials are provided as an information source only. © The Property Insights are Territory Data, which is the property of the Australian Capital Territory. No part of it may in any form or by any means (electronic, mechanical, microcopying, photocopying, recording or otherwise) be reproduced, stored in a retrieval system or transmitted without prior permission. Enquiries should be directed to: Manager, Customer Services, Environment and Planning Directorate, GPO Box 158, Canberra ACT 2601.



PARKES - Sales Statistics (Units)

Year	# Sales	Median	Growth	Low	High
2019	7	\$ 470,000	0.0 %	\$ 450,000	\$ 1,800,000
2020	89	\$ 490,000	4.3 %	\$ 430,000	\$ 2,750,000
2021	112	\$ 760,000	55.1 %	\$ 450,000	\$ 1,975,000
2022	54	\$ 949,250	24.9 %	\$ 445,000	\$ 3,080,000
2023	8	\$ 1,380,000	45.4 %	\$ 565,000	\$ 3,500,000
2024	26	\$ 887,500	-35.7 %	\$ 537,000	\$ 3,000,000
2025	9	\$ 960,000	8.2 %	\$ 563,000	\$ 1,735,000

Median Sale Price

\$925k

Based on 15 recorded Unit sales within the last 12 months (Oct '24 - Sep '25)

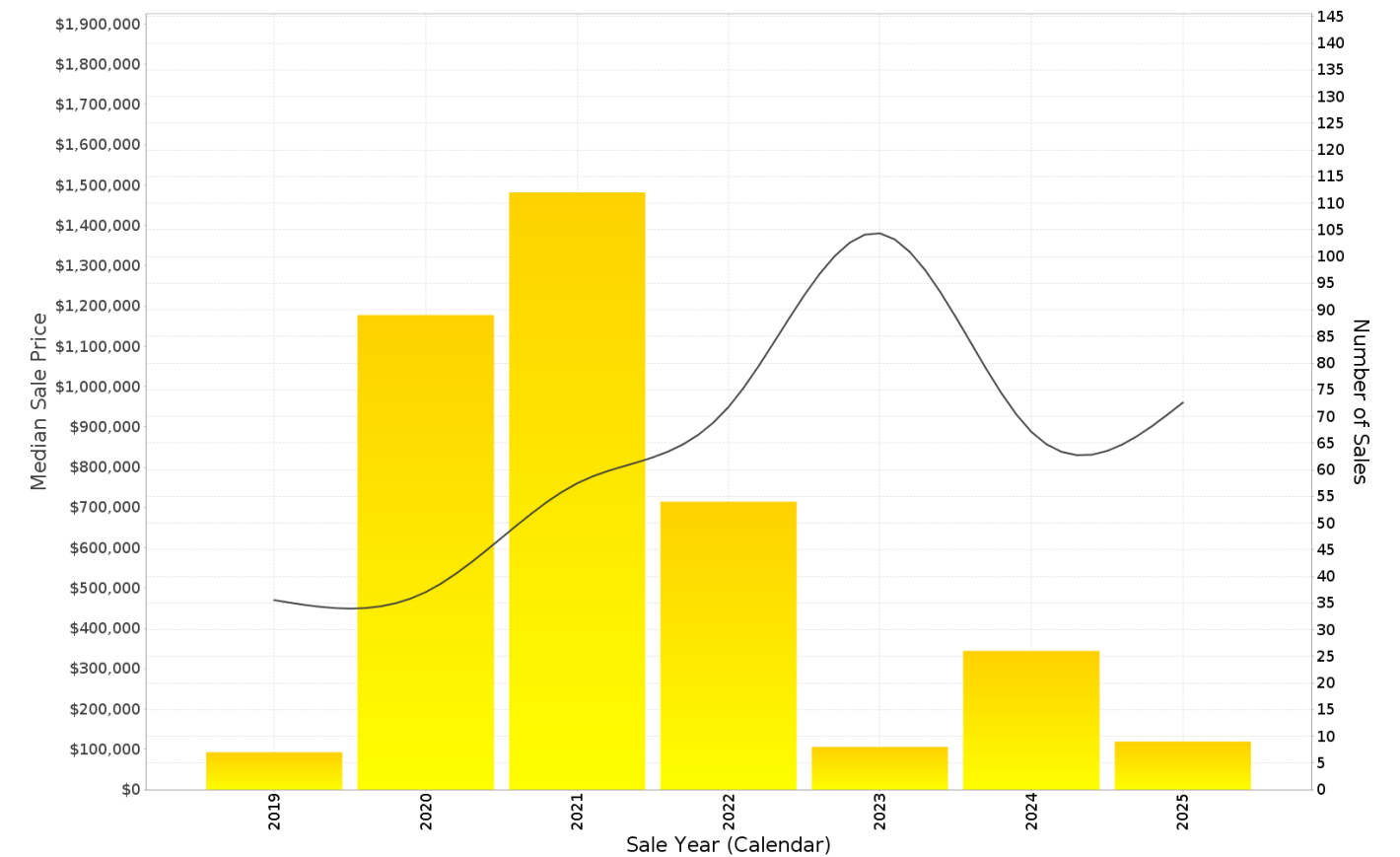
Based on a rolling 12 month period and may differ from calendar year statistics

Suburb Growth

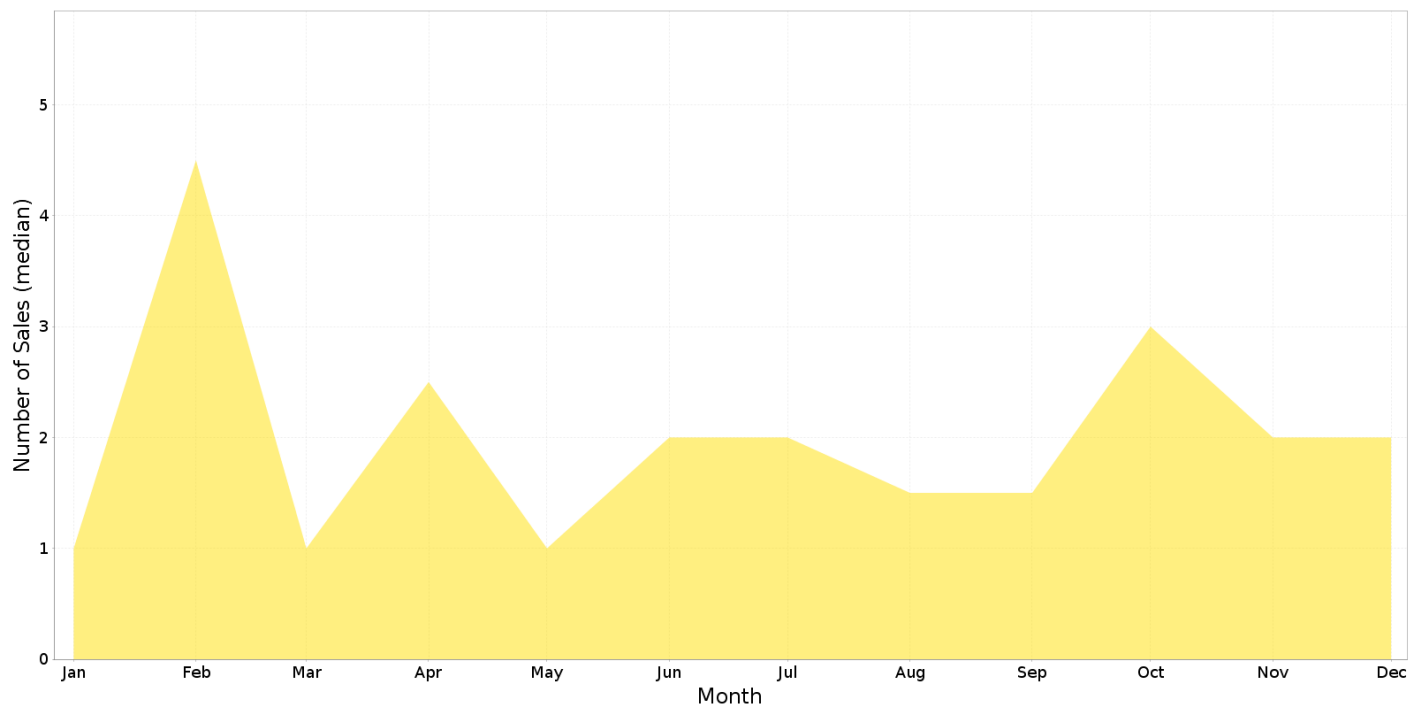
+4.2%

Current Median Price: \$925,000  
Previous Median Price: \$887,500

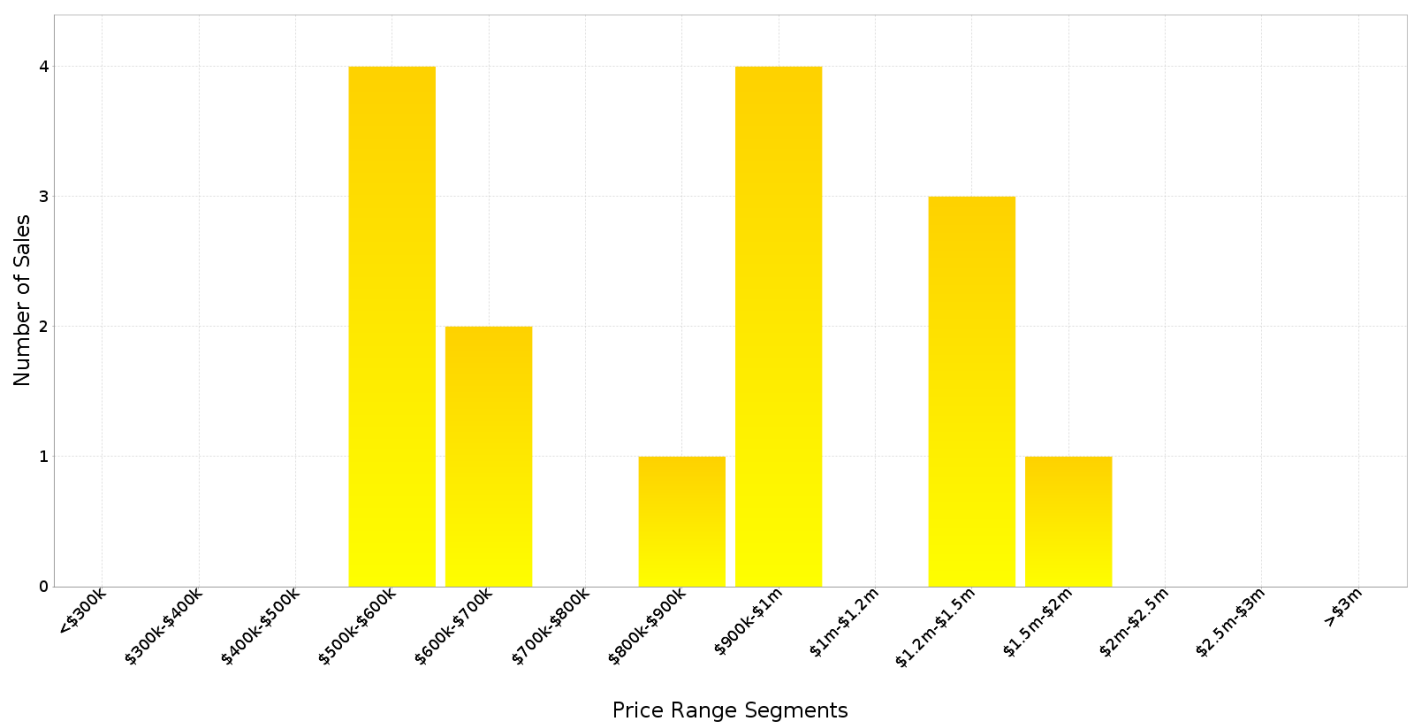
Based on 39 recorded Unit sales compared over the last two rolling 12 month periods



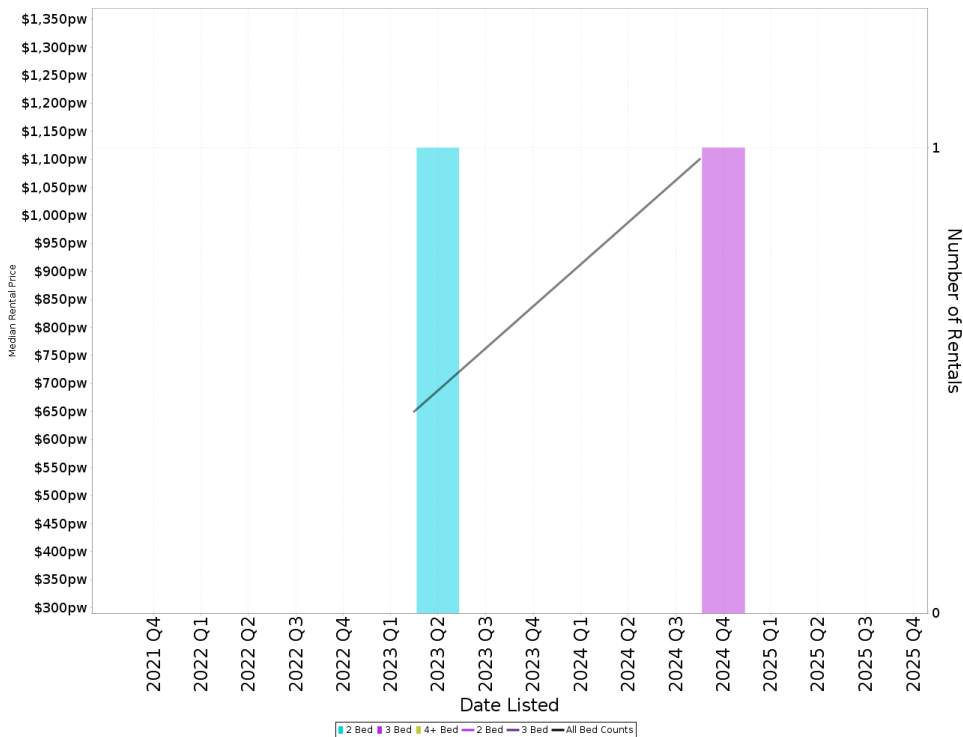
## PARKES - Peak Selling Periods (3 years)



## PARKES - Price Range Segments (12 months)



## Median Weekly Rents (Houses)



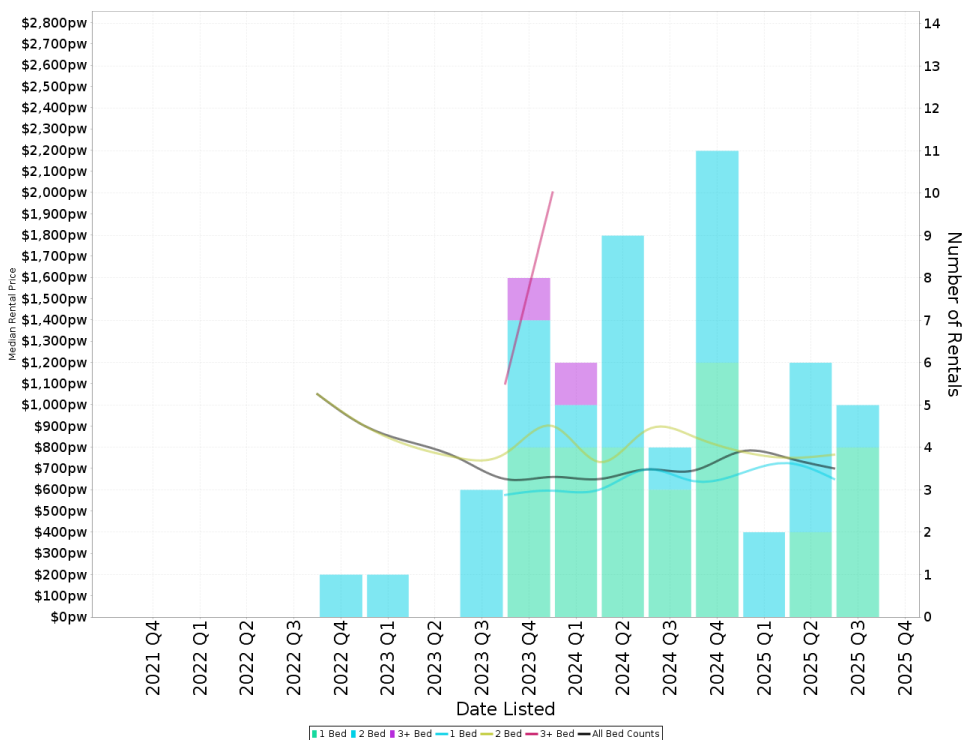
Suburb Sale Price Growth

N/A

Suburb Rental Yield

N/A

## Median Weekly Rents (Units)



Suburb Sale Price Growth

**+4.2%**

Current Median Price: \$925,000

Previous Median Price: \$887,500

Based on 39 registered Unit sales compared over the last two rolling 12 month periods.

Suburb Rental Yield

**+4.1%**

Current Median Price: \$925,000

Current Median Rent: \$725

Based on 24 registered Unit rentals compared over the last 12 months.

# PARKES - Recently Sold Properties

Median Sale Price

**\$925k**

Based on 15 recorded Unit sales within the last 12 months (Oct '24 - Sep '25)

Based on a rolling 12 month period and may differ from calendar year statistics

Suburb Growth

**+4.2%**

Current Median Price: \$925,000  
Previous Median Price: \$887,500

Based on 39 recorded Unit sales compared over the last two rolling 12 month periods

# Sold Properties


**15**

Based on recorded Unit sales within the 12 months (Oct '24 - Sep '25)

Based on a rolling 12 month period and may differ from calendar year statistics

**175/44 CONSTITUTION AVE**

**\$1,735,000**




1.21 ha 3 3 4

Sold Jul 2025 288 Days

**11/44 CONSTITUTION AVE**

**\$563,000**




1.21 ha 1 1 1

Sold Jul 2025 N/A

**133/44 CONSTITUTION AVE**

**\$580,000**



1.21 ha 1 1 1

Sold May 2025 246 Days

**213/44 CONSTITUTION AVE**

**\$1,367,000**



1.21 ha 3 2 2

Sold Apr 2025 141 Days

**112/44 CONSTITUTION AVE**

**\$960,000**



1.21 ha 2 2 2

Sold Apr 2025 83 Days

## PARKES - Properties For Rent

### Median Rental Price

**\$725 /w**

Based on 24 recorded Unit rentals within the last 12 months (Oct '24 - Sep '25)

Based on a rolling 12 month period and may differ from calendar year statistics

### Rental Yield

**+4.1%**

Current Median Price: \$925,000  
Current Median Rent: \$725

Based on 15 recorded Unit sales and 24 Unit rentals compared over the last 12 months

### Number of Rentals

**24**

Based on recorded Unit rentals within the last 12 months (Oct '24 - Sep '25)

Based on a rolling 12 month period and may differ from calendar year statistics

