

# Suburb flyover report

TAYLOR (HOUSE)

PREPARED BY: CUSTOMER CARE VA , RAY WHITE CANBERRA

**RayWhite.**





# TAYLOR - Suburb Map



Prepared on 01/10/2025 by Customer Care VA , +61 (02) 6173 6300 at Ray White Canberra. © Property Data Solutions Pty Ltd 2025 (pricefinder.com.au)

The materials are provided as an information source only. © The Property Insights are Territory Data, which is the property of the Australian Capital Territory. No part of it may in any form or by any means (electronic, mechanical, microcopying, photocopying, recording or otherwise) be reproduced, stored in a retrieval system or transmitted without prior permission. Enquiries should be directed to: Manager, Customer Services, Environment and Planning Directorate, GPO Box 158, Canberra ACT 2601.



TAYLOR - Sales Statistics (Houses)

Year	# Sales	Median	Growth	Low	High
2013	1	\$ 1,150,000	0.0 %	\$ 1,150,000	\$ 1,150,000
2014	0				
2015	0				
2016	0				
2017	1	\$ 333,845	0.0 %	\$ 333,845	\$ 333,845
2018	2	\$ 594,000	77.9 %	\$ 396,000	\$ 792,000
2019	25	\$ 755,000	27.1 %	\$ 340,000	\$ 950,000
2020	40	\$ 787,500	4.3 %	\$ 250,000	\$ 920,000
2021	116	\$ 777,000	-1.3 %	\$ 330,000	\$ 1,475,000
2022	68	\$ 1,040,000	33.8 %	\$ 73,000	\$ 1,555,000
2023	91	\$ 1,100,000	5.8 %	\$ 642,000	\$ 1,730,000
2024	109	\$ 1,155,000	5.0 %	\$ 685,000	\$ 2,100,000
2025	43	\$ 1,080,000	-6.5 %	\$ 715,000	\$ 1,725,000

Median Sale Price

\$1.11m

Based on 72 recorded House sales within the last 12 months (Oct '24 - Sep '25)

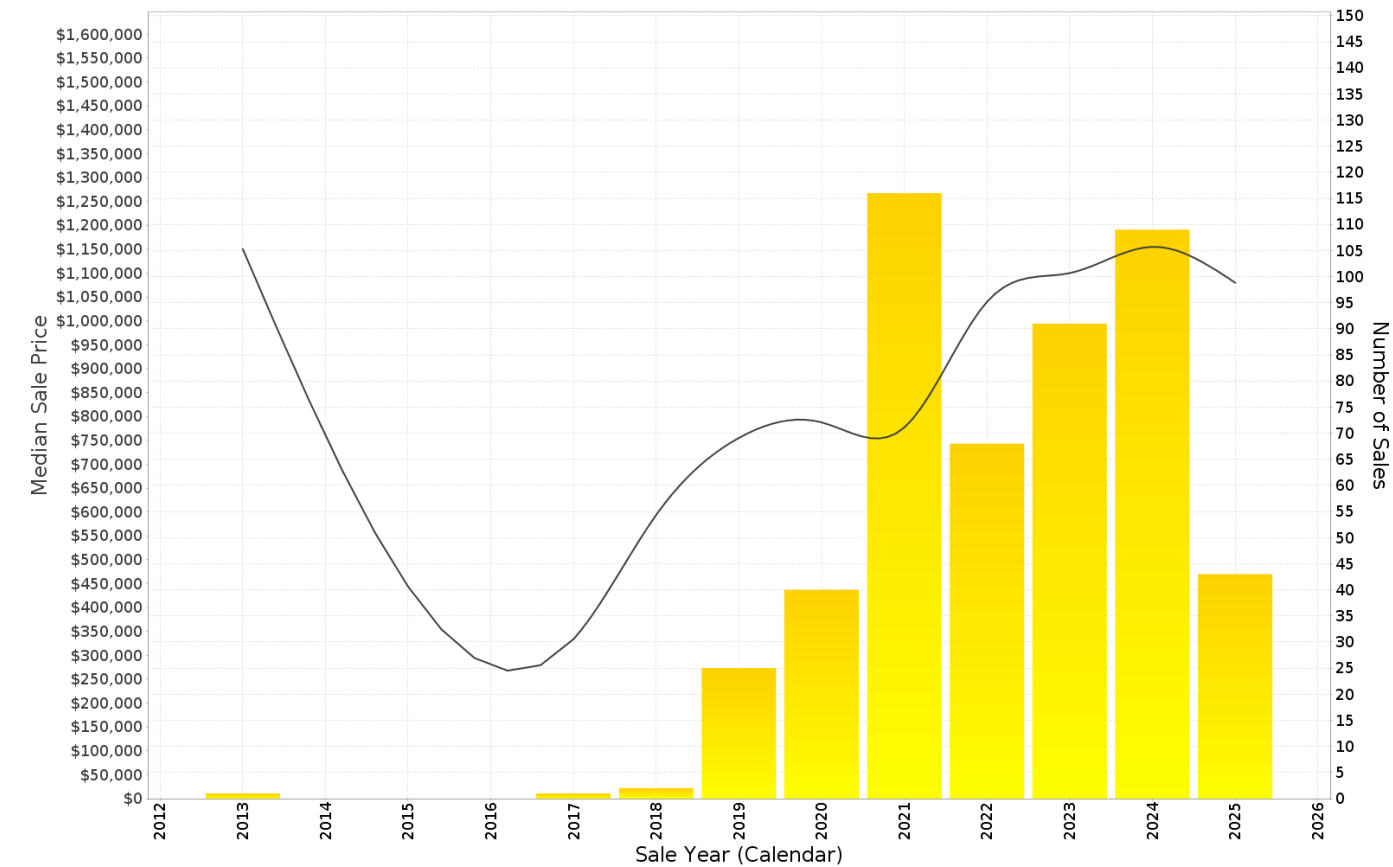
Based on a rolling 12 month period and may differ from calendar year statistics

Suburb Growth

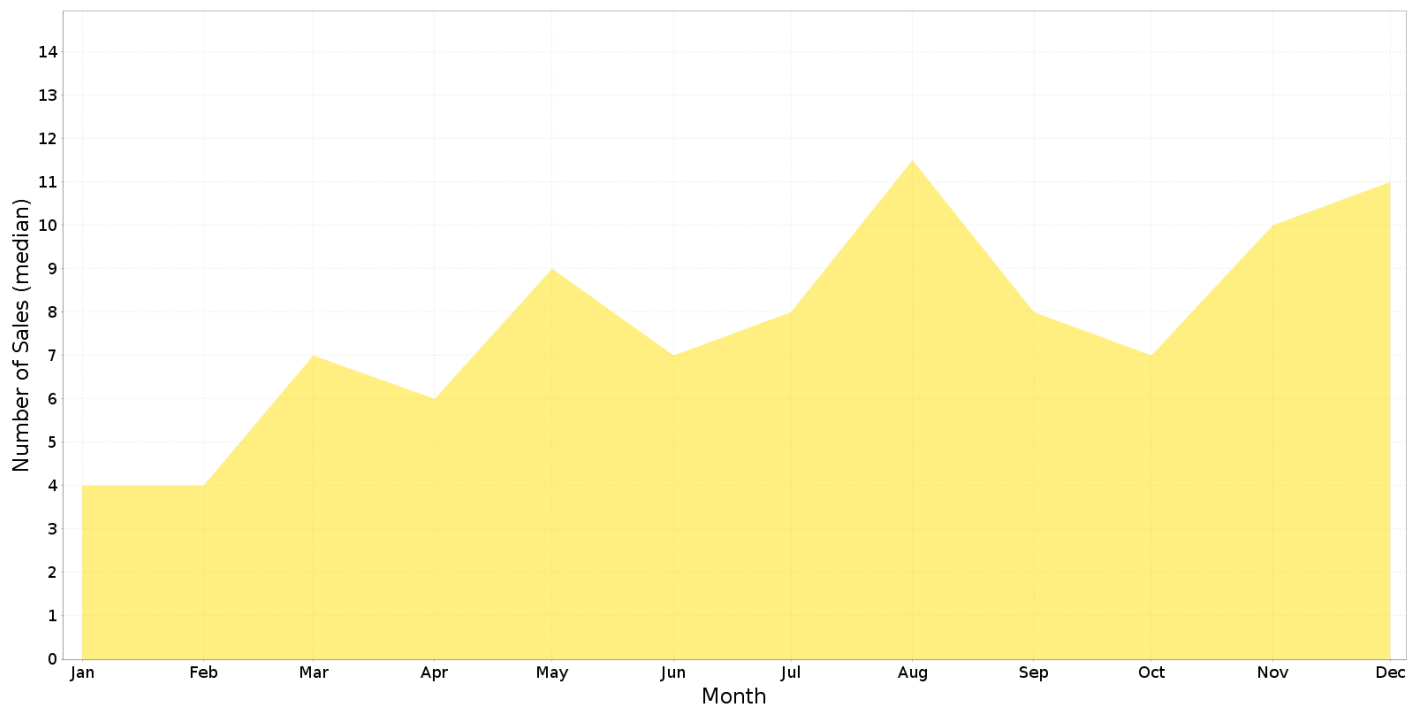
-3.6%

Current Median Price: \$1,113,000  
Previous Median Price: \$1,155,000

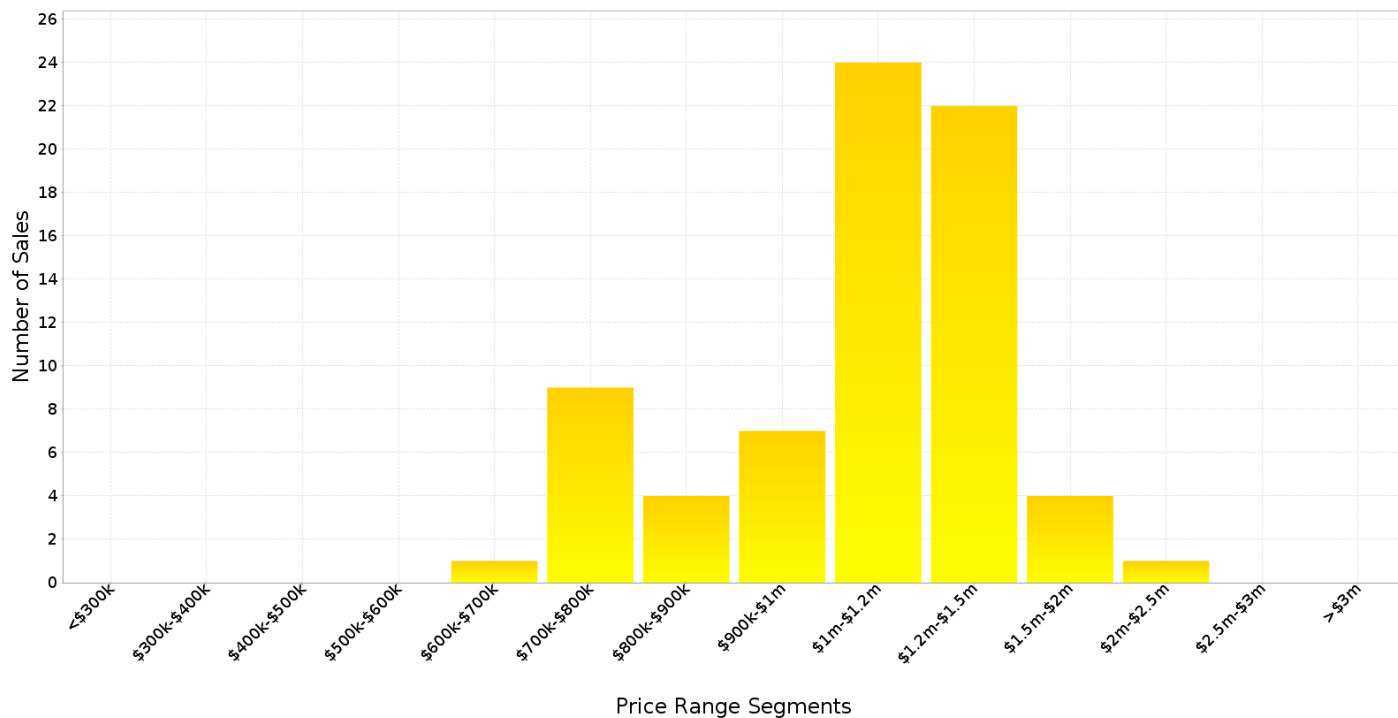
Based on 185 recorded House sales compared over the last two rolling 12 month periods



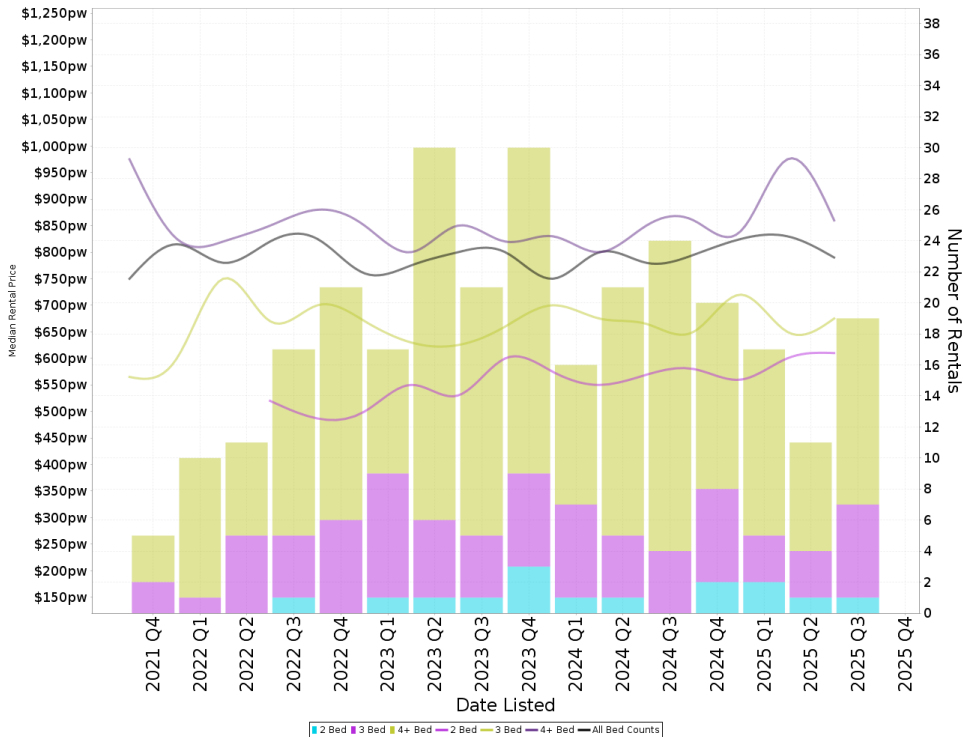
## TAYLOR - Peak Selling Periods (3 years)



## TAYLOR - Price Range Segments (12 months)



## Median Weekly Rents (Houses)



### Suburb Sale Price Growth

**-3.6%**

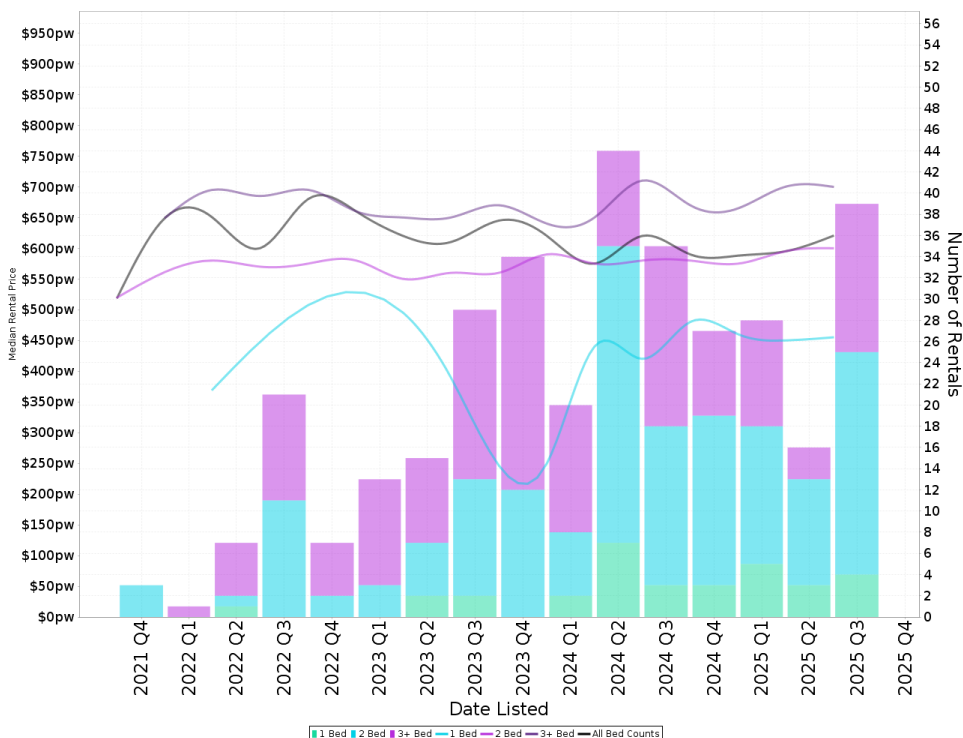
**Current Median Price: \$1,113,000**  
**Previous Median Price: \$1,155,000**  
 Based on 185 registered House sales compared over the last two rolling 12 month periods.

### Suburb Rental Yield

**+3.7%**

**Current Median Price: \$1,113,000**  
**Current Median Rent: \$800**  
 Based on 67 registered House rentals compared over the last 12 months.

## Median Weekly Rents (Units)



### Suburb Sale Price Growth

**+6.1%**

**Current Median Price: \$671,000**  
**Previous Median Price: \$632,450**  
 Based on 155 registered Unit sales compared over the last two rolling 12 month periods.

### Suburb Rental Yield

**+4.6%**

**Current Median Price: \$671,000**  
**Current Median Rent: \$600**  
 Based on 110 registered Unit rentals compared over the last 12 months.

# TAYLOR - Recently Sold Properties

Median Sale Price

**\$1.11m**

Based on 72 recorded House sales within the last 12 months (Oct '24 - Sep '25)

Based on a rolling 12 month period and may differ from calendar year statistics

Suburb Growth

**-3.6%**

Current Median Price: \$1,113,000  
Previous Median Price: \$1,155,000

Based on 185 recorded House sales compared over the last two rolling 12 month periods


# Sold Properties

**72**

Based on recorded House sales within the 12 months (Oct '24 - Sep '25)

Based on a rolling 12 month period and may differ from calendar year statistics

26 VAHLAND ST




**\$1,055,000**



344 m<sup>2</sup> 4 2 2

22 HOLFORD ST



**\$706,000**



211 m<sup>2</sup> 3 2 2

141 ROBIN BOYD CRES




**\$1,350,000**



461 m<sup>2</sup> 5 3 2

46 MCGLASHAN ST

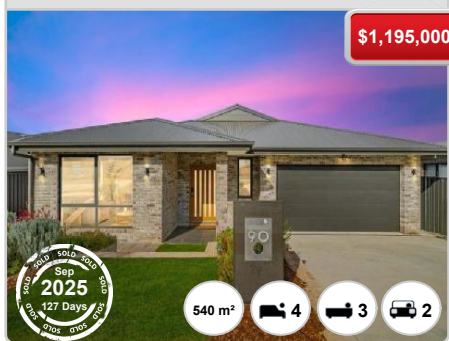


**\$1,330,000**



511 m<sup>2</sup> 6 3 2

90 ROBIN BOYD CRES




**\$1,195,000**



540 m<sup>2</sup> 4 3 2

17 ALISTAIR KNOX TCE



**\$1,260,000**



570 m<sup>2</sup> 4 3 2

9 NETHERCOTE ST




**\$1,360,000**



473 m<sup>2</sup> 4 3 2

19 CORKERY CRES




**\$735,000**



135 m<sup>2</sup> 3 2 1

8 BUTTERWORTH ST



**\$1,145,000**



426 m<sup>2</sup> 4 2 2



**44 EVERIST ST**

**\$822,000**

**SOLD**  
Aug 2025  
342 Days

180 m<sup>2</sup> 4 2 2

**3 MCCARDELL ST**

**\$1,090,000**

**SOLD**  
Aug 2025  
27 Days

471 m<sup>2</sup> 4 2 2

**43 DEVENISH ST**

**\$1,040,000**

**SOLD**  
Aug 2025  
8 Days

250 m<sup>2</sup> 4 3 2

**8 TORZILLO ST**

**\$1,195,000**

**SOLD**  
Aug 2025  
26 Days

441 m<sup>2</sup> 4 3 2

**2 COBDEN ST**

**\$980,000**

**SOLD**  
Aug 2025  
N/A

338 m<sup>2</sup> 4 2 2

**4 GORDON FORD WAY**

**\$1,300,000**

**SOLD**  
Aug 2025  
183 Days

504 m<sup>2</sup> 5 3 2

**55 CORKERY CRES**

**\$638,000**

**SOLD**  
Aug 2025  
126 Days

135 m<sup>2</sup> 2 1 1

**5 DORNEY RISE**

**\$970,000**

**SOLD**  
Aug 2025  
28 Days

344 m<sup>2</sup> 3 2 2

**33 VAHLAND ST**

**\$735,000**

**SOLD**  
Aug 2025  
89 Days

250 m<sup>2</sup> 3 1 1

**4 RADBURN ST**

**\$1,840,000**

**SOLD**  
Aug 2025  
51 Days

635 m<sup>2</sup> 5 4 2

**53 WOODWARD LOOP**

**\$672,000**

**SOLD**  
Aug 2025  
12 Days

247 m<sup>2</sup> 3 1 2

**27 VAHLAND ST**

**\$715,000**

**SOLD**  
Jul 2025

250 m<sup>2</sup> 3 1 2

# TAYLOR - Properties For Rent

## Median Rental Price

# \$800 /w

Based on 67 recorded House rentals within the last 12 months (Oct '24 - Sep '25)

Based on a rolling 12 month period and may differ from calendar year statistics

## Rental Yield

# +3.7%

Current Median Price: \$1,113,000  
Current Median Rent: \$800

Based on 72 recorded House sales and 67 House rentals compared over the last 12 months

## Number of Rentals


# 67

Based on recorded House rentals within the last 12 months (Oct '24 - Sep '25)

Based on a rolling 12 month period and may differ from calendar year statistics

### 33 Vahland Street

\$675 per week



250 m<sup>2</sup>


3 Beds

1 Bath

1 Car

### 6 BEA HUTTON CLOSE

\$1,000 per



540 m<sup>2</sup>

5 Beds

3 Bath

2 Car

### 8 BALDWINSON STREET

\$870 Per Week



471 m<sup>2</sup>


4 Beds

2 Bath

2 Car

### 44 EVERIST STREET

\$790 per week



180 m<sup>2</sup>

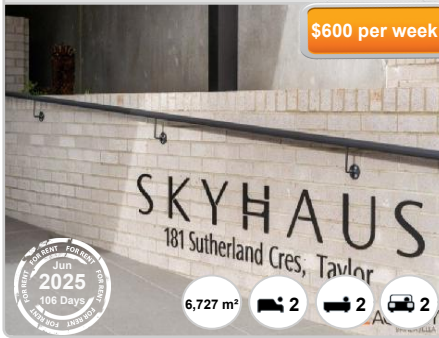
4 Beds

2 Bath

2 Car

### 210/181 SUTHERLAND CRESCENT

\$600 per week



6,727 m<sup>2</sup>

2 Beds

2 Bath

2 Car