

# Suburb flyover report

JACKA (HOUSE)

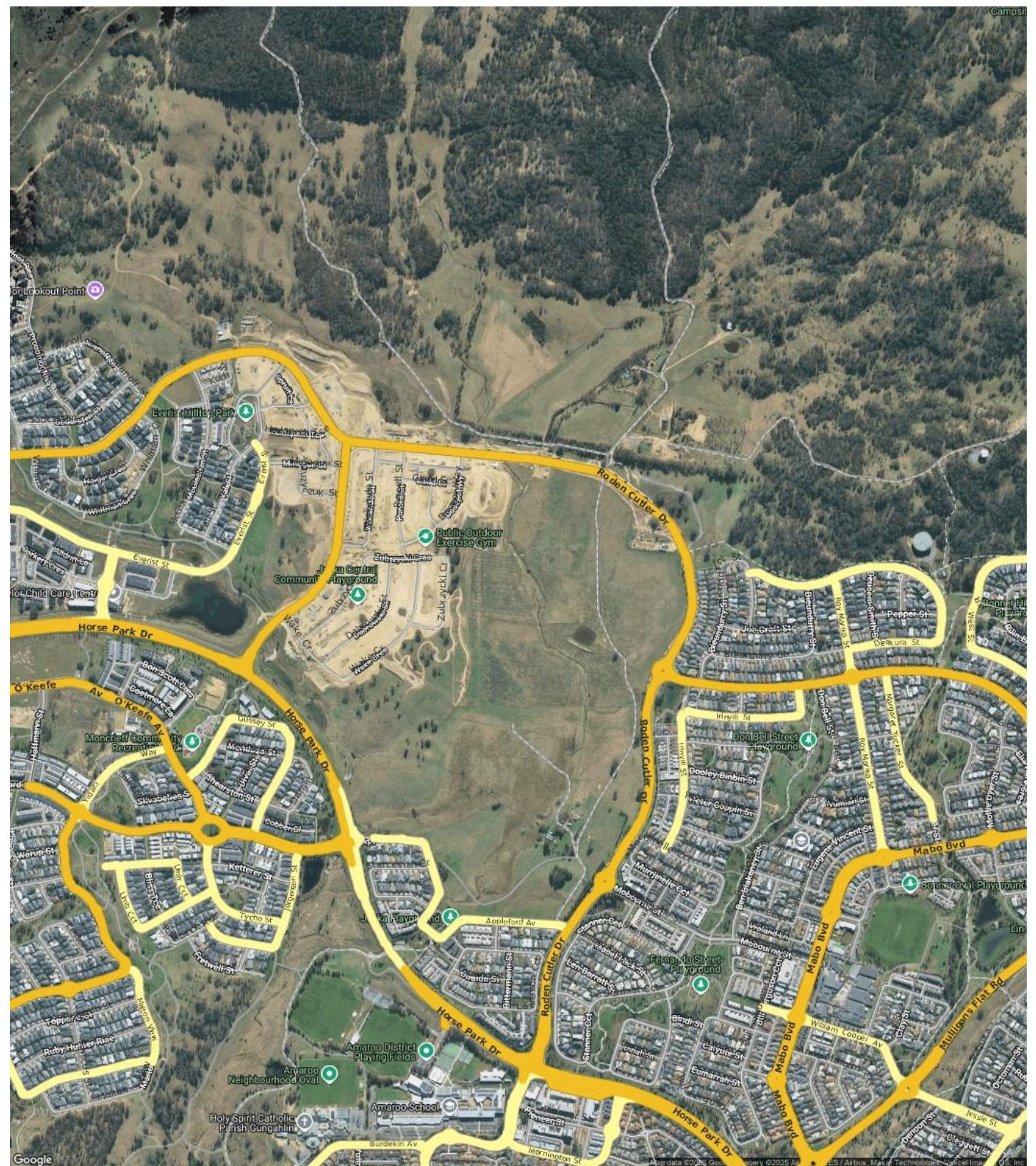
PREPARED BY: CUSTOMER CARE VA , RAY WHITE CANBERRA

**RayWhite.**





## JACKA - Suburb Map





# JACKA - Sales Statistics (Houses)

Year	# Sales	Median	Growth	Low	High
2012	2	\$ 183,000	0.0 %	\$ 183,000	\$ 183,000
2013	5	\$ 325,000	77.6 %	\$ 205,200	\$ 538,000
2014	2	\$ 555,000	70.8 %	\$ 495,000	\$ 615,000
2015	6	\$ 501,500	-9.6 %	\$ 315,000	\$ 749,000
2016	1	\$ 575,000	14.7 %	\$ 575,000	\$ 575,000
2017	2	\$ 495,500	-13.8 %	\$ 460,500	\$ 530,500
2018	4	\$ 682,500	37.7 %	\$ 477,500	\$ 915,000
2019	3	\$ 500,000	-26.7 %	\$ 400,000	\$ 611,000
2020	3	\$ 560,000	12.0 %	\$ 274,000	\$ 825,000
2021	4	\$ 806,032	43.9 %	\$ 722,000	\$ 970,000
2022	0				
2023	2	\$ 882,500	0.0 %	\$ 785,000	\$ 980,000
2024	5	\$ 923,495	4.6 %	\$ 745,000	\$ 1,100,000
2025	5	\$ 855,000	-7.4 %	\$ 780,500	\$ 905,000

Median Sale Price

\$855k

Based on 7 recorded House sales within the last 12 months (Oct '24 - Sep '25)

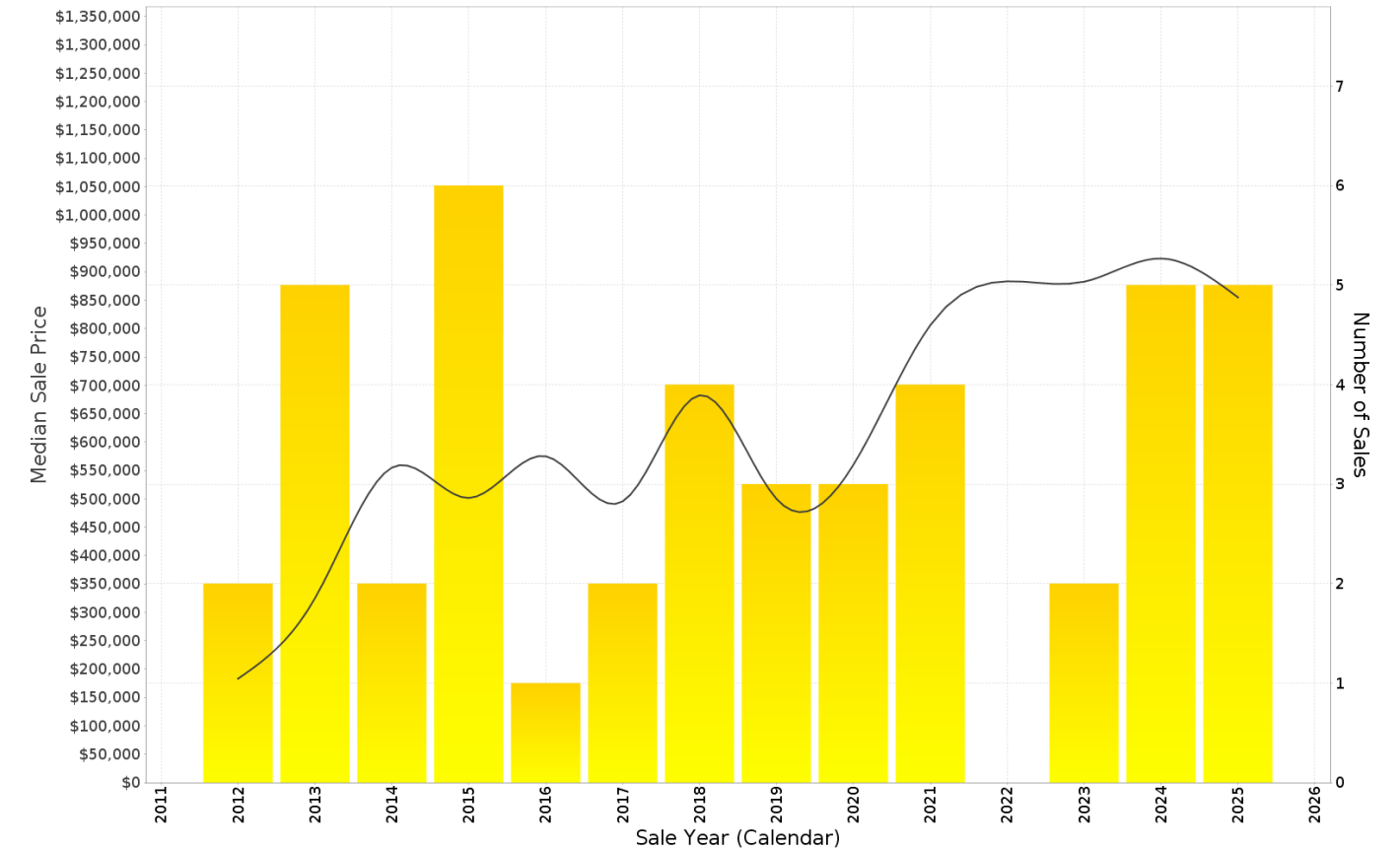
Based on a rolling 12 month period and may differ from calendar year statistics

Suburb Growth

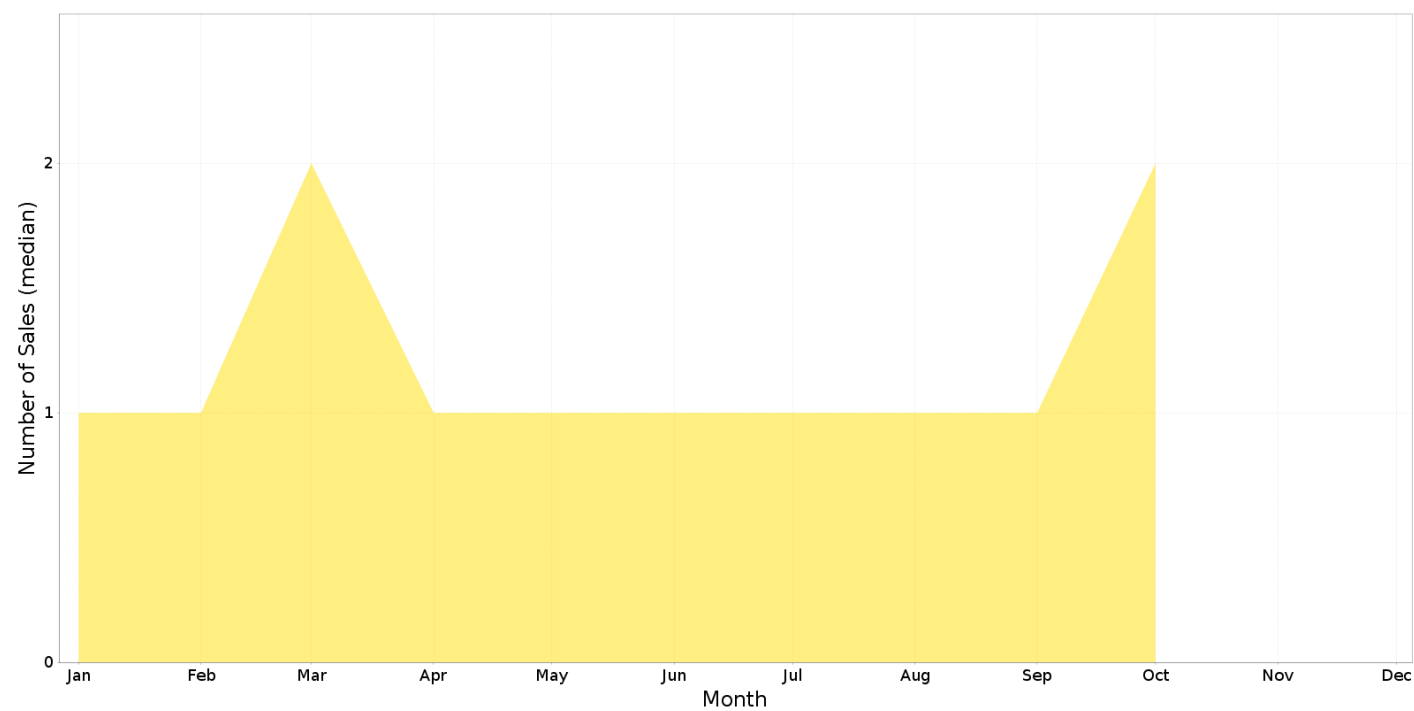
-7.6%

Current Median Price: \$855,000  
Previous Median Price: \$925,000

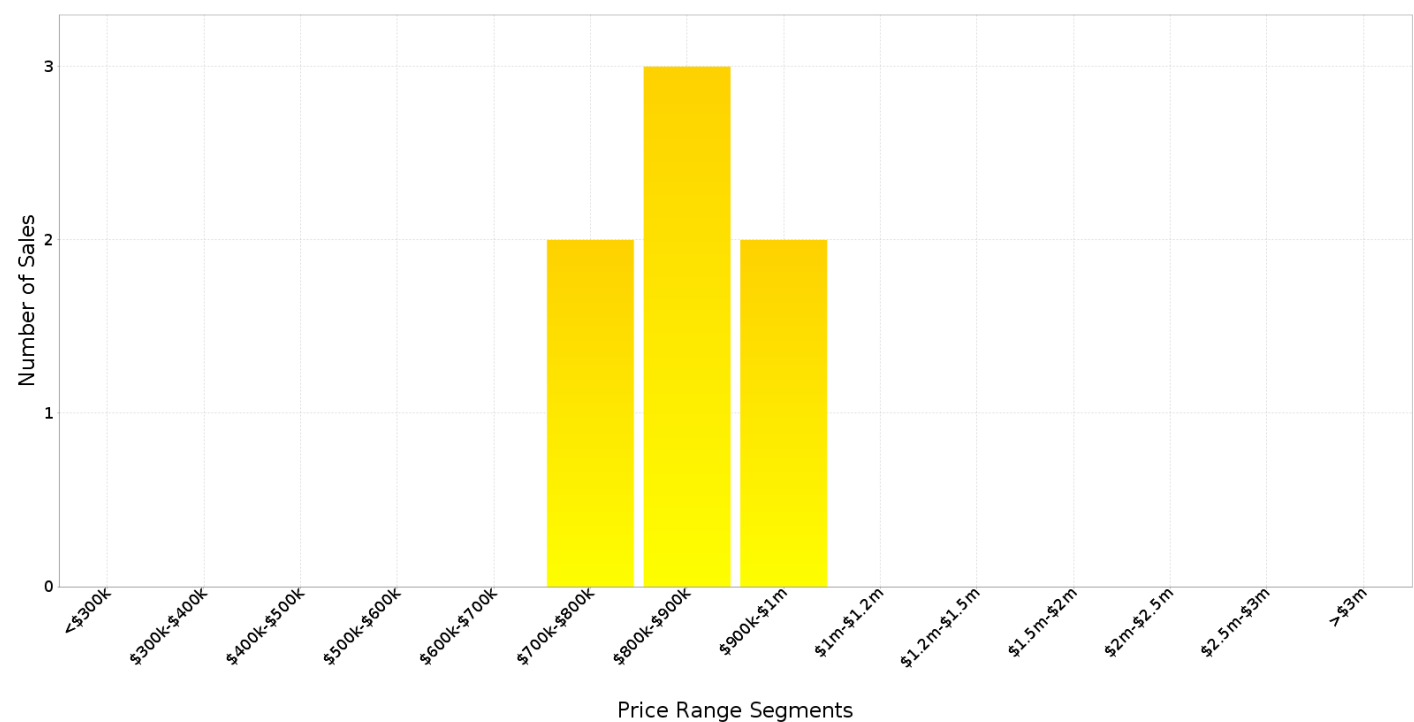
Based on 10 recorded House sales compared over the last two rolling 12 month periods



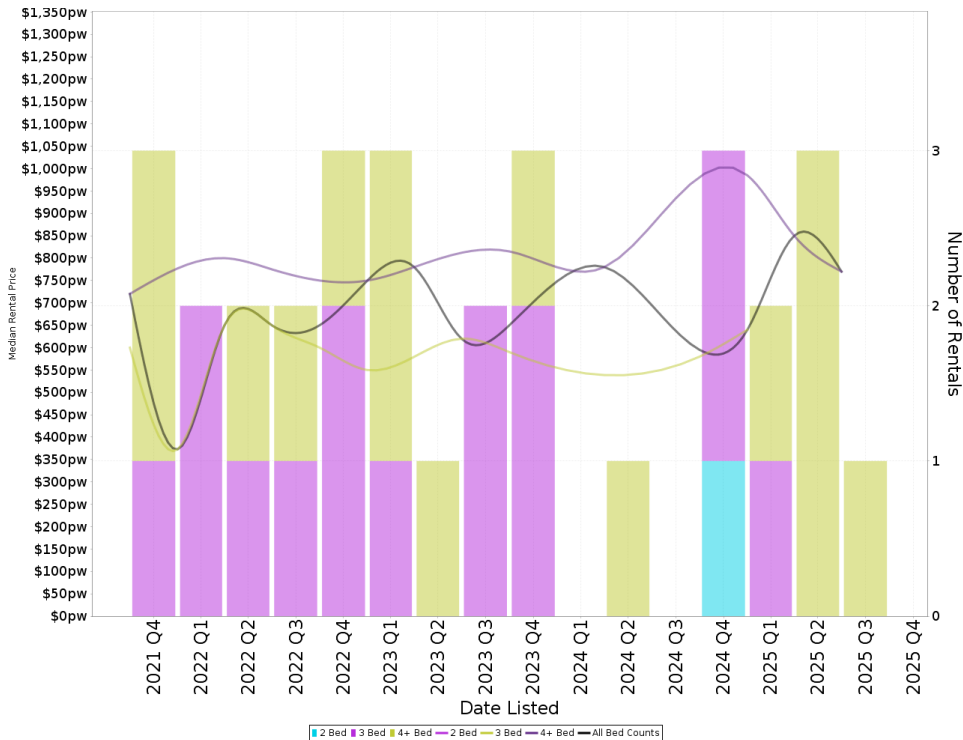
## JACKA - Peak Selling Periods (3 years)



## JACKA - Price Range Segments (12 months)



## Median Weekly Rents (Houses)



### Suburb Sale Price Growth

**-7.6%**

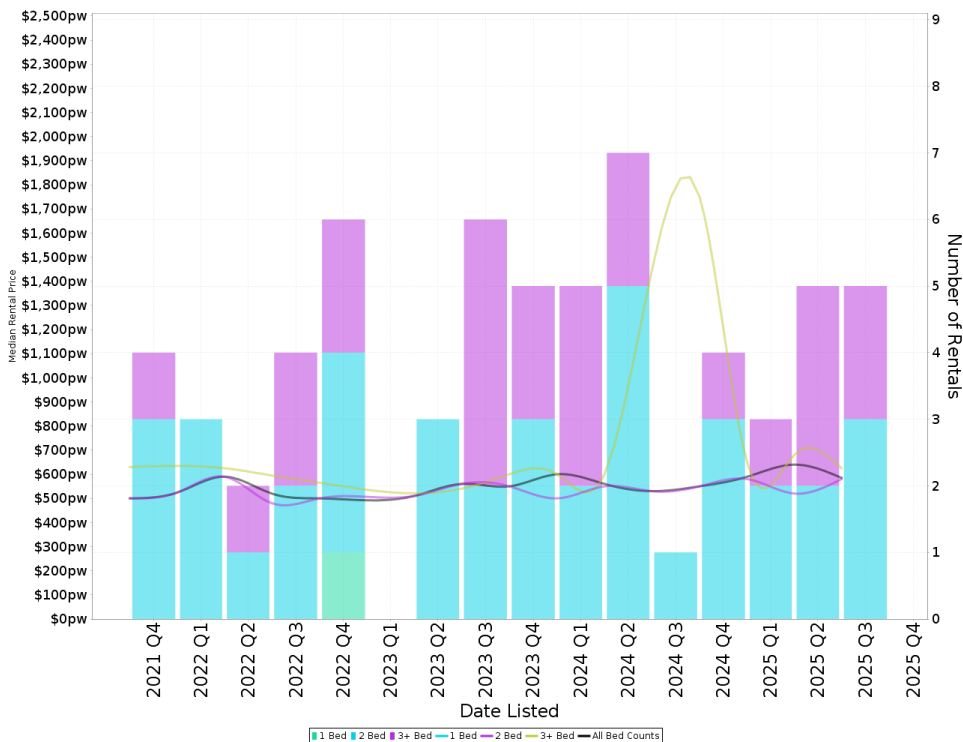
Current Median Price: \$855,000  
Previous Median Price: \$925,000  
Based on 10 registered House sales compared over the last two rolling 12 month periods.

### Suburb Rental Yield

**+4.7%**

Current Median Price: \$855,000  
Current Median Rent: \$770  
Based on 9 registered House rentals compared over the last 12 months.

## Median Weekly Rents (Units)



### Suburb Sale Price Growth

**+0.9%**

Current Median Price: \$605,500  
Previous Median Price: \$600,000  
Based on 21 registered Unit sales compared over the last two rolling 12 month periods.

### Suburb Rental Yield

**+5.0%**

Current Median Price: \$605,500  
Current Median Rent: \$585  
Based on 17 registered Unit rentals compared over the last 12 months.

# JACKA - Recently Sold Properties

Median Sale Price

**\$855k**

Based on 7 recorded House sales within the last 12 months (Oct '24 - Sep '25)

Based on a rolling 12 month period and may differ from calendar year statistics

Suburb Growth

**-7.6%**

Current Median Price: \$855,000  
Previous Median Price: \$925,000

Based on 10 recorded House sales compared over the last two rolling 12 month periods

# Sold Properties

**7**

Based on recorded House sales within the 12 months (Oct '24 - Sep '25)

Based on a rolling 12 month period and may differ from calendar year statistics



# JACKA - Properties For Rent

## Median Rental Price

**\$770 /w**

Based on 9 recorded House rentals within the last 12 months (Oct '24 - Sep '25)

Based on a rolling 12 month period and may differ from calendar year statistics

## Rental Yield

**+4.7%**

Current Median Price: \$855,000  
Current Median Rent: \$770

Based on 7 recorded House sales and 9 House rentals compared over the last 12 months

## Number of Rentals

**9**

Based on recorded House rentals within the last 12 months (Oct '24 - Sep '25)

Based on a rolling 12 month period and may differ from calendar year statistics

