

# Suburb flyover report

FRANKLIN (HOUSE)

PREPARED BY: CUSTOMER CARE VA , RAY WHITE CANBERRA

**RayWhite.**





# FRANKLIN - Suburb Map



Prepared on 01/10/2025 by Customer Care VA , +61 (02) 6173 6300 at Ray White Canberra. © Property Data Solutions Pty Ltd 2025 (pricefinder.com.au)

The materials are provided as an information source only. © The Property Insights are Territory Data, which is the property of the Australian Capital Territory. No part of it may in any form or by any means (electronic, mechanical, microcopying, photocopying, recording or otherwise) be reproduced, stored in a retrieval system or transmitted without prior permission. Enquiries should be directed to: Manager, Customer Services, Environment and Planning Directorate, GPO Box 158, Canberra ACT 2601.



FRANKLIN - Sales Statistics (Houses)

Year	# Sales	Median	Growth	Low	High
2007	22	\$ 408,475	0.0 %	\$ 188,000	\$ 558,000
2008	62	\$ 495,000	21.2 %	\$ 146,000	\$ 830,000
2009	189	\$ 510,000	3.0 %	\$ 39,900	\$ 850,000
2010	84	\$ 585,000	14.7 %	\$ 310,000	\$ 797,500
2011	66	\$ 555,000	-5.1 %	\$ 390,000	\$ 866,000
2012	60	\$ 576,000	3.8 %	\$ 52,500	\$ 967,000
2013	64	\$ 556,250	-3.4 %	\$ 226,000	\$ 866,000
2014	89	\$ 575,000	3.4 %	\$ 386,000	\$ 1,065,000
2015	58	\$ 638,500	11.0 %	\$ 248,000	\$ 1,066,000
2016	45	\$ 690,000	8.1 %	\$ 378,000	\$ 1,134,000
2017	50	\$ 748,500	8.5 %	\$ 410,000	\$ 1,550,000
2018	61	\$ 705,100	-5.8 %	\$ 450,000	\$ 1,400,000
2019	59	\$ 765,000	8.5 %	\$ 78,000	\$ 5,650,000
2020	54	\$ 820,000	7.2 %	\$ 186,500	\$ 1,190,000
2021	64	\$ 941,000	14.8 %	\$ 493,000	\$ 1,955,000
2022	52	\$ 1,072,600	14.0 %	\$ 75,000	\$ 1,800,000
2023	41	\$ 1,050,000	-2.1 %	\$ 635,000	\$ 1,455,000
2024	64	\$ 982,500	-6.4 %	\$ 720,000	\$ 1,850,000
2025	31	\$ 1,101,000	12.1 %	\$ 655,900	\$ 1,525,000

Median Sale Price

\$1.04m

Based on 53 recorded House sales within the last 12 months (Oct '24 - Sep '25)

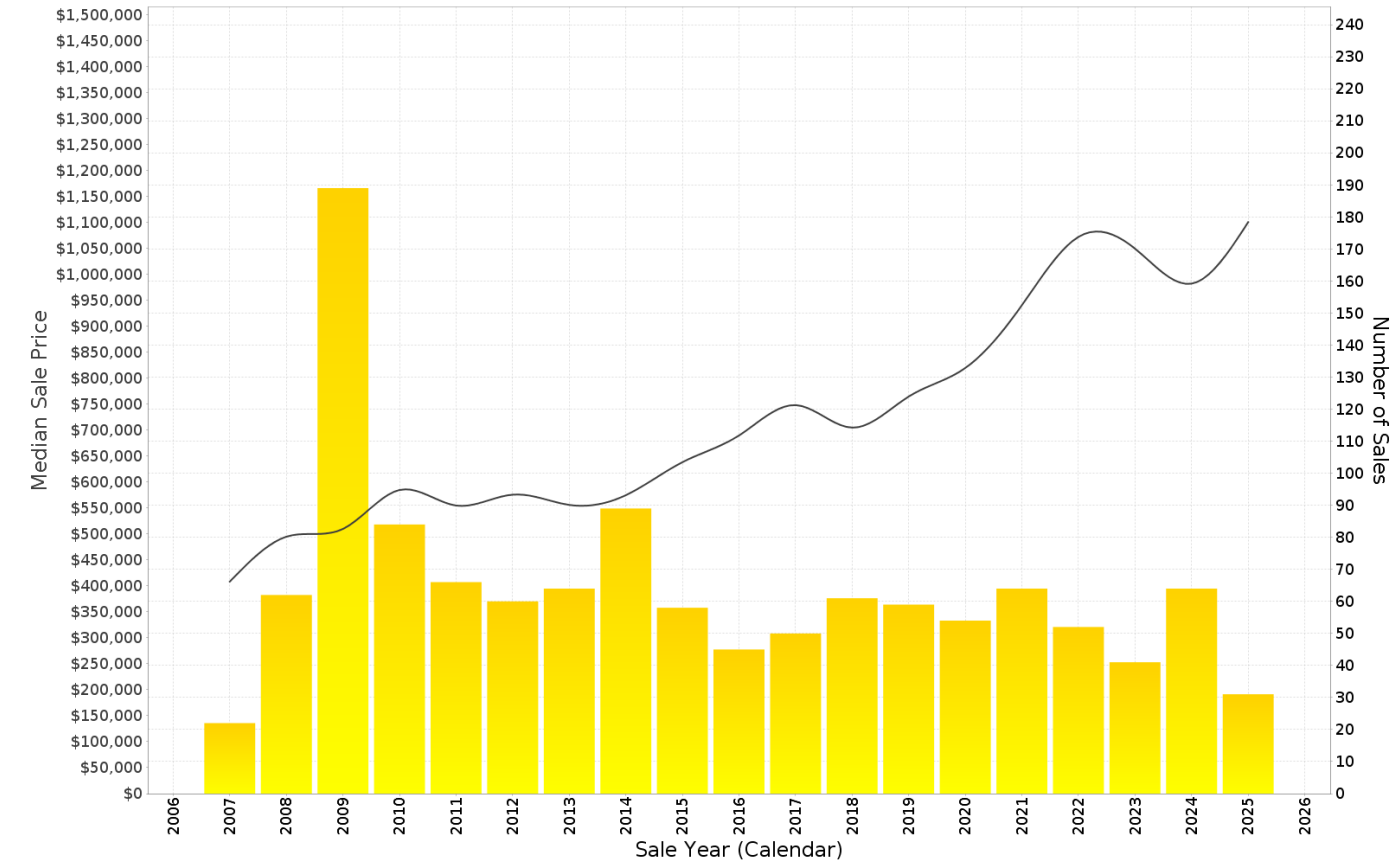
Based on a rolling 12 month period and may differ from calendar year statistics

Suburb Growth

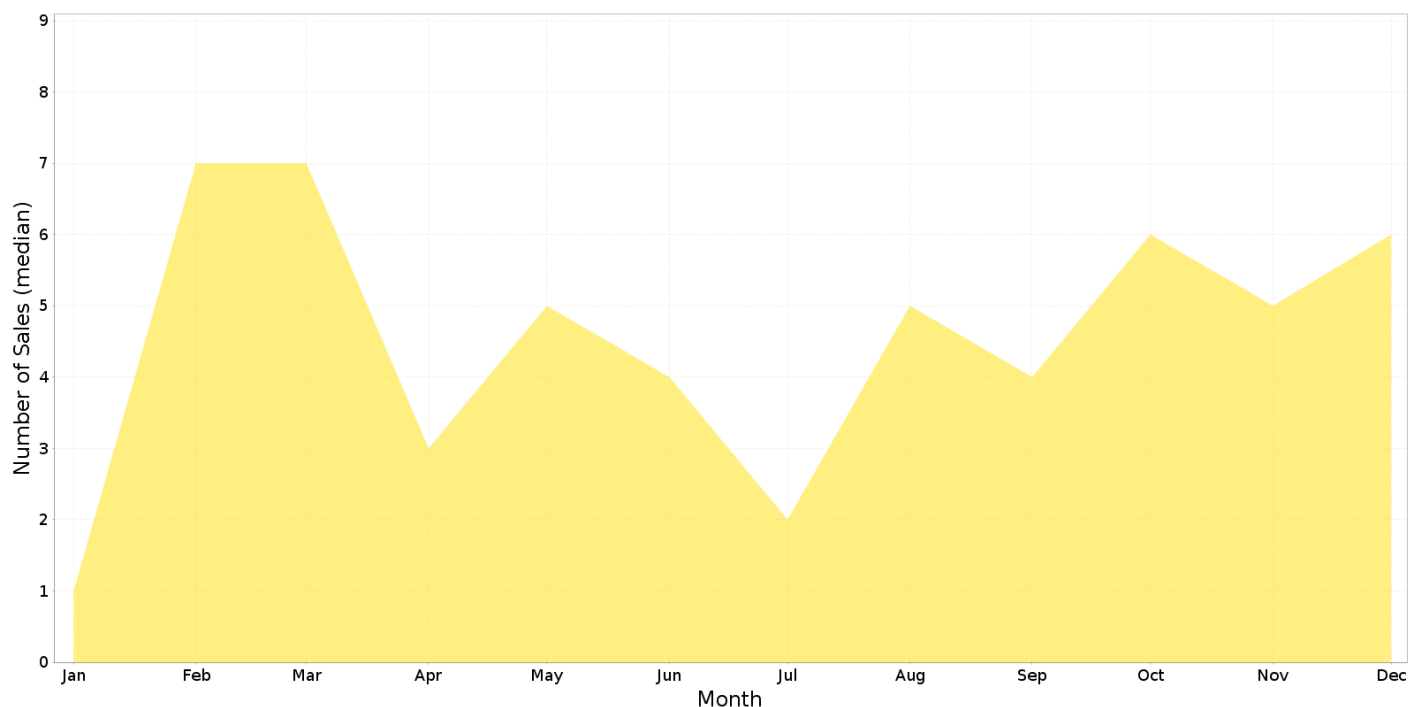
+5.0%

Current Median Price: \$1,039,500  
Previous Median Price: \$990,250

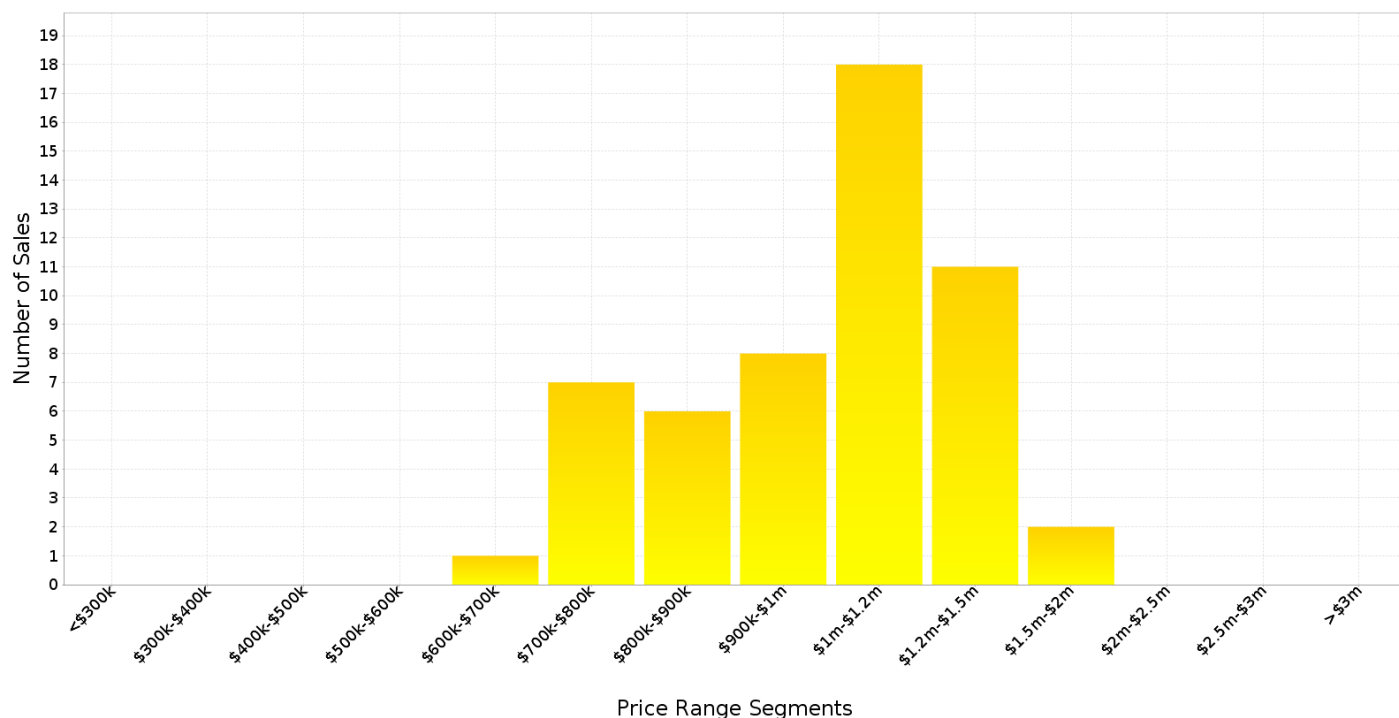
Based on 107 recorded House sales compared over the last two rolling 12 month periods



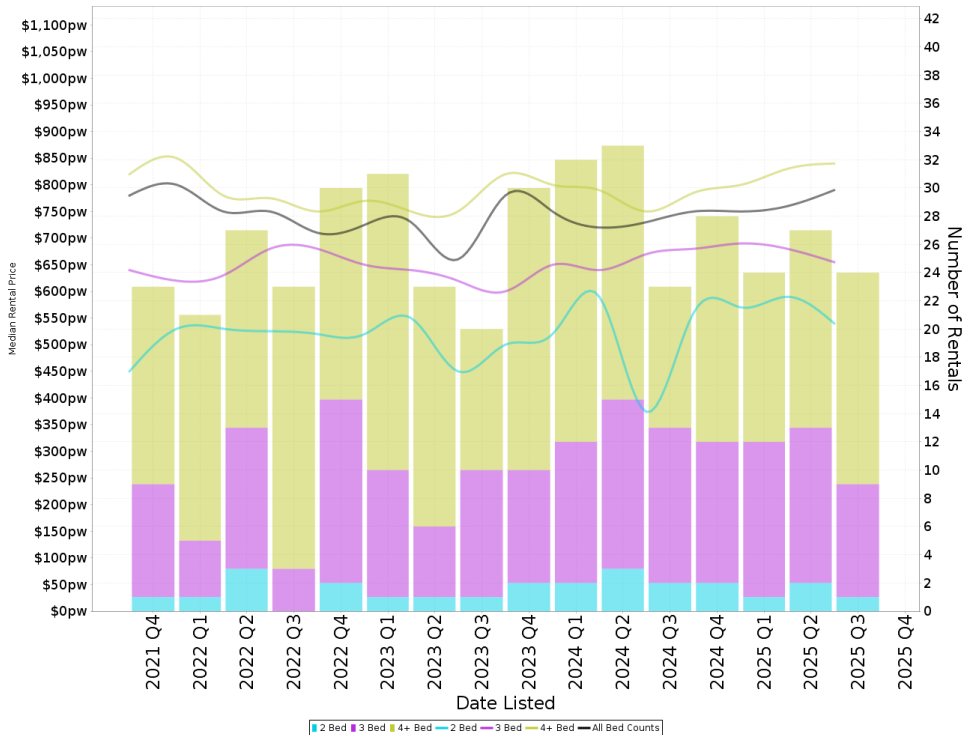
## FRANKLIN - Peak Selling Periods (3 years)



## FRANKLIN - Price Range Segments (12 months)



## Median Weekly Rents (Houses)



### Suburb Sale Price Growth

**+5.0%**

**Current Median Price: \$1,039,500**  
**Previous Median Price: \$990,250**

Based on 107 registered House sales compared over the last two rolling 12 month periods.

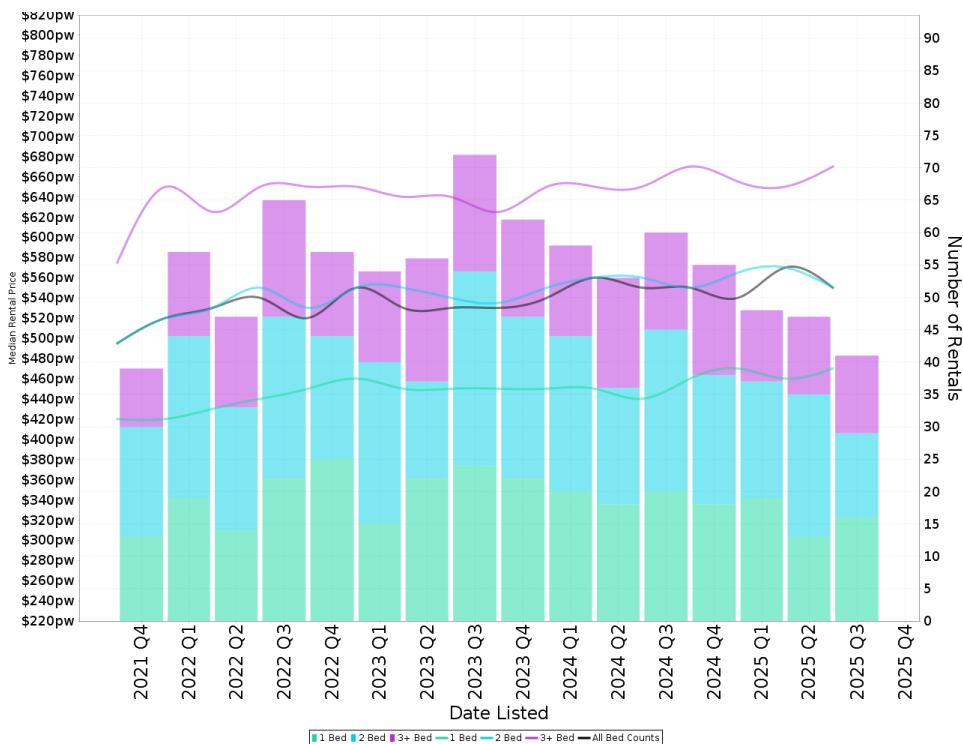
### Suburb Rental Yield

**+3.8%**

**Current Median Price: \$1,039,500**  
**Current Median Rent: \$760**

Based on 103 registered House rentals compared over the last 12 months.

## Median Weekly Rents (Units)



### Suburb Sale Price Growth

**-5.4%**

**Current Median Price: \$485,000**  
**Previous Median Price: \$512,500**

Based on 166 registered Unit sales compared over the last two rolling 12 month periods.

### Suburb Rental Yield

**+5.9%**

**Current Median Price: \$485,000**  
**Current Median Rent: \$550**

Based on 191 registered Unit rentals compared over the last 12 months.

# FRANKLIN - Recently Sold Properties

## Median Sale Price

# \$1.04m

Based on 53 recorded House sales within the last 12 months (Oct '24 - Sep '25)

Based on a rolling 12 month period and may differ from calendar year statistics

## Suburb Growth

# +5.0%

Current Median Price: \$1,039,500  
Previous Median Price: \$990,250

Based on 107 recorded House sales compared over the last two rolling 12 month periods


## # Sold Properties

# 53

Based on recorded House sales within the 12 months (Oct '24 - Sep '25)

Based on a rolling 12 month period and may differ from calendar year statistics

**3 FLORA BASSETT ST**



**\$1,098,000**

Sold Sep 2025  
24 Days

330 m<sup>2</sup> 4 beds 2 baths 2 cars

**55 JUDITH WRIGHT ST**




**\$1,220,000**

Sold Sep 2025  
23 Days

534 m<sup>2</sup> 4 beds 2 baths 2 cars

**32 MORRIS WEST ST**




**\$1,266,000**

Sold Aug 2025  
23 Days

605 m<sup>2</sup> 4 beds 2 baths 2 cars

**20 NANCY CATO ST**




**\$1,101,000**

Sold Jul 2025  
47 Days

450 m<sup>2</sup> 4 beds 2 baths 2 cars

**16 NANCY CATO ST**




**\$1,005,000**

Sold Jul 2025  
22 Days

450 m<sup>2</sup> 4 beds 2 baths 2 cars

**72 OODGEROO AVE**




**\$722,000**

Sold Jul 2025  
36 Days

200 m<sup>2</sup> 3 beds 1 bath 1 car

**143 HOSKINS ST**




**\$1,270,000**

Sold Jul 2025  
98 Days

573 m<sup>2</sup> 4 beds 2 baths 2 cars

**22 MANNING CLARK CRES**



**\$1,131,000**

Sold Jun 2025  
137 Days

396 m<sup>2</sup> 5 beds 3 baths 2 cars

**38 CHARLOTTE BARTON ST**




**\$1,350,000**

Sold Jun 2025  
31 Days

594 m<sup>2</sup> 4 beds 2 baths 2 cars




27 MANNING CLARK CRES




9 EVE LANGLEY ST



79 OODGEROO AVE




17 MANNING CLARK CRES




14 STONEHOUSE ST




14 GWEN MEREDITH LOOP



31 LITTLEJOHN LANE



6 BALLANTYNE CRES



2 NEWELL ST



7 KYLIE TENNANT ST



33 OODGEROO AVE



30 DOROTHY GREEN CRES





# FRANKLIN - Properties For Rent

## Median Rental Price

# \$760 /w

Based on 103 recorded House rentals within the last 12 months (Oct '24 - Sep '25)

Based on a rolling 12 month period and may differ from calendar year statistics

## Rental Yield

# +3.8%

Current Median Price: \$1,039,500  
Current Median Rent: \$760

Based on 53 recorded House sales and 103 House rentals compared over the last 12 months

## Number of Rentals


# 103

Based on recorded House rentals within the last 12 months (Oct '24 - Sep '25)

Based on a rolling 12 month period and may differ from calendar year statistics

### 87 Oodgeroo Avenue

\$840 per week



450 m<sup>2</sup>

4

3

2

### 155 OODGEROO AVENUE

\$1,500 per



1,105 m<sup>2</sup>

5

3

2

### 2 BUZO GARDENS

\$880 per week



661 m<sup>2</sup>

4

2

2

### 105/311 FLEMINGTON ROAD

\$600 per week



1.2 ha

3

2

2

### 1 MacLurcan Street

\$790



424 m<sup>2</sup>

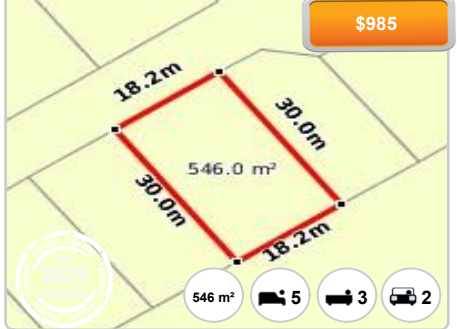
4

1

2

### 109 Oodgeroo Avenue

\$985



546 m<sup>2</sup>


5

3

2

### 76 Marie Pitt Street

\$980



417 m<sup>2</sup>

5

1

2