

Suburb flyover report

FRANKLIN (HOUSE)

PREPARED BY: CUSTOMER CARE VA , RAY WHITE CANBERRA

RayWhite.



FRANKLIN - Suburb Map



Prepared on 03/09/2025 by Customer Care VA , +61 (02) 6173 6300 at Ray White Canberra. © Property Data Solutions Pty Ltd 2025 (pricefinder.com.au)

The materials are provided as an information source only. © The Property Insights are Territory Data, which is the property of the Australian Capital Territory. No part of it may in any form or by any means (electronic, mechanical, microcopying, photocopying, recording or otherwise) be reproduced, stored in a retrieval system or transmitted without prior permission. Enquiries should be directed to: Manager, Customer Services, Environment and Planning Directorate, GPO Box 158, Canberra ACT 2601.

FRANKLIN - Sales Statistics (Houses)

Year	# Sales	Median	Growth	Low	High
2007	22	\$ 408,475	0.0 %	\$ 188,000	\$ 558,000
2008	62	\$ 495,000	21.2 %	\$ 146,000	\$ 830,000
2009	189	\$ 510,000	3.0 %	\$ 39,900	\$ 850,000
2010	84	\$ 585,000	14.7 %	\$ 310,000	\$ 797,500
2011	66	\$ 555,000	-5.1 %	\$ 390,000	\$ 866,000
2012	60	\$ 576,000	3.8 %	\$ 52,500	\$ 967,000
2013	64	\$ 556,250	-3.4 %	\$ 226,000	\$ 866,000
2014	89	\$ 575,000	3.4 %	\$ 386,000	\$ 1,065,000
2015	58	\$ 638,500	11.0 %	\$ 248,000	\$ 1,066,000
2016	45	\$ 690,000	8.1 %	\$ 378,000	\$ 1,134,000
2017	50	\$ 748,500	8.5 %	\$ 410,000	\$ 1,550,000
2018	61	\$ 705,100	-5.8 %	\$ 450,000	\$ 1,400,000
2019	59	\$ 765,000	8.5 %	\$ 78,000	\$ 5,650,000
2020	54	\$ 820,000	7.2 %	\$ 186,500	\$ 1,190,000
2021	64	\$ 941,000	14.8 %	\$ 493,000	\$ 1,955,000
2022	52	\$ 1,072,600	14.0 %	\$ 75,000	\$ 1,800,000
2023	41	\$ 1,050,000	-2.1 %	\$ 635,000	\$ 1,455,000
2024	64	\$ 982,500	-6.4 %	\$ 720,000	\$ 1,850,000
2025	29	\$ 1,101,000	12.1 %	\$ 655,900	\$ 1,525,000

Median Sale Price

\$1.03m

Based on 66 recorded House sales within the last 12 months (Financial Year 2025)

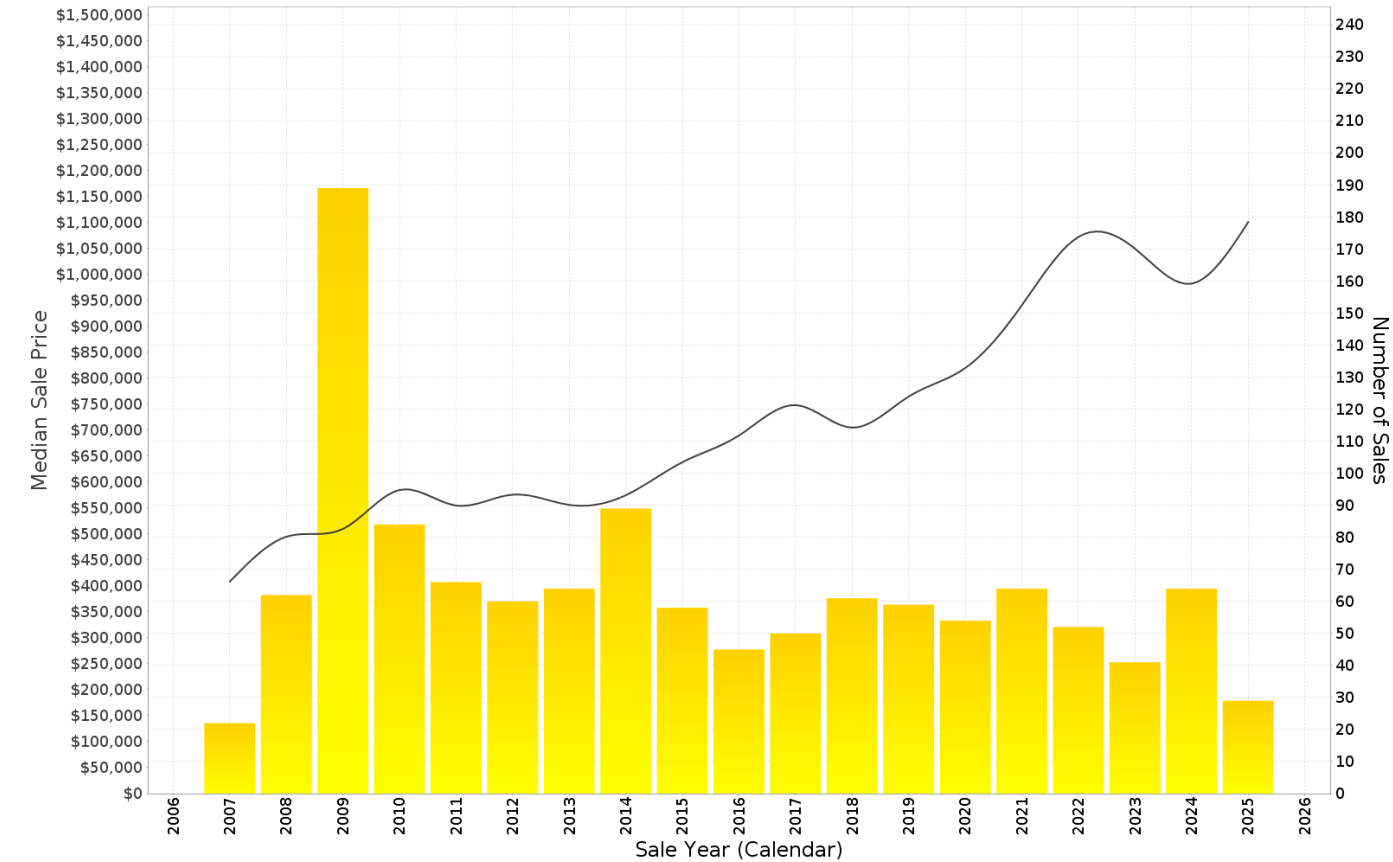
Based on a rolling 12 month period and may differ from calendar year statistics

Suburb Growth

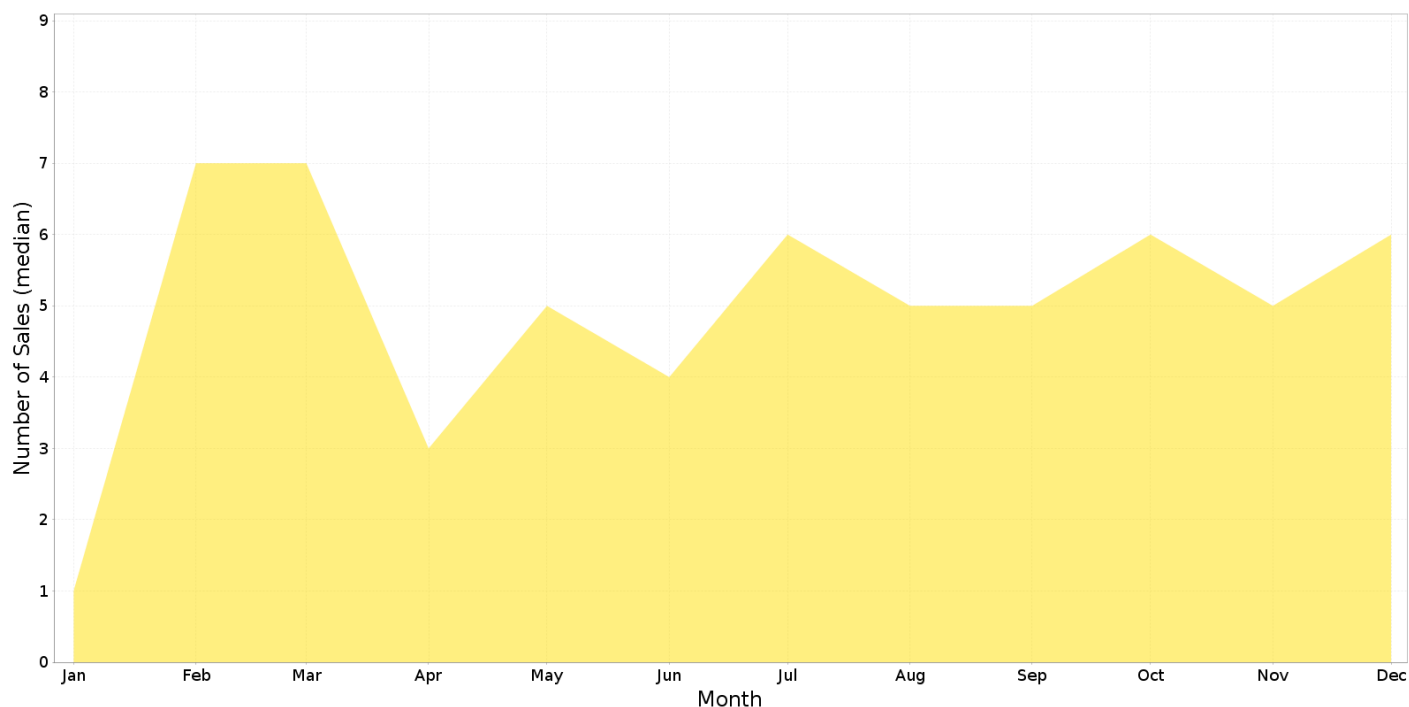
+3.5%

Current Median Price: \$1,034,750
Previous Median Price: \$1,000,000

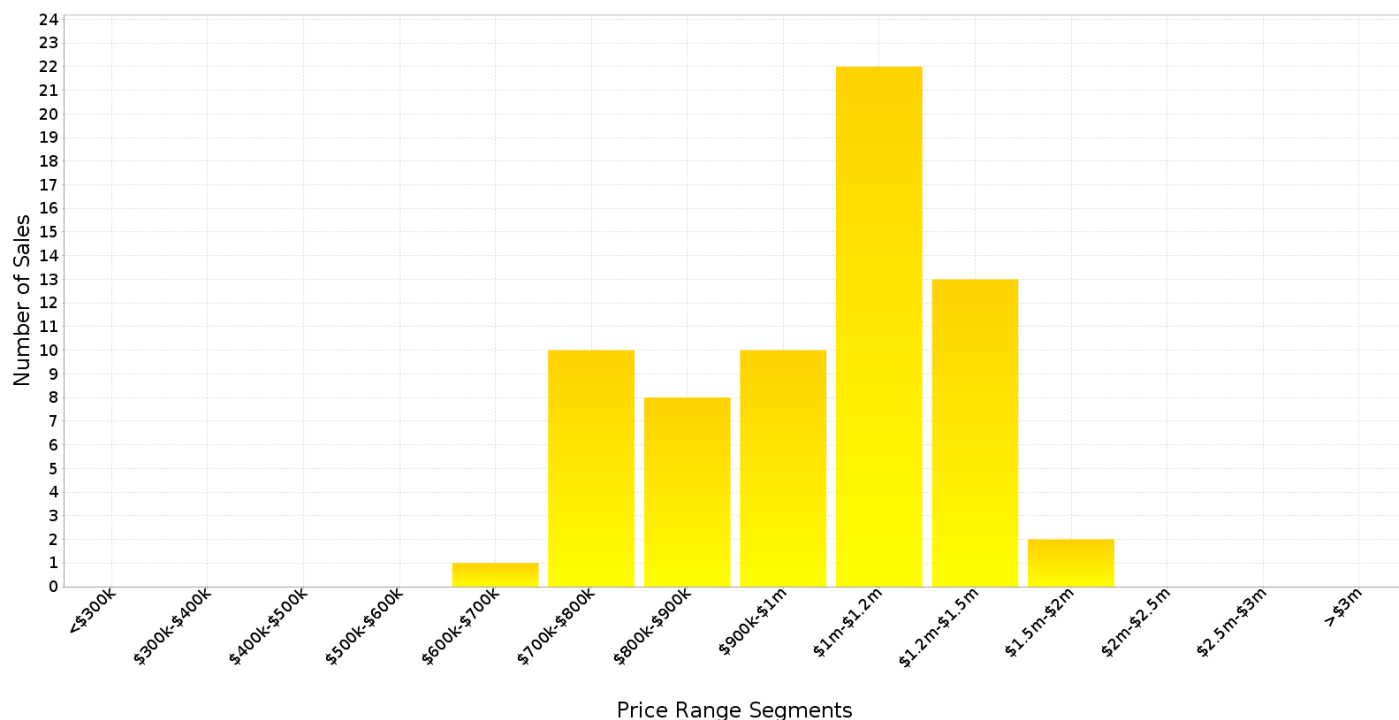
Based on 113 recorded House sales compared over the last two rolling 12 month periods



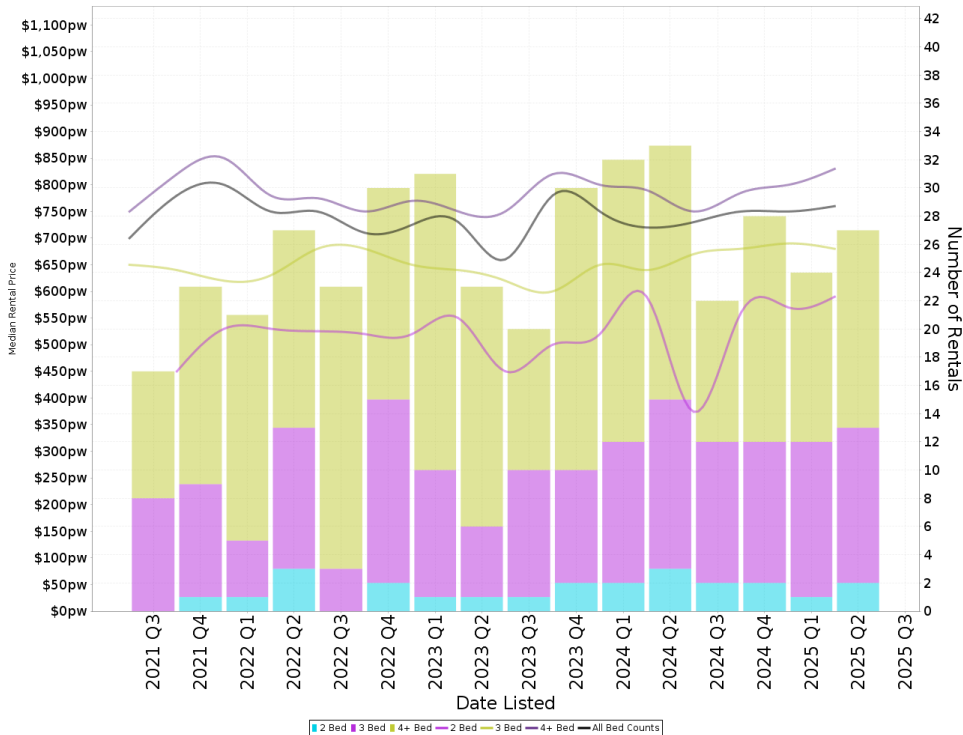
FRANKLIN - Peak Selling Periods (3 years)



FRANKLIN - Price Range Segments (12 months)



Median Weekly Rents (Houses)



Suburb Sale Price Growth

+3.5%

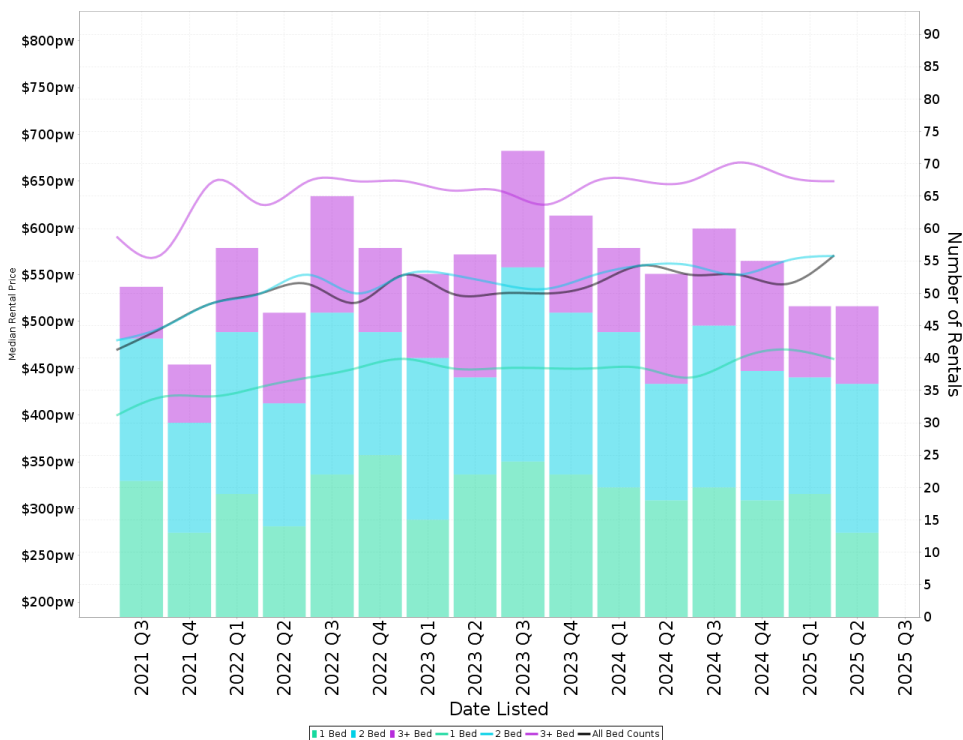
Current Median Price: \$1,034,750
Previous Median Price: \$1,000,000
 Based on 113 registered House sales compared over the last two rolling 12 month periods.

Suburb Rental Yield

+3.8%

Current Median Price: \$1,034,750
Current Median Rent: \$750
 Based on 101 registered House rentals compared over the last 12 months.

Median Weekly Rents (Units)



Suburb Sale Price Growth

-1.0%

Current Median Price: \$490,000
Previous Median Price: \$494,750
 Based on 183 registered Unit sales compared over the last two rolling 12 month periods.

Suburb Rental Yield

+5.8%

Current Median Price: \$490,000
Current Median Rent: \$550
 Based on 211 registered Unit rentals compared over the last 12 months.

FRANKLIN - Recently Sold Properties

Median Sale Price

\$1.03m

Based on 66 recorded House sales within the last 12 months (Financial Year 2025)

Based on a rolling 12 month period and may differ from calendar year statistics

Suburb Growth

+3.5%

Current Median Price: \$1,034,750
Previous Median Price: \$1,000,000

Based on 113 recorded House sales compared over the last two rolling 12 month periods

Sold Properties

66


Based on recorded House sales within the 12 months (Financial Year 2025)

Based on a rolling 12 month period and may differ from calendar year statistics

32 MORRIS WEST ST




20 NANCY CATO ST




16 NANCY CATO ST




72 OODGEROO AVE



143 HOSKINS ST



22 MANNING CLARK CRES



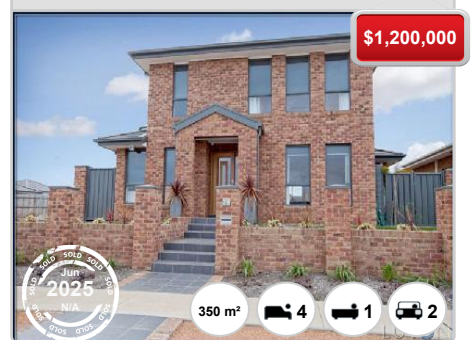
27 MANNING CLARK CRES



9 EVE LANGLEY ST



79 OODGEROO AVE




17 MANNING CLARK CRES




14 STONEHOUSE ST




14 GWEN MEREDITH LOOP



31 LITTLEJOHN LANE



6 BALLANTYNE CRES




2 NEWELL ST



7 KYLIE TENNANT ST




33 OODGEROO AVE




30 DOROTHY GREEN CRES




10 WHITINGTON ST



16 ELLINOR WALKER ST



76 OODGEROO AVE



FRANKLIN - Properties For Rent

Median Rental Price

\$750 /w

Based on 101 recorded House rentals within the last 12 months (Financial Year 2025)

Based on a rolling 12 month period and may differ from calendar year statistics

Rental Yield

+3.8%

Current Median Price: \$1,034,750
Current Median Rent: \$750

Based on 66 recorded House sales and 101 House rentals compared over the last 12 months

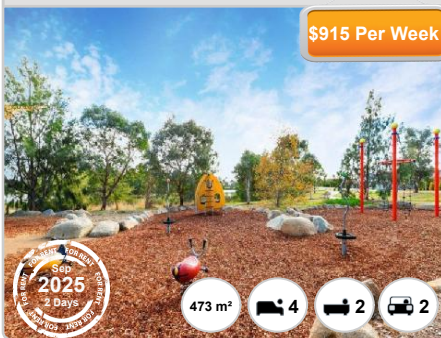
Number of Rentals

101

Based on recorded House rentals within the last 12 months (Financial Year 2025)

Based on a rolling 12 month period and may differ from calendar year statistics

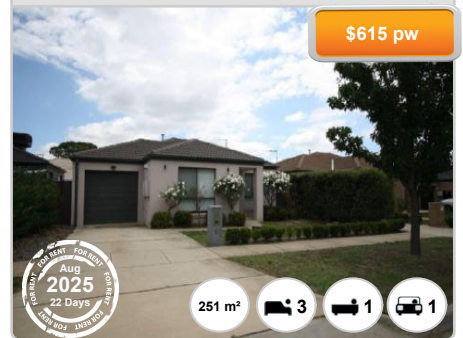
23 CHARLOTTE BARTON STREET



21 Jocelyn Brown St



6 Elizabeth Jolley Crescent



105/311 FLEMINGTON ROAD



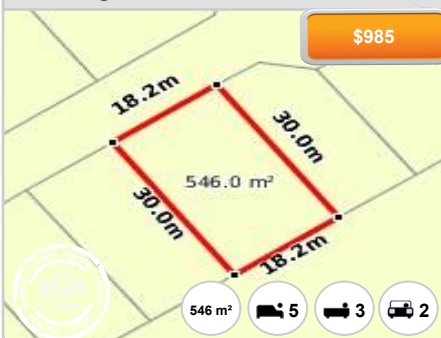
19 Mavis Latham Street




1 MacLurcan Street




109 Oodgeroo Avenue



76 Marie Pitt Street



11 Ruth Bedford Street



116 OODGEROO AVENUE

\$650 Per Week



Nov 2024
116 Oodgeroo Ave, Canberra

200 m²

3

1

1