

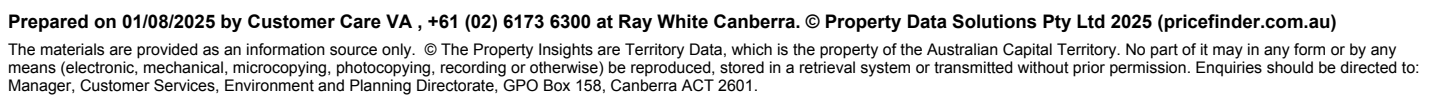
Suburb flyover report

BANKS (HOUSE)

PREPARED BY: CUSTOMER CARE VA , RAY WHITE CANBERRA

RayWhite.





BANKS - Sales Statistics (Houses)

| Year | # Sales | Median | Growth | Low | High |
|------|---------|------------|--------|------------|--------------|
| 2007 | 96 | \$ 440,000 | 0.0 % | \$ 100,000 | \$ 745,600 |
| 2008 | 69 | \$ 445,000 | 1.1 % | \$ 115,000 | \$ 720,000 |
| 2009 | 71 | \$ 425,000 | -4.5 % | \$ 169,000 | \$ 800,000 |
| 2010 | 50 | \$ 462,500 | 8.8 % | \$ 200,000 | \$ 805,000 |
| 2011 | 43 | \$ 455,000 | -1.6 % | \$ 355,000 | \$ 895,000 |
| 2012 | 47 | \$ 465,000 | 2.2 % | \$ 183,333 | \$ 821,000 |
| 2013 | 50 | \$ 519,500 | 11.7 % | \$ 73,000 | \$ 970,000 |
| 2014 | 50 | \$ 485,250 | -6.6 % | \$ 168,500 | \$ 920,000 |
| 2015 | 53 | \$ 514,000 | 5.9 % | \$ 42,856 | \$ 1,050,000 |
| 2016 | 47 | \$ 525,000 | 2.1 % | \$ 200,000 | \$ 855,000 |
| 2017 | 53 | \$ 600,000 | 14.3 % | \$ 147,000 | \$ 970,000 |
| 2018 | 44 | \$ 547,500 | -8.8 % | \$ 90,000 | \$ 910,000 |
| 2019 | 47 | \$ 541,000 | -1.2 % | \$ 110,000 | \$ 1,130,000 |
| 2020 | 74 | \$ 654,750 | 21.0 % | \$ 86,000 | \$ 1,210,000 |
| 2021 | 54 | \$ 769,000 | 17.4 % | \$ 415,000 | \$ 1,470,000 |
| 2022 | 45 | \$ 855,000 | 11.2 % | \$ 437,500 | \$ 1,550,000 |
| 2023 | 27 | \$ 825,000 | -3.5 % | \$ 610,000 | \$ 1,250,000 |
| 2024 | 31 | \$ 750,000 | -9.1 % | \$ 650,000 | \$ 1,600,000 |
| 2025 | 17 | \$ 960,000 | 28.0 % | \$ 650,000 | \$ 1,425,500 |

Median Sale Price

\$790k

Based on 37 recorded House sales within the last 12 months (Financial Year 2025)

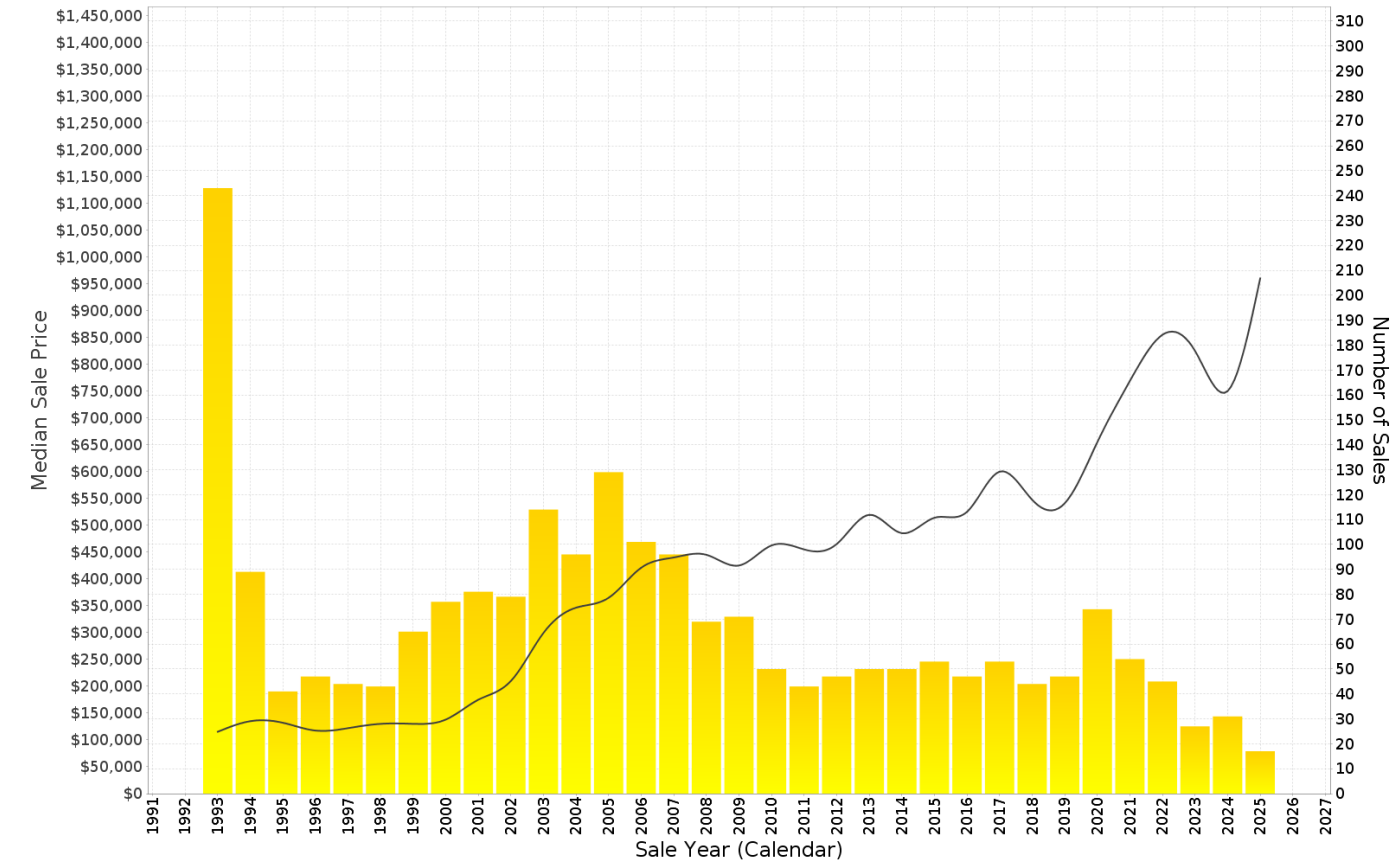
Based on a rolling 12 month period and may differ from calendar year statistics

Suburb Growth

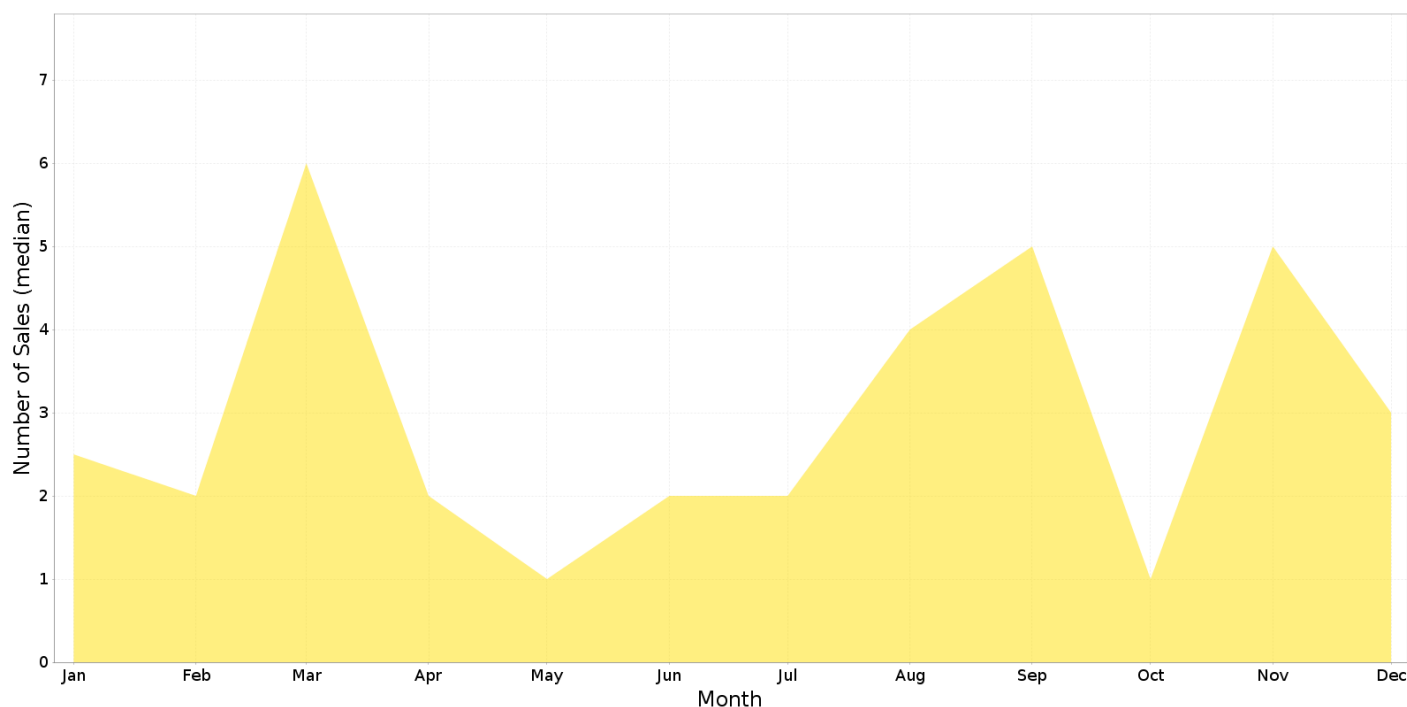
+1.9%

Current Median Price: \$790,000
Previous Median Price: \$775,000

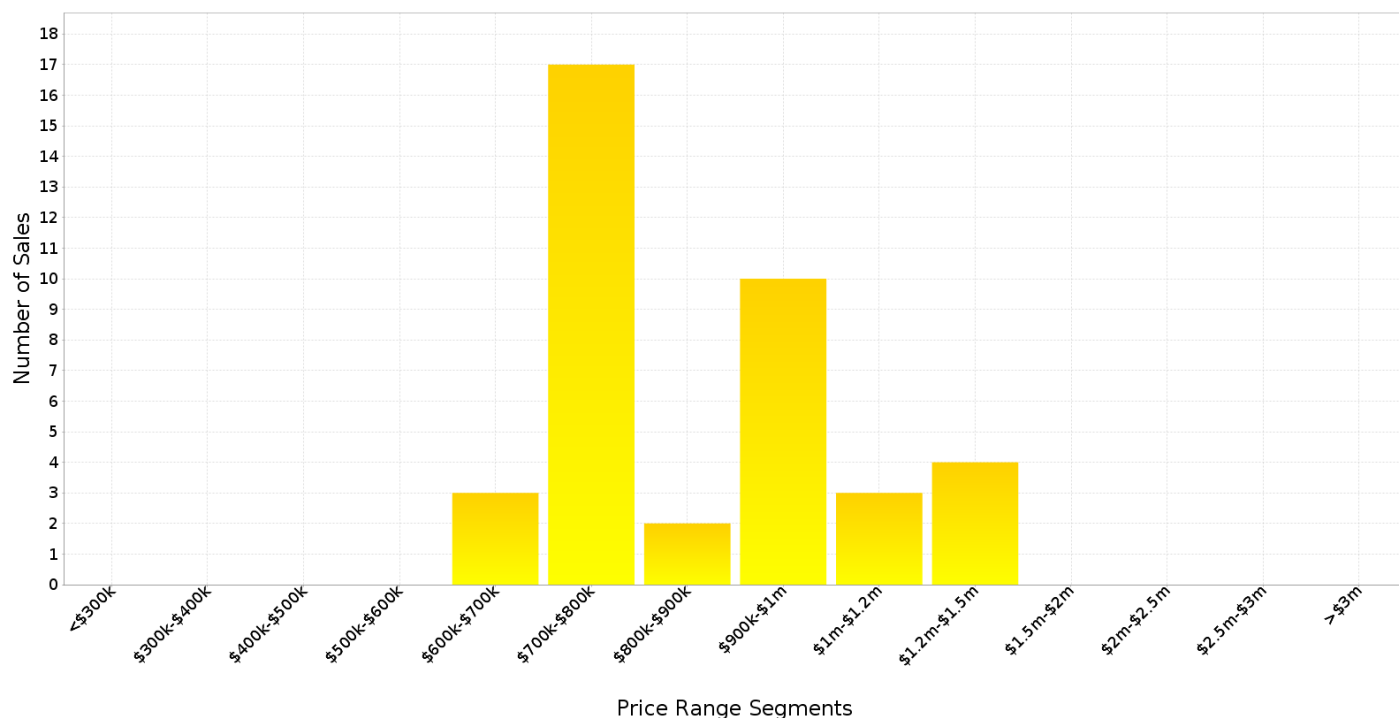
Based on 62 recorded House sales compared over the last two rolling 12 month periods



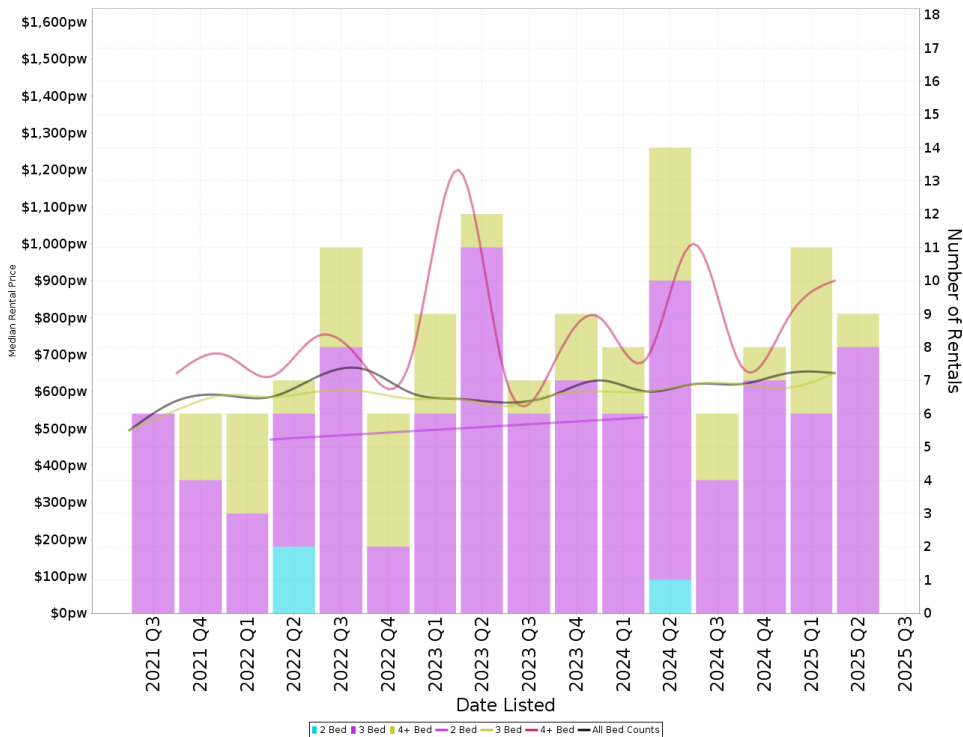
BANKS - Peak Selling Periods (3 years)



BANKS - Price Range Segments (12 months)



Median Weekly Rents (Houses)



Suburb Sale Price Growth

+1.9%

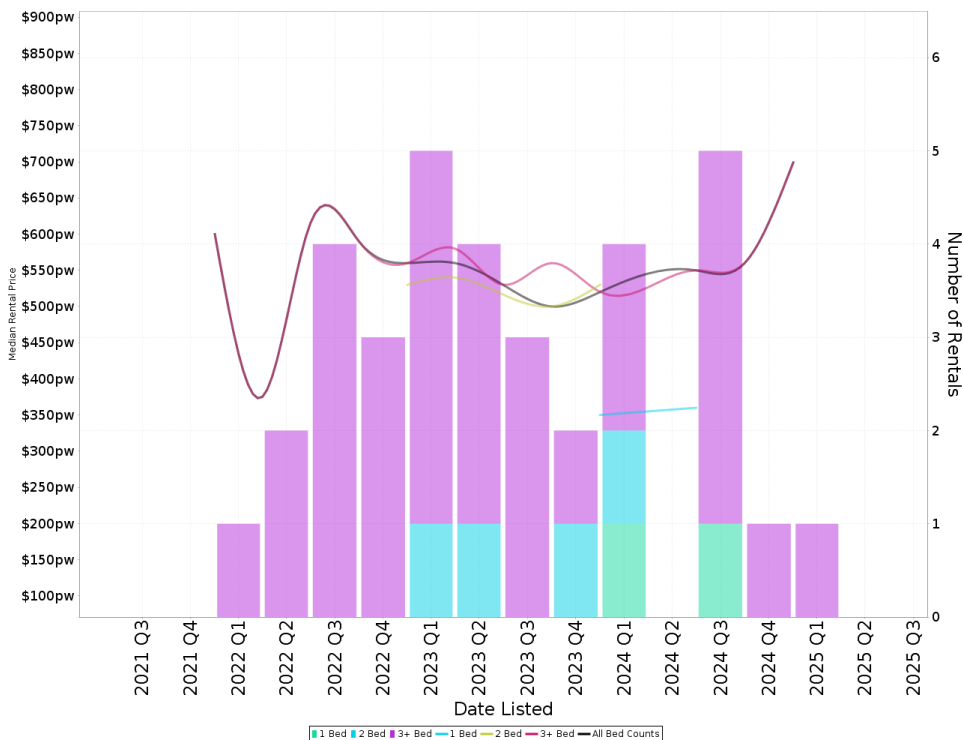
Current Median Price: \$790,000
Previous Median Price: \$775,000
 Based on 62 registered House sales compared over the last two rolling 12 month periods.

Suburb Rental Yield

+4.3%

Current Median Price: \$790,000
Current Median Rent: \$650
 Based on 34 registered House rentals compared over the last 12 months.

Median Weekly Rents (Units)



Suburb Sale Price Growth

+4.6%

Current Median Price: \$691,000
Previous Median Price: \$660,500
 Based on 60 registered Unit sales compared over the last two rolling 12 month periods.

Suburb Rental Yield

+4.1%

Current Median Price: \$691,000
Current Median Rent: \$550
 Based on 7 registered Unit rentals compared over the last 12 months.

BANKS - Recently Sold Properties

Median Sale Price
\$790k

Based on 37 recorded House sales within the last 12 months (Financial Year 2025)

Based on a rolling 12 month period and may differ from calendar year statistics

Suburb Growth
+1.9%

Current Median Price: \$790,000
Previous Median Price: \$775,000


Based on 62 recorded House sales compared over the last two rolling 12 month periods

Sold Properties
37

Based on recorded House sales within the 12 months (Financial Year 2025)

Based on a rolling 12 month period and may differ from calendar year statistics

9 ORANGE THORN CRES




\$1,215,000

Sold Jul 2025
25 Days

1,031 m² 4 2 2

9 READER CRT



\$740,000

Sold Jul 2025
15 Days

396 m² 3 1 1

47 WILHELMI CRES



\$760,000

Sold Jun 2025
20 Days

523 m² 3 1 2

37 WILSON CRES




\$775,000

Sold Jun 2025
15 Days

592 m² 3 1 2

17 OPAL ST




\$790,000

Sold Jun 2025
25 Days

261 m² 4 2 2

31 ABERCROMBIE CCT



\$746,000

Sold Jun 2025
6 Days

468 m² 3 1 1

30 PAPERBARK ST




\$970,000

Sold May 2025
25 Days

681 m² 4 2 2

9 MCKEOWN PL



\$870,000

Sold May 2025
22 Days

884 m² 3 2 3

23 WITTUNGA CRES




\$1,489,000


Sold May 2025
29 Days

878 m² 4 3 2

69 POCKETT AVE



2 CARR ST



1 CHALKER CCT



13 WILSON CRES




67 PAPERBARK ST



8 BATE PL




4 NOTTING CRT



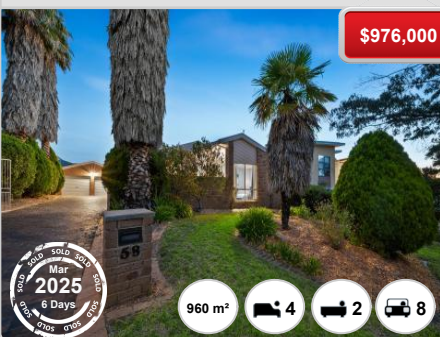
30 THOMAS HART ST



15 SMEATON CCT



58 BELLCHAMBERS CRES



38 OLIVE PINK CRES



40 OLIVE PINK CRES



