

# Suburb flyover report

O'CONNOR (HOUSE)

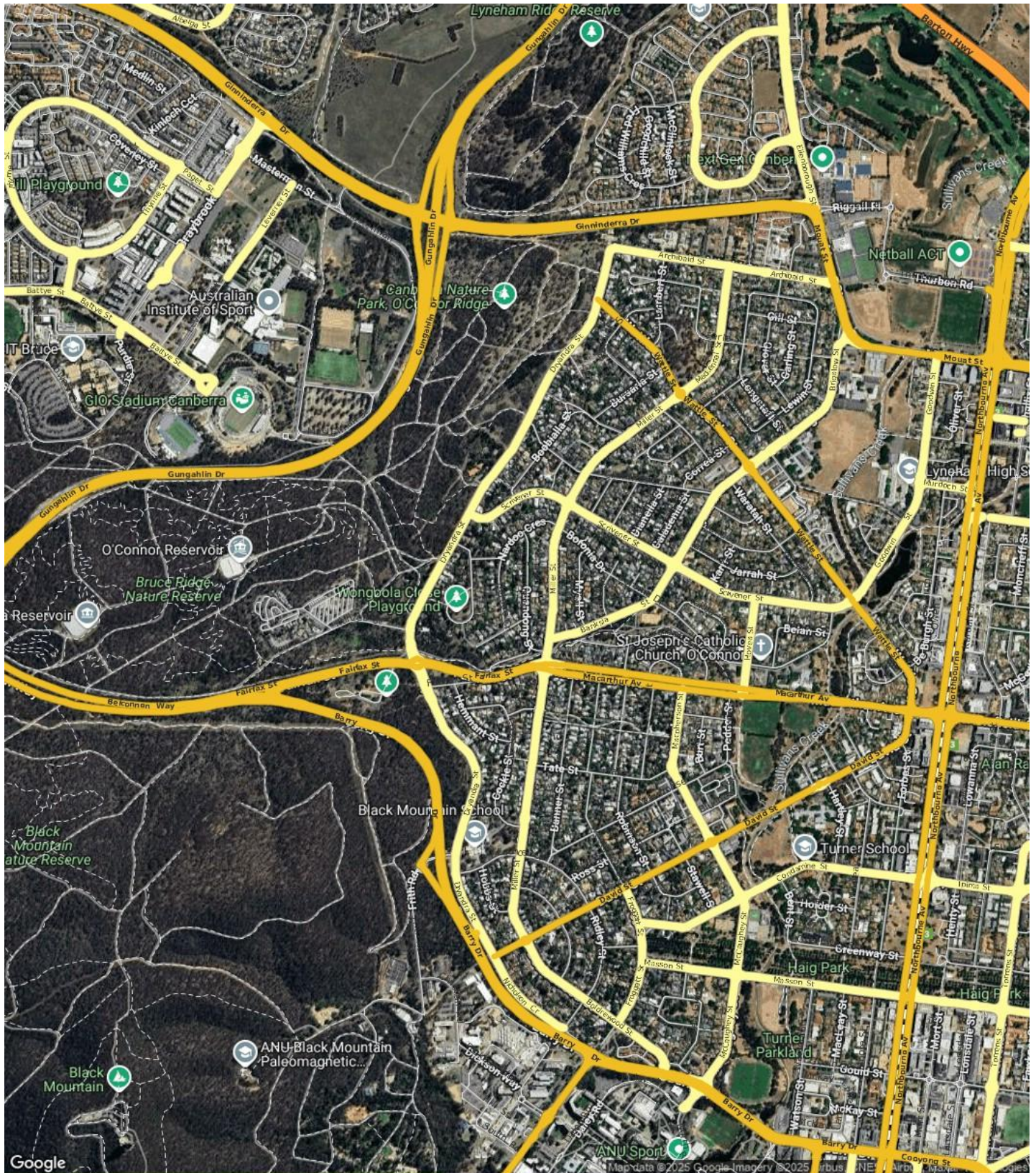
PREPARED BY: CUSTOMER CARE VA , RAY WHITE CANBERRA

**RayWhite.**





# O'CONNOR - Suburb Map



Prepared on 01/08/2025 by Customer Care VA , +61 (02) 6173 6300 at Ray White Canberra. © Property Data Solutions Pty Ltd 2025 (pricefinder.com.au)

The materials are provided as an information source only. © The Property Insights are Territory Data, which is the property of the Australian Capital Territory. No part of it may in any form or by any means (electronic, mechanical, microcopying, photocopying, recording or otherwise) be reproduced, stored in a retrieval system or transmitted without prior permission. Enquiries should be directed to: Manager, Customer Services, Environment and Planning Directorate, GPO Box 158, Canberra ACT 2601.



# O'CONNOR - Sales Statistics (Houses)

Year	# Sales	Median	Growth	Low	High
2007	94	\$ 571,250	0.0 %	\$ 135,000	\$ 1,400,000
2008	76	\$ 600,000	5.0 %	\$ 365,000	\$ 1,325,000
2009	77	\$ 645,000	7.5 %	\$ 265,000	\$ 1,310,000
2010	66	\$ 765,000	18.6 %	\$ 281,250	\$ 1,850,000
2011	54	\$ 770,000	0.7 %	\$ 343,750	\$ 1,330,000
2012	57	\$ 720,000	-6.5 %	\$ 100,000	\$ 1,500,000
2013	56	\$ 750,000	4.2 %	\$ 306,000	\$ 1,295,000
2014	68	\$ 741,000	-1.2 %	\$ 12,700	\$ 1,370,000
2015	65	\$ 885,000	19.4 %	\$ 299,250	\$ 2,200,000
2016	49	\$ 945,000	6.8 %	\$ 200,000	\$ 1,950,000
2017	65	\$ 1,100,000	16.4 %	\$ 220,000	\$ 2,440,000
2018	63	\$ 1,150,000	4.5 %	\$ 438,057	\$ 2,000,000
2019	53	\$ 975,000	-15.2 %	\$ 225,000	\$ 2,000,000
2020	55	\$ 1,200,000	23.1 %	\$ 450,000	\$ 2,100,000
2021	61	\$ 1,600,000	33.3 %	\$ 700,000	\$ 3,200,000
2022	62	\$ 1,600,000	0.0 %	\$ 375,000	\$ 4,050,000
2023	61	\$ 1,450,000	-9.4 %	\$ 745,404	\$ 4,115,000
2024	50	\$ 1,487,500	2.6 %	\$ 329,000	\$ 4,617,676
2025	26	\$ 1,527,500	2.7 %	\$ 664,063	\$ 4,100,000

Median Sale Price

\$1.46m

Based on 57 recorded House sales within the last 12 months (Financial Year 2025)

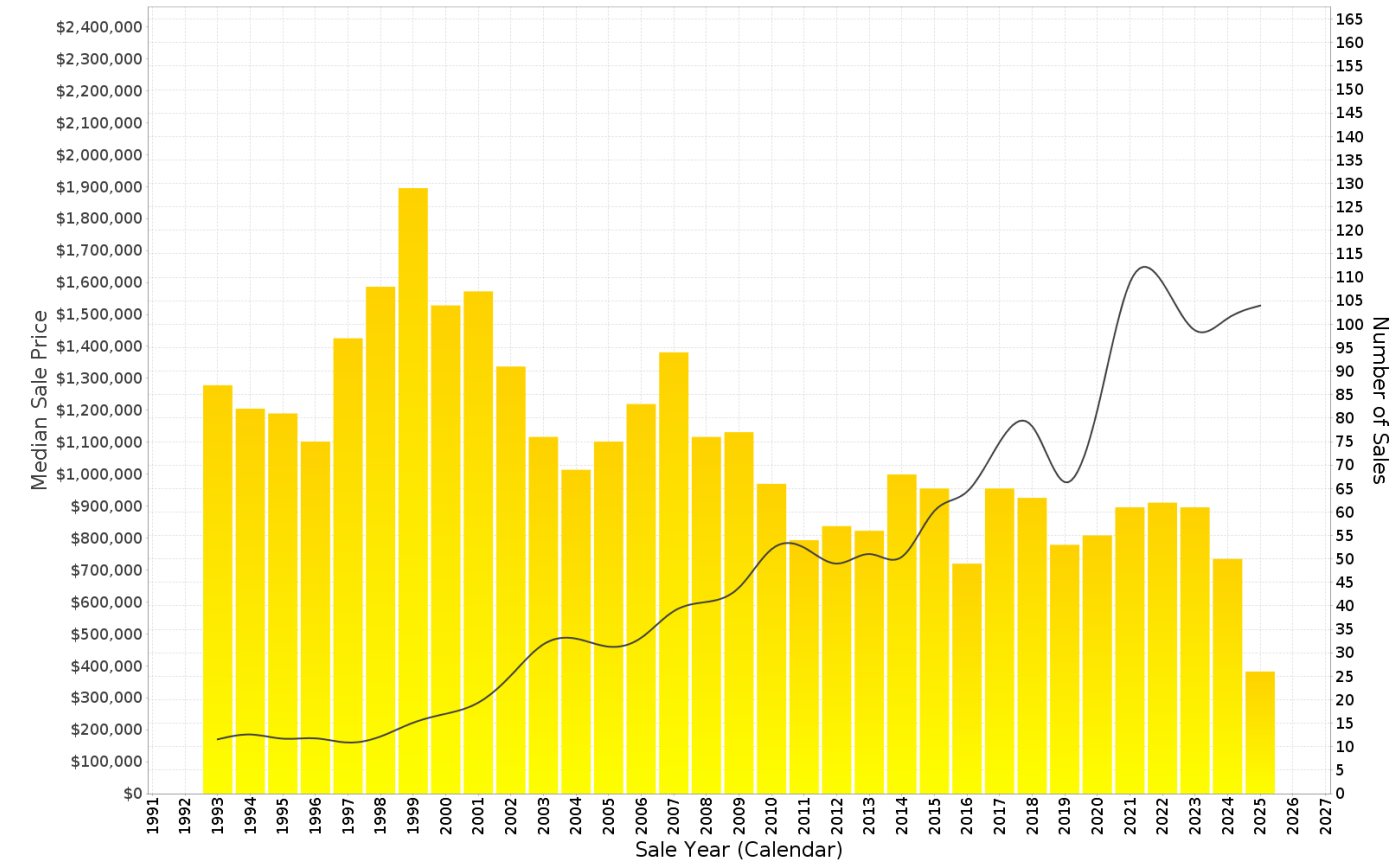
Based on a rolling 12 month period and may differ from calendar year statistics

Suburb Growth

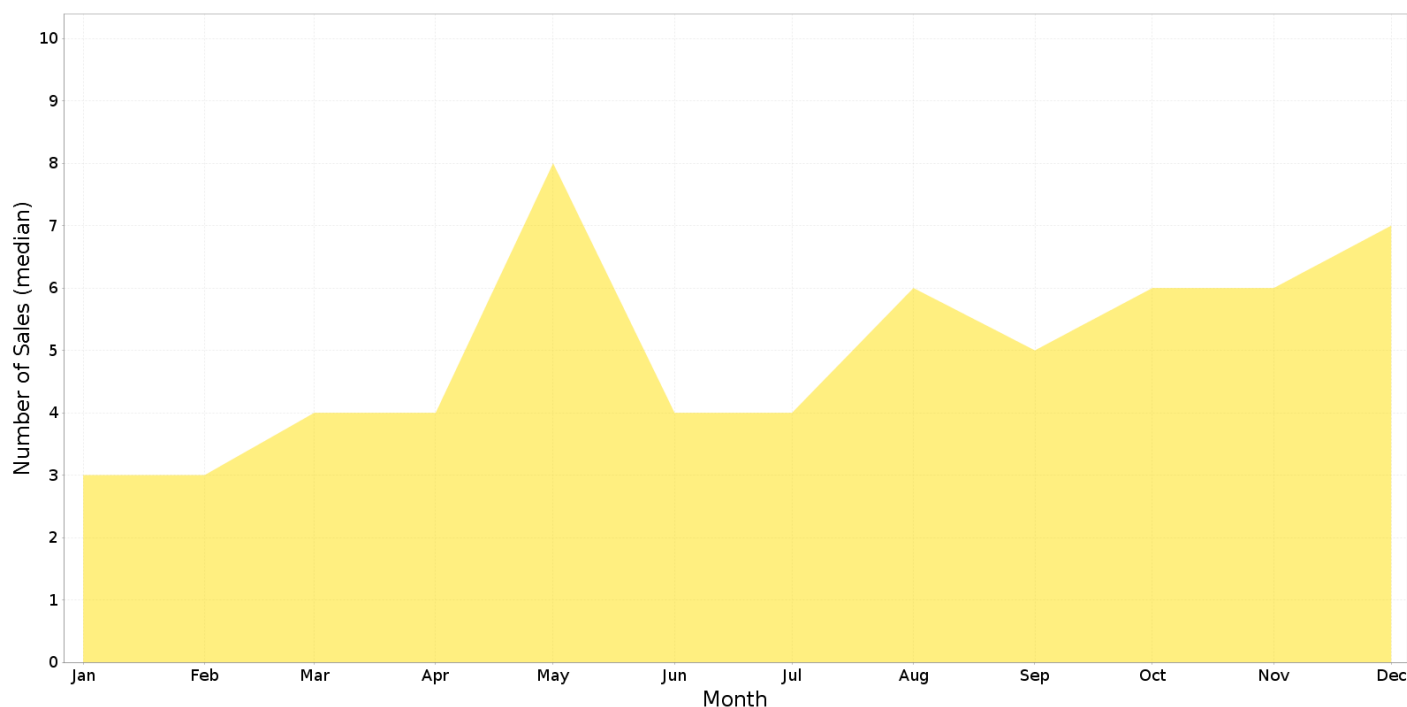
-3.7%

Current Median Price: \$1,460,000  
Previous Median Price: \$1,516,000

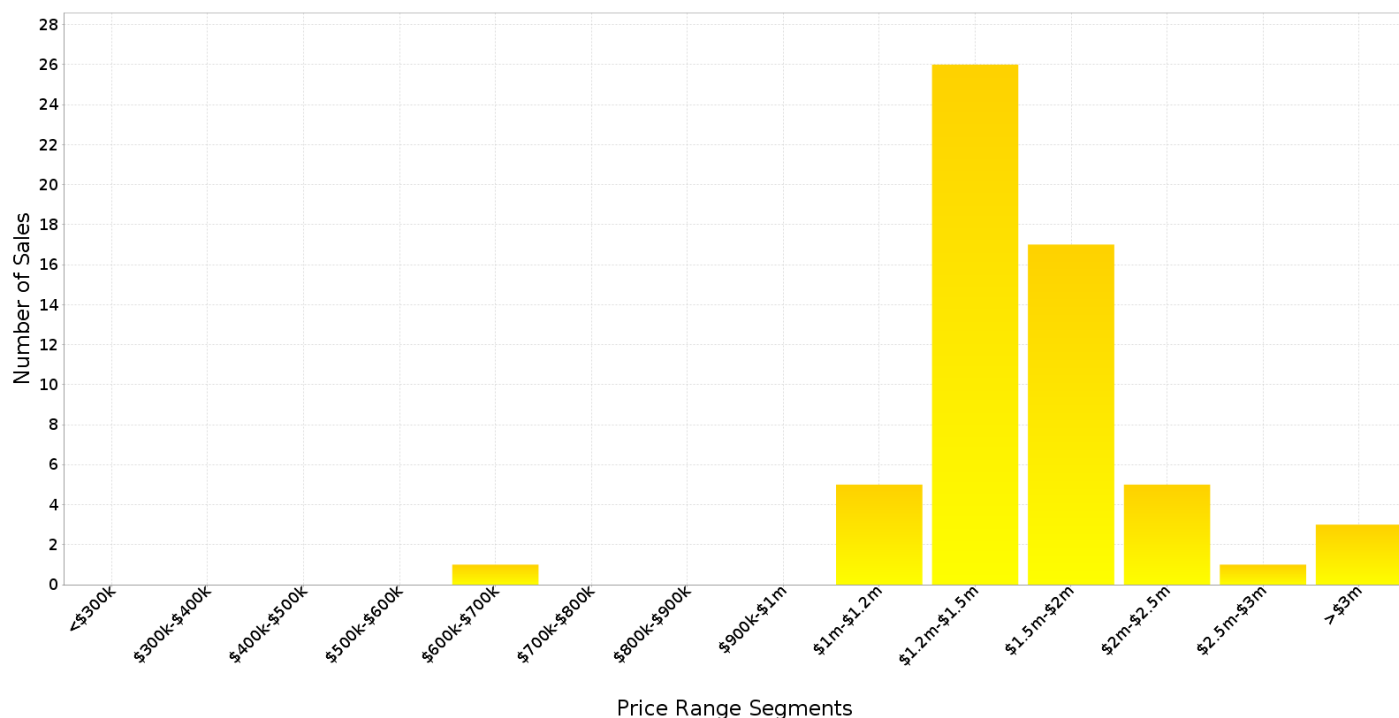
Based on 109 recorded House sales compared over the last two rolling 12 month periods



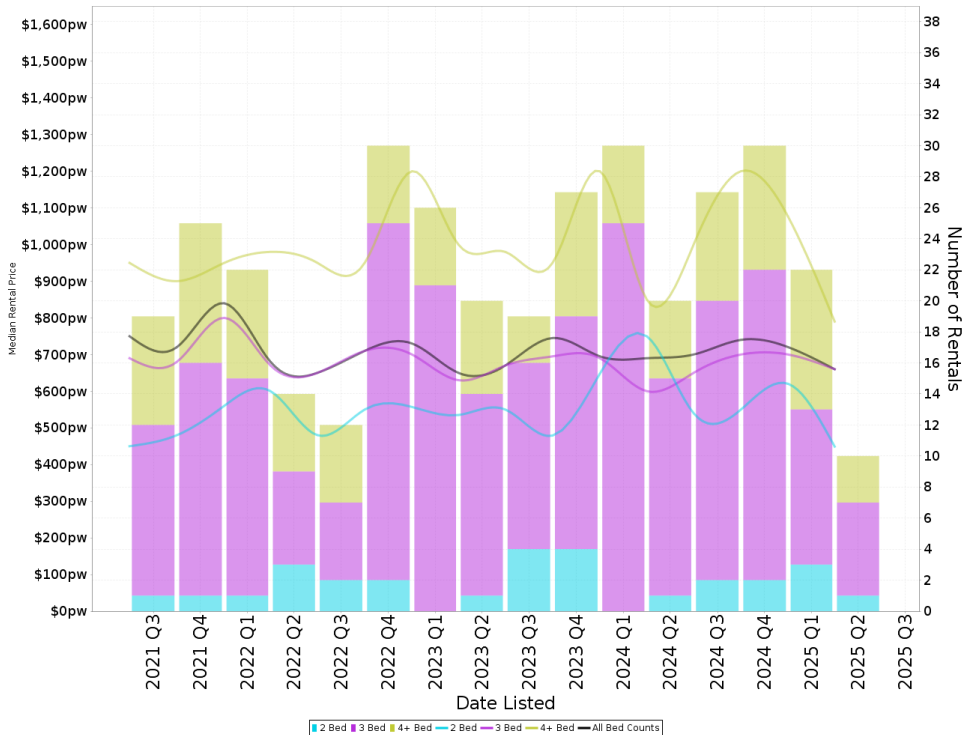
## O'CONNOR - Peak Selling Periods (3 years)



## O'CONNOR - Price Range Segments (12 months)



## Median Weekly Rents (Houses)



### Suburb Sale Price Growth

**-3.7%**

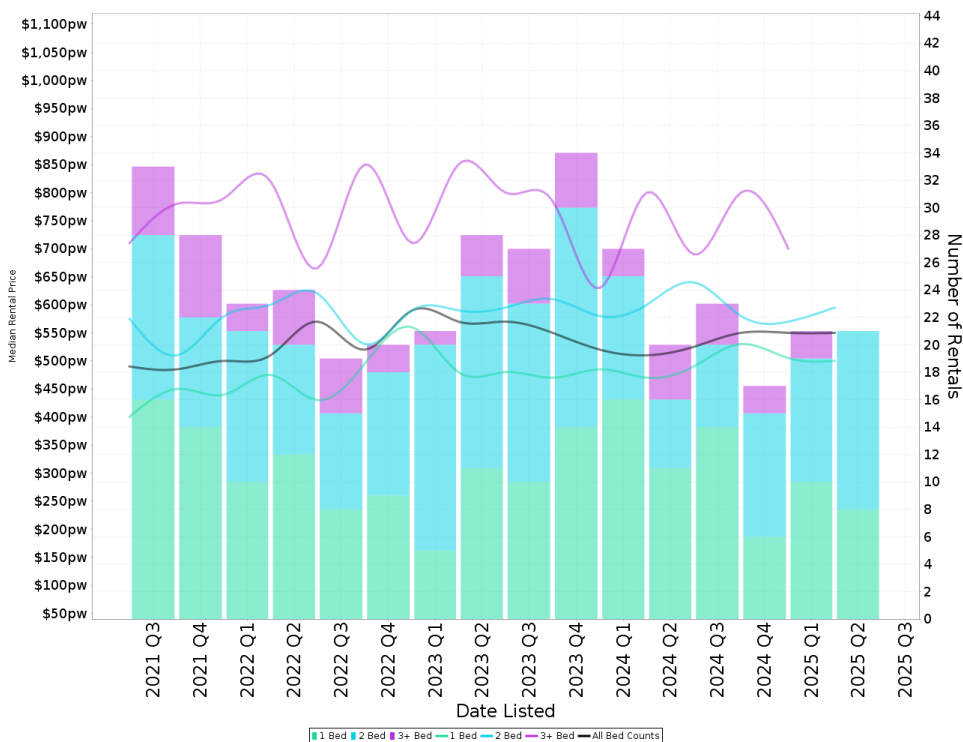
**Current Median Price: \$1,460,000**  
**Previous Median Price: \$1,516,000**  
 Based on 109 registered House sales compared over the last two rolling 12 month periods.

### Suburb Rental Yield

**+2.6%**

**Current Median Price: \$1,460,000**  
**Current Median Rent: \$720**  
 Based on 89 registered House rentals compared over the last 12 months.

## Median Weekly Rents (Units)



### Suburb Sale Price Growth

**+29.3%**

**Current Median Price: \$750,000**  
**Previous Median Price: \$580,000**  
 Based on 77 registered Unit sales compared over the last two rolling 12 month periods.

### Suburb Rental Yield

**+3.8%**

**Current Median Price: \$750,000**  
**Current Median Rent: \$550**  
 Based on 82 registered Unit rentals compared over the last 12 months.

# O'CONNOR - Recently Sold Properties

Median Sale Price  
**\$1.46m**

Based on 57 recorded House sales within the last 12 months (Financial Year 2025)

Based on a rolling 12 month period and may differ from calendar year statistics

Suburb Growth  
**-3.7%**

Current Median Price: \$1,460,000  
Previous Median Price: \$1,516,000

Based on 109 recorded House sales compared over the last two rolling 12 month periods

# Sold Properties  
**57**

Based on recorded House sales within the 12 months (Financial Year 2025)

Based on a rolling 12 month period and may differ from calendar year statistics

**4 PEDDER ST**

**\$1,350,000**

**SOLD BY KOSTYA LOGVINOV**

**SOLD** **2025** **N/A**

746 m<sup>2</sup> 3 1 -

**17 BLACKBUTT ST**

**\$4,100,000**

**SOLD** **2025** **N/A**

1,382 m<sup>2</sup> 3 1 1

**23 BLACKBUTT ST**

**\$2,600,000**

**SOLD** **2025** **226 Days**

818 m<sup>2</sup> 4 2 2

**14 MULGA ST**

**\$1,770,000**

**SOLD** **2025** **20 Days**

688 m<sup>2</sup> 4 2 2

**43 SCRIVENER ST**

**\$1,410,000**

**SOLD** **2025** **N/A**

Area: 836 sqm (approx)

836 m<sup>2</sup> 3 1 2

**189 MILLER ST**

**\$1,675,000**

**SOLD** **2025** **N/A**

791 m<sup>2</sup> 4 2 1

**1 FINN ST**

**\$1,743,000**

**SOLD** **2025** **70 Days**

834 m<sup>2</sup> 4 2 2

**78 MACARTHUR AVE**

**\$1,300,000**

**SOLD** **2025** **N/A**

727 m<sup>2</sup> 4 2 1

**5 WATTLE ST**

**\$1,700,000**

**SOLD** **2025** **N/A**


865 m<sup>2</sup> 3 1 1



15 HEMMANT ST




15 MILLER ST




3 HAKEA CRES




10 BURT ST




1/31- NARDOO CRES



18 SUNDEW CRES



4 KARRI ST




9 JARRAH ST



71 SCRIVENER ST



10 CASSINIA ST



25 FAIRFAX ST



2 HOBBS ST





# O'CONNOR - Properties For Rent

## Median Rental Price

**\$720 /w**

Based on 89 recorded House rentals within the last 12 months (Financial Year 2025)

Based on a rolling 12 month period and may differ from calendar year statistics

## Rental Yield

**+2.6%**

Current Median Price: \$1,460,000  
Current Median Rent: \$720

Based on 57 recorded House sales and 89 House rentals compared over the last 12 months

## Number of Rentals

**89**

Based on recorded House rentals within the last 12 months (Financial Year 2025)

Based on a rolling 12 month period and may differ from calendar year statistics

**14 WARATAH STREET**

**\$1,250 per**

663 m<sup>2</sup> 4 3 2

For Rent For Sale  
2025  
16 Days

**67 MILLER STREET**

**\$550 per week**

664 m<sup>2</sup> 4 3 4

For Rent For Sale  
2025  
24 Days

**121 A - Miller Street**

**\$680 Per Week**

3 1 -

For Rent For Sale  
2025  
37 Days

**MILLER STREET**

**\$680 Per Week**

3 1 1

For Rent For Sale  
2025  
37 Days

**121/ MILLER STREET**

**\$370 Per Week**

1 1 1

For Rent For Sale  
2025  
38 Days

**121 B - Miller Street**

**\$370 Per Week**

1 1 -

For Rent For Sale  
2025  
38 Days

**9 Verdon Street**

**\$260**

910 m<sup>2</sup> 4 3 3

For Rent For Sale  
2025  
44 Days

**123 Scrivener Street**

**By negotiation**

1,011 m<sup>2</sup> 3 1 1

For Rent For Sale  
2025  
52 Days

**121 Miller Street**


**\$1050 Per**

758 m<sup>2</sup> 4 2 1

For Rent For Sale  
2025  
70 Days



136 DRYANDRA STREET



136 Dryandra St



25 Banner Street

