

# Suburb flyover report

PALMERSTON (HOUSE)

PREPARED BY: CUSTOMER CARE VA , RAY WHITE CANBERRA

**RayWhite.**





## PALMERSTON - Suburb Map



Prepared on 01/08/2025 by Customer Care VA , +61 (02) 6173 6300 at Ray White Canberra. © Property Data Solutions Pty Ltd 2025 (pricfinder.com.au)

The materials are provided as an information source only. © The Property Insights are Territory Data, which is the property of the Australian Capital Territory. No part of it may in any form or by any means (electronic, mechanical, microcopying, photocopying, recording or otherwise) be reproduced, stored in a retrieval system or transmitted without prior permission. Enquiries should be directed to: Manager, Customer Services, Environment and Planning Directorate, GPO Box 158, Canberra ACT 2601.



PALMERSTON - Sales Statistics (Houses)

Year	# Sales	Median	Growth	Low	High
2007	64	\$ 408,250	0.0 %	\$ 200,000	\$ 750,000
2008	57	\$ 445,000	9.0 %	\$ 150,000	\$ 800,000
2009	67	\$ 458,000	2.9 %	\$ 220,000	\$ 760,000
2010	49	\$ 480,000	4.8 %	\$ 398,000	\$ 925,000
2011	48	\$ 538,500	12.2 %	\$ 385,000	\$ 825,000
2012	49	\$ 520,000	-3.4 %	\$ 197,500	\$ 795,500
2013	55	\$ 522,500	0.5 %	\$ 360,000	\$ 776,000
2014	53	\$ 561,000	7.4 %	\$ 410,000	\$ 890,000
2015	42	\$ 555,000	-1.1 %	\$ 315,000	\$ 975,000
2016	55	\$ 528,000	-4.9 %	\$ 76,500	\$ 920,000
2017	60	\$ 693,750	31.4 %	\$ 435,000	\$ 957,000
2018	41	\$ 650,000	-6.3 %	\$ 450,000	\$ 1,030,000
2019	54	\$ 679,000	4.5 %	\$ 480,000	\$ 1,020,000
2020	41	\$ 771,000	13.5 %	\$ 390,000	\$ 1,200,000
2021	49	\$ 925,000	20.0 %	\$ 75,000	\$ 1,800,000
2022	63	\$ 1,034,000	11.8 %	\$ 237,000	\$ 1,570,000
2023	56	\$ 904,500	-12.5 %	\$ 313,505	\$ 1,370,000
2024	48	\$ 995,000	10.0 %	\$ 333,000	\$ 1,511,000
2025	17	\$ 1,113,000	11.9 %	\$ 180,700	\$ 1,700,000

Median Sale Price

\$1m

Based on 45 recorded House sales within the last 12 months (Financial Year 2025)

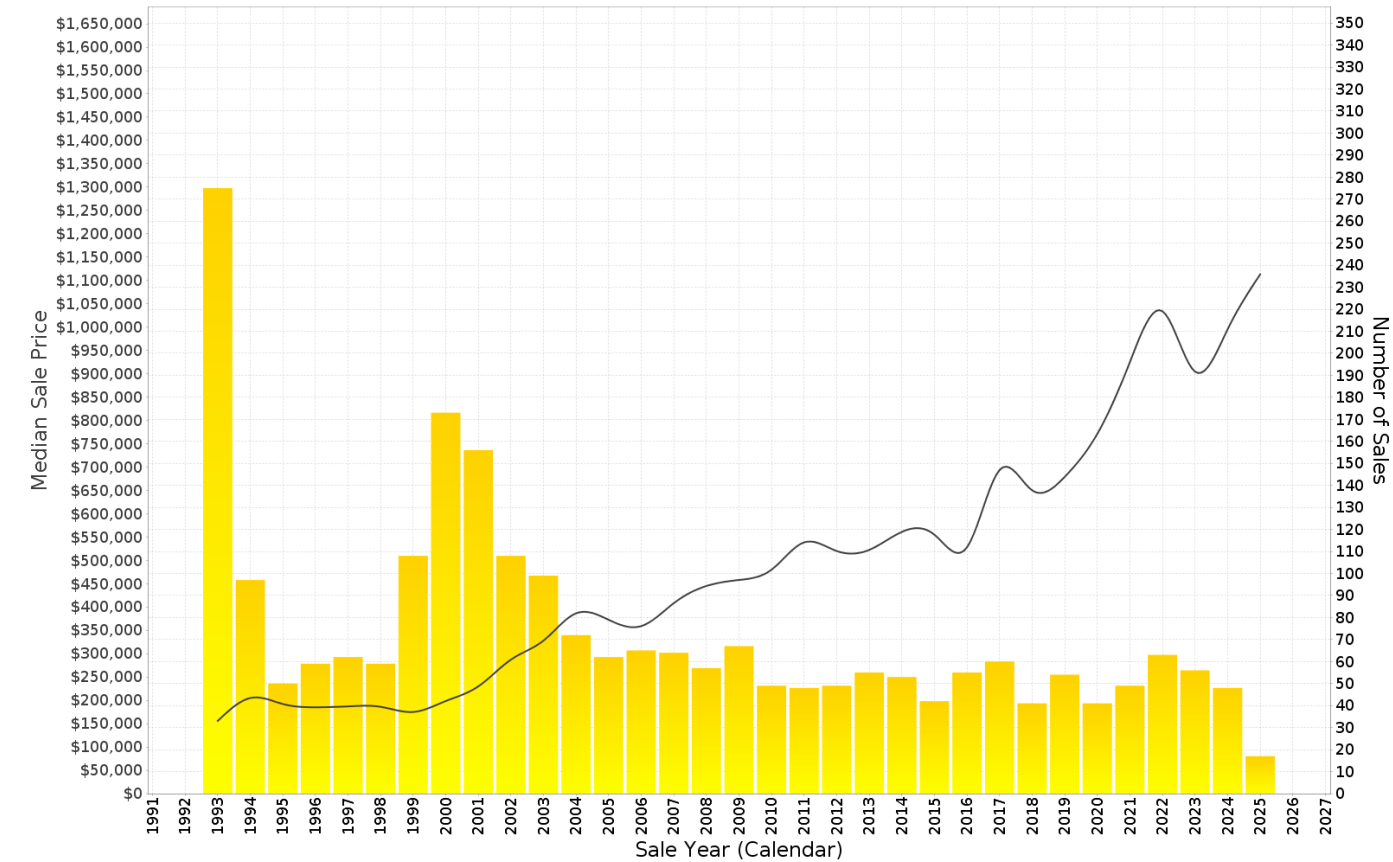
Based on a rolling 12 month period and may differ from calendar year statistics

Suburb Growth

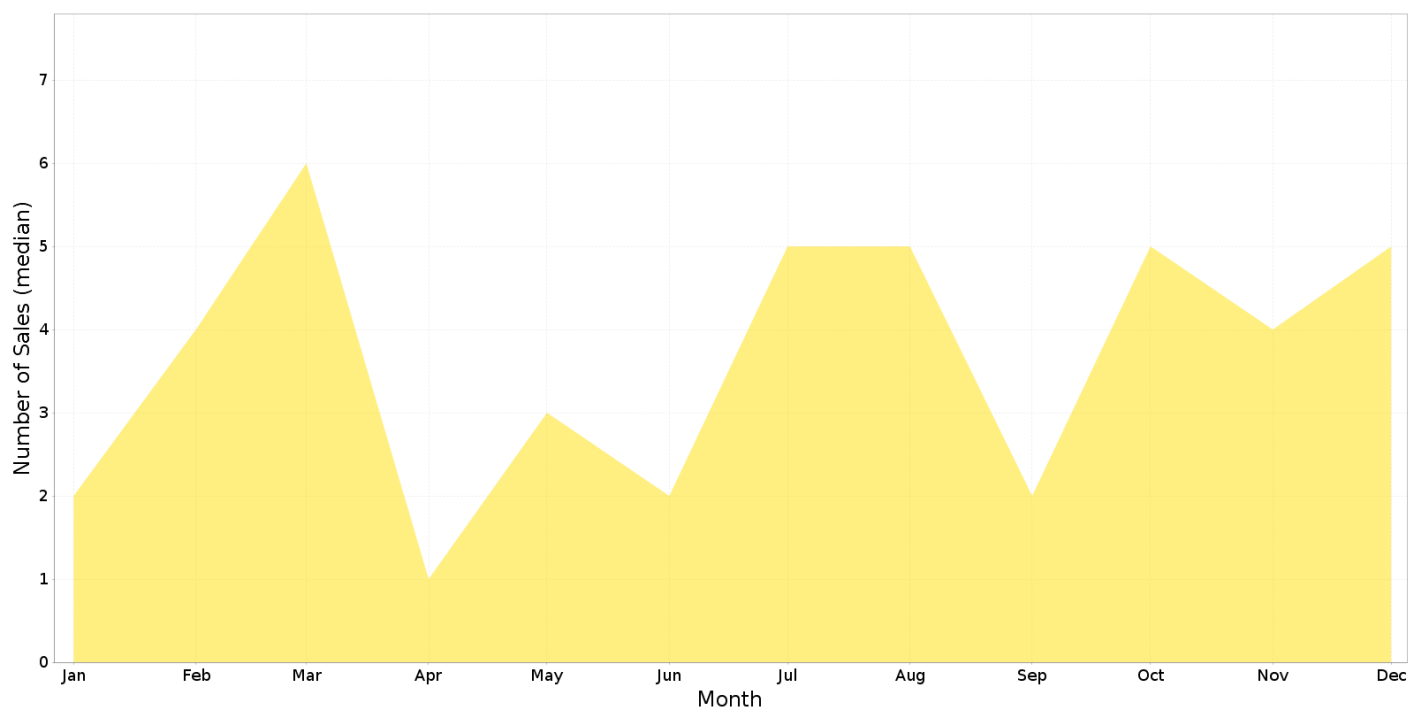
+14.3%

Current Median Price: \$1,005,000  
Previous Median Price: \$879,500

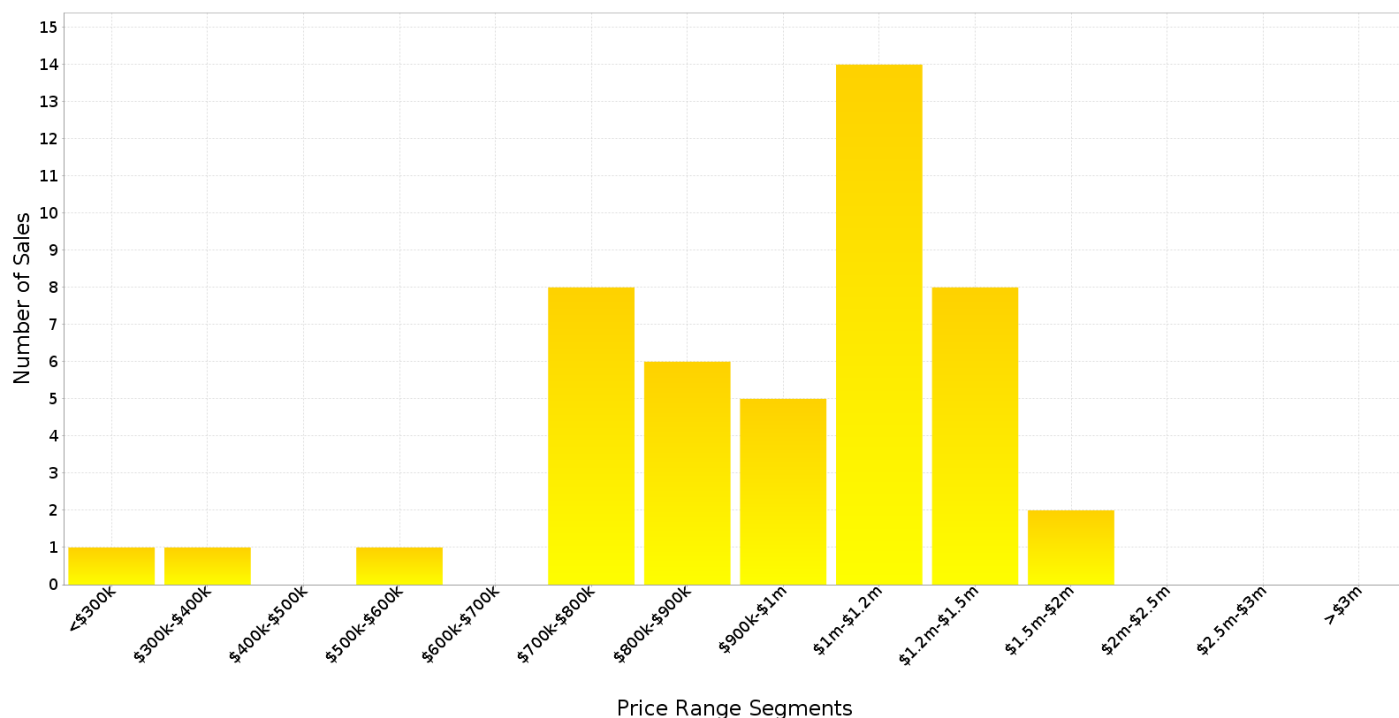
Based on 93 recorded House sales compared over the last two rolling 12 month periods



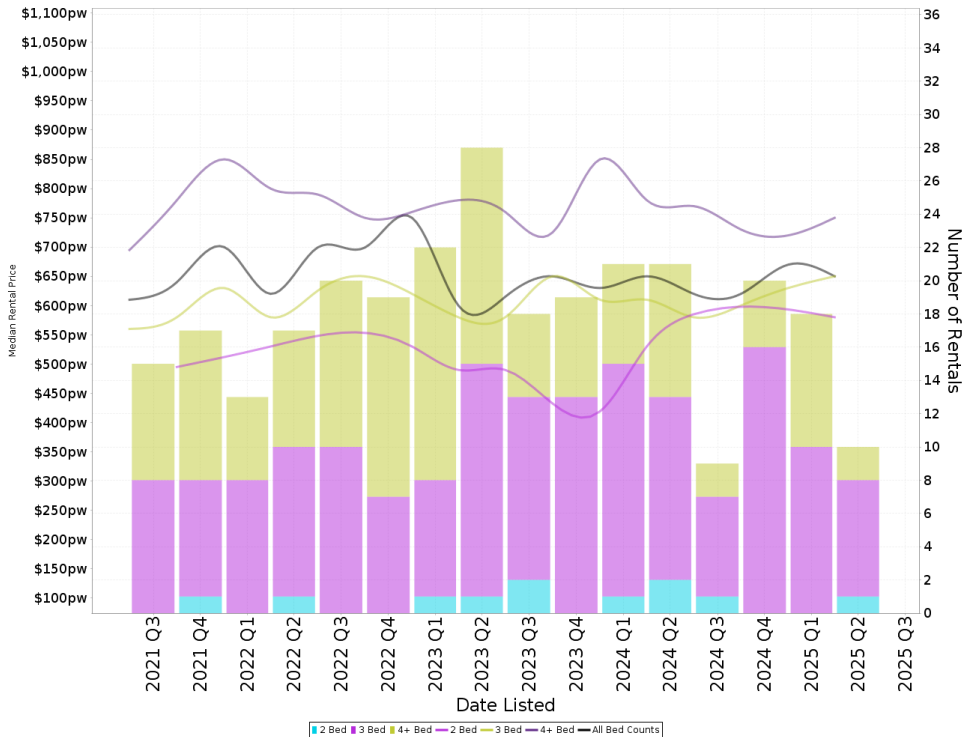
## PALMERSTON - Peak Selling Periods (3 years)



## PALMERSTON - Price Range Segments (12 months)



## Median Weekly Rents (Houses)



### Suburb Sale Price Growth

**+14.3%**

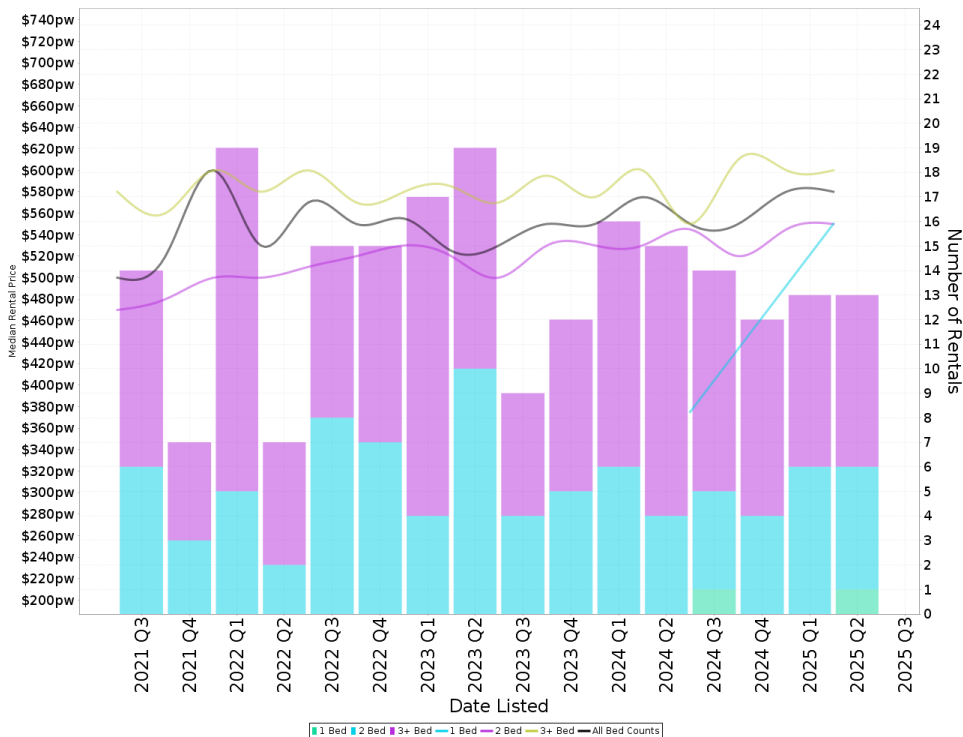
**Current Median Price: \$1,005,000**  
**Previous Median Price: \$879,500**  
 Based on 93 registered House sales compared over the last two rolling 12 month periods.

### Suburb Rental Yield

**+3.3%**

**Current Median Price: \$1,005,000**  
**Current Median Rent: \$630**  
 Based on 57 registered House rentals compared over the last 12 months.

## Median Weekly Rents (Units)



### Suburb Sale Price Growth

**+5.0%**

**Current Median Price: \$688,000**  
**Previous Median Price: \$655,000**  
 Based on 60 registered Unit sales compared over the last two rolling 12 month periods.

### Suburb Rental Yield

**+4.2%**

**Current Median Price: \$688,000**  
**Current Median Rent: \$550**  
 Based on 52 registered Unit rentals compared over the last 12 months.

# PALMERSTON - Recently Sold Properties

Median Sale Price

**\$1m**

Based on 45 recorded House sales within the last 12 months (Financial Year 2025)

Based on a rolling 12 month period and may differ from calendar year statistics

Suburb Growth

**+14.3%**

Current Median Price: \$1,005,000  
Previous Median Price: \$879,500

Based on 93 recorded House sales compared over the last two rolling 12 month periods


# Sold Properties

**45**

Based on recorded House sales within the 12 months (Financial Year 2025)

Based on a rolling 12 month period and may differ from calendar year statistics


11 BIMBERI CRES




3 EGERTON CL



27 FEATHERTOP ST



53 WEDDIN CCT



15 ARCHEL PL




167 KOSCIUSZKO AVE




74 BIMBERI CRES



24 AUGUSTUS CL



7 CLEAR ST






12 BOLLARD ST



18 TINDERRY CCT




5 ARIAH PL



28 STROMLO CRES



18 TINDERRY CCT



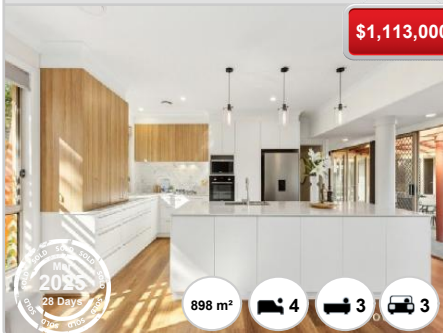
7 PAINTER PL



5 PRYTON CL




34 NAMADGI CCT



3 BULLER CRES



4 KNOLL PL



37 TINDERRY CCT



48 WEDDIN CCT



