

# Suburb flyover report

JACKA (HOUSE)

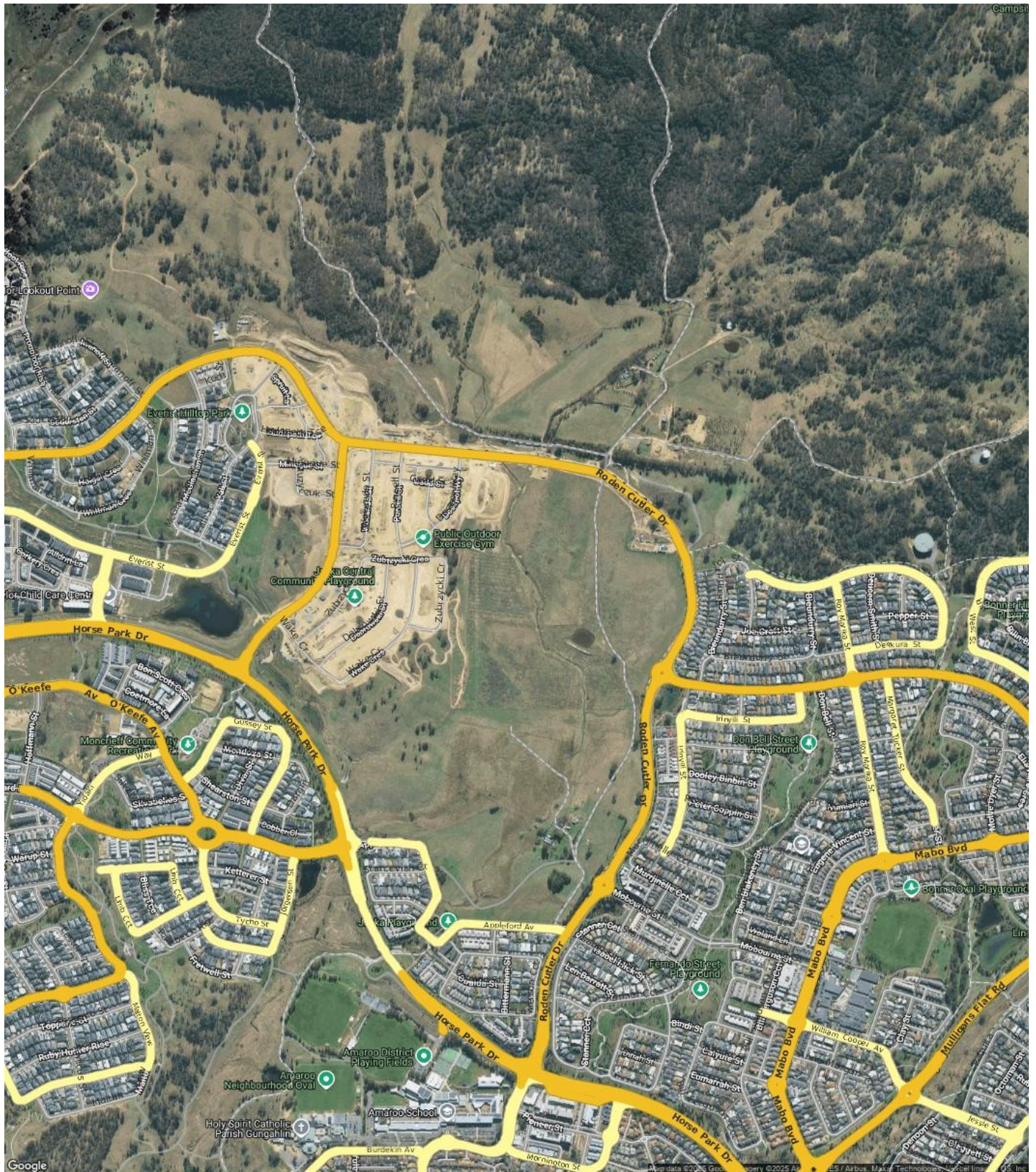
PREPARED BY: CUSTOMER CARE VA , RAY WHITE CANBERRA

**RayWhite.**





# JACKA - Suburb Map





# JACKA - Sales Statistics (Houses)

Year	# Sales	Median	Growth	Low	High
2012	2	\$ 183,000	0.0 %	\$ 183,000	\$ 183,000
2013	5	\$ 325,000	77.6 %	\$ 205,200	\$ 538,000
2014	2	\$ 555,000	70.8 %	\$ 495,000	\$ 615,000
2015	6	\$ 501,500	-9.6 %	\$ 315,000	\$ 749,000
2016	1	\$ 575,000	14.7 %	\$ 575,000	\$ 575,000
2017	2	\$ 495,500	-13.8 %	\$ 460,500	\$ 530,500
2018	4	\$ 682,500	37.7 %	\$ 477,500	\$ 915,000
2019	3	\$ 500,000	-26.7 %	\$ 400,000	\$ 611,000
2020	3	\$ 560,000	12.0 %	\$ 274,000	\$ 825,000
2021	4	\$ 806,032	43.9 %	\$ 722,000	\$ 970,000
2022	0				
2023	2	\$ 882,500	0.0 %	\$ 785,000	\$ 980,000
2024	5	\$ 923,495	4.6 %	\$ 745,000	\$ 1,100,000
2025	4	\$ 857,500	-7.1 %	\$ 845,000	\$ 905,000

Median Sale Price

\$858k

Based on 8 recorded House sales within the last 12 months (Financial Year 2025)

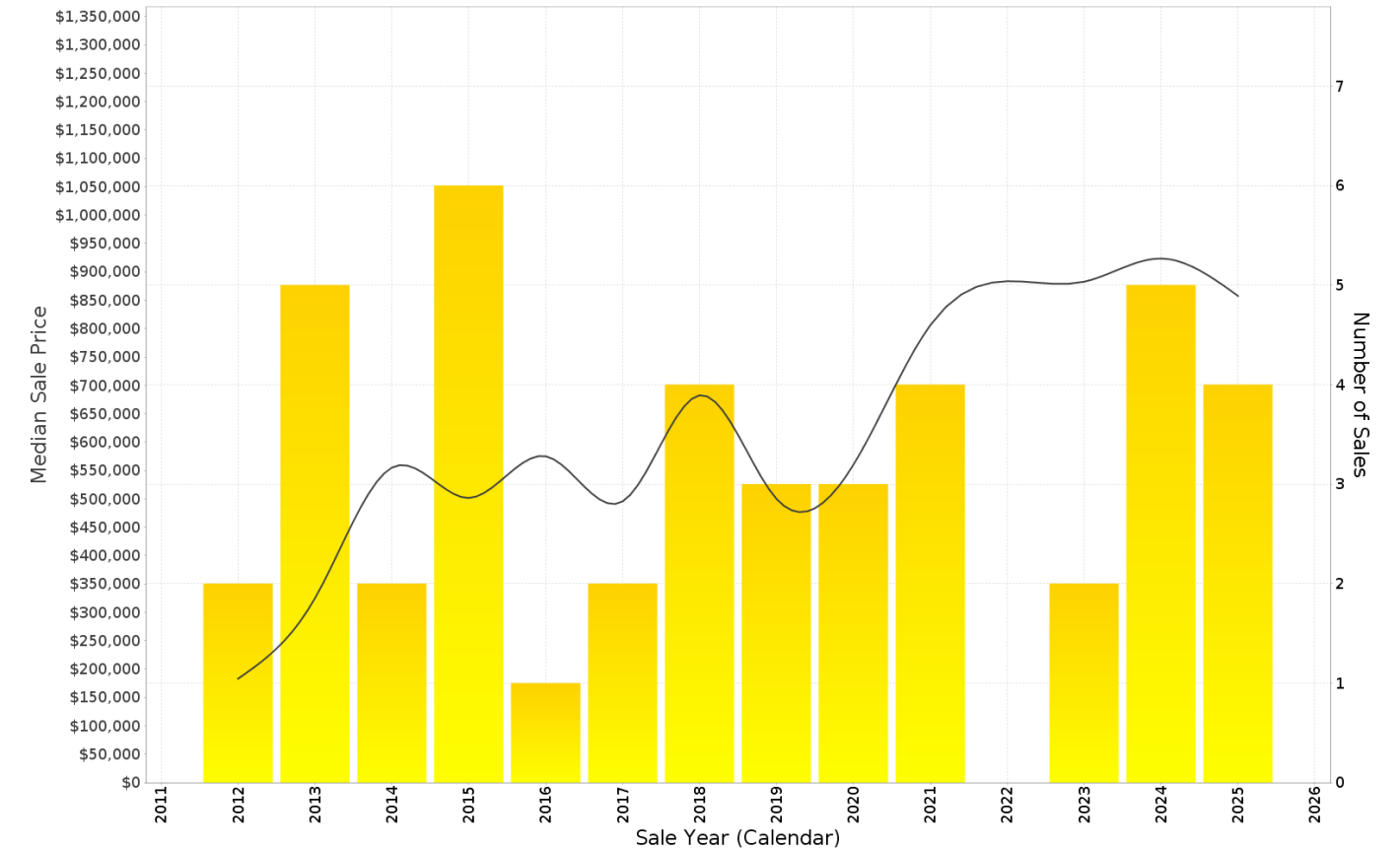
Based on a rolling 12 month period and may differ from calendar year statistics

Suburb Growth

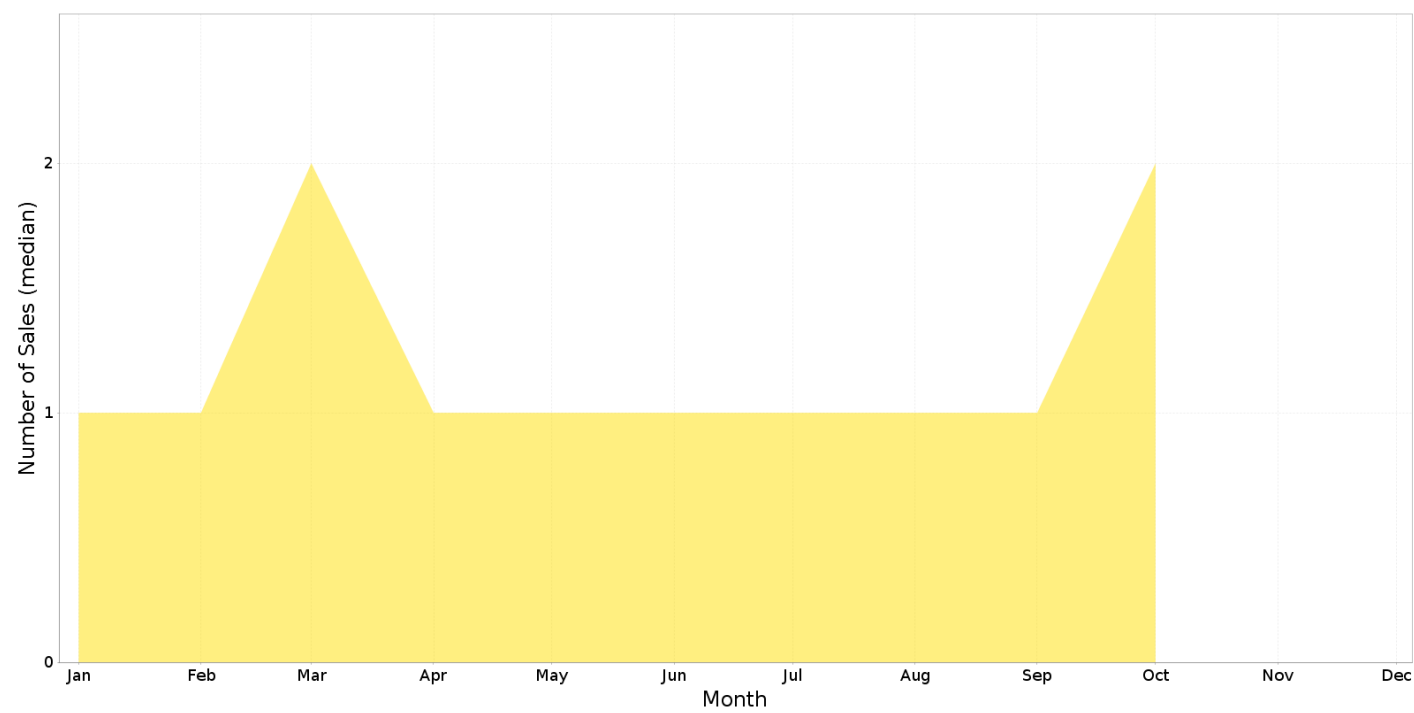
-7.3%

Current Median Price: \$857,500  
Previous Median Price: \$925,000

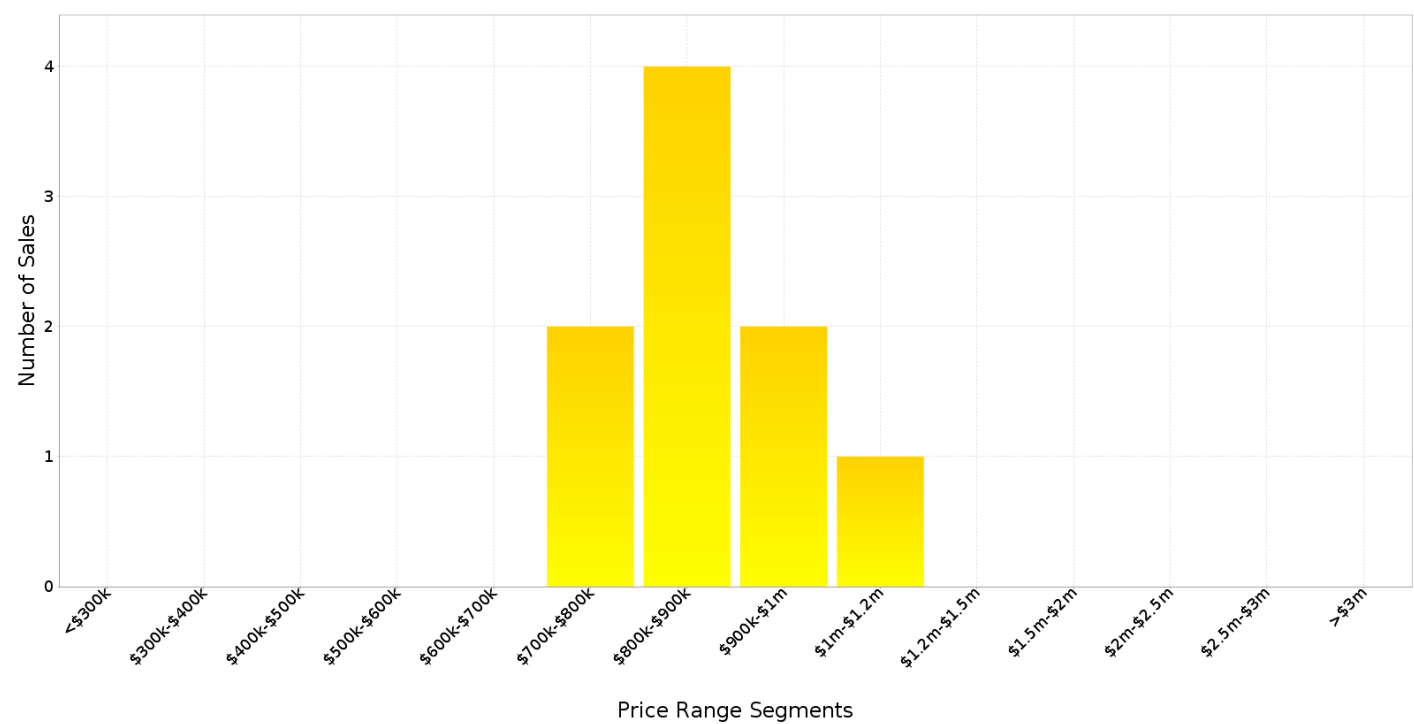
Based on 11 recorded House sales compared over the last two rolling 12 month periods



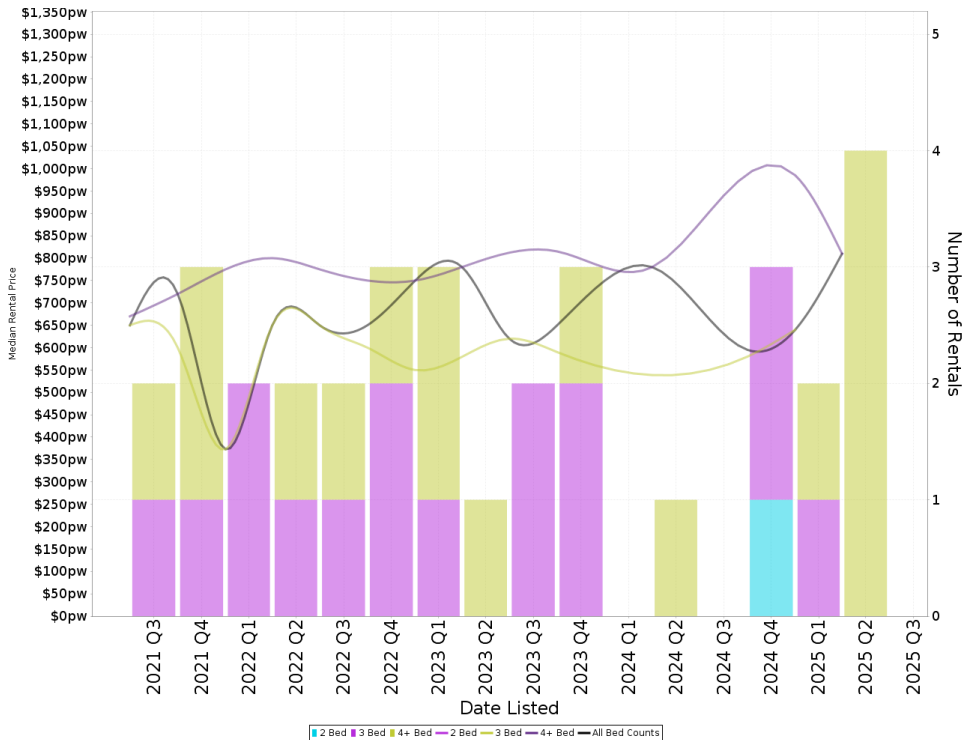
## JACKA - Peak Selling Periods (3 years)



## JACKA - Price Range Segments (12 months)



## Median Weekly Rents (Houses)



### Suburb Sale Price Growth

**-7.3%**

Current Median Price: \$857,500  
Previous Median Price: \$925,000

Based on 11 registered House sales compared over the last two rolling 12 month periods.

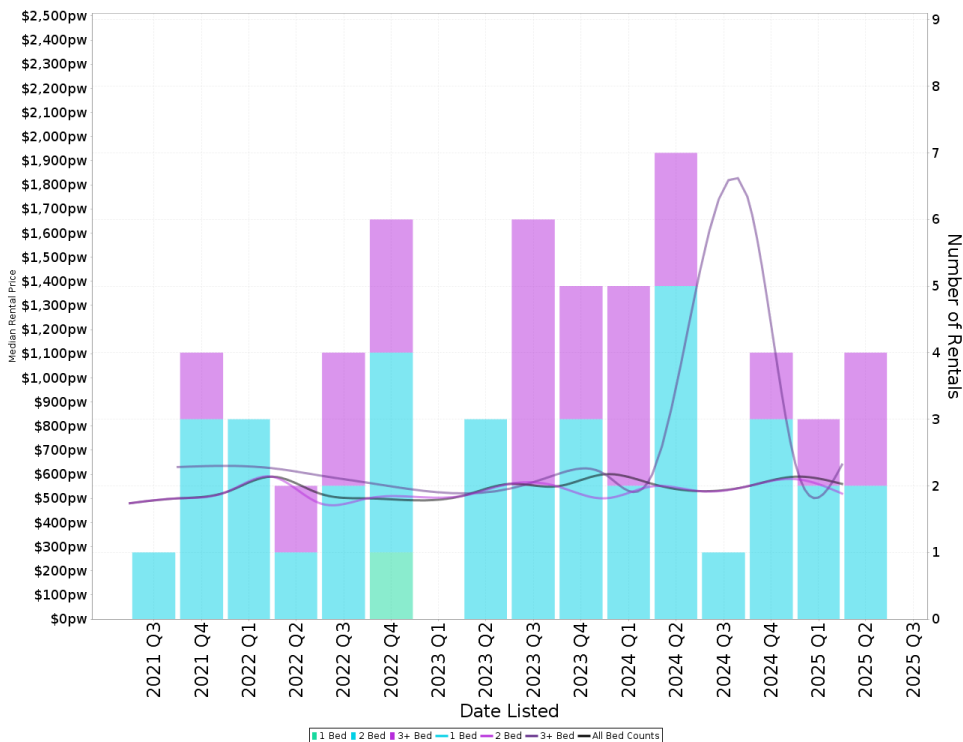
### Suburb Rental Yield

**+4.9%**

Current Median Price: \$857,500  
Current Median Rent: \$810

Based on 9 registered House rentals compared over the last 12 months.

## Median Weekly Rents (Units)



### Suburb Sale Price Growth

**-12.5%**

Current Median Price: \$582,550  
Previous Median Price: \$665,500

Based on 24 registered Unit sales compared over the last two rolling 12 month periods.

### Suburb Rental Yield

**+5.0%**

Current Median Price: \$582,550  
Current Median Rent: \$560

Based on 12 registered Unit rentals compared over the last 12 months.

# JACKA - Recently Sold Properties

Median Sale Price

**\$858k**

Based on 8 recorded House sales within the last 12 months (Financial Year 2025)

Based on a rolling 12 month period and may differ from calendar year statistics

Suburb Growth

**-7.3%**

Current Median Price: \$857,500  
Previous Median Price: \$925,000

Based on 11 recorded House sales compared over the last two rolling 12 month periods


# Sold Properties

**8**

Based on recorded House sales within the 12 months (Financial Year 2025)

Based on a rolling 12 month period and may differ from calendar year statistics

21 OUAIDA ST



255 RODEN CUTLER DR



253 RODEN CUTLER DR



259 RODEN CUTLER DR



9/4 LAWRENSON CCT



# JACKA - Properties For Rent

## Median Rental Price

# \$810 /w

Based on 9 recorded House rentals within the last 12 months (Financial Year 2025)

Based on a rolling 12 month period and may differ from calendar year statistics

## Rental Yield

# +4.9%

Current Median Price: \$857,500  
Current Median Rent: \$810

Based on 8 recorded House sales and 9 House rentals compared over the last 12 months

## Number of Rentals

# 9

Based on recorded House rentals within the last 12 months (Financial Year 2025)

Based on a rolling 12 month period and may differ from calendar year statistics

