

RayWhite.

Suburb flyover report

PHILLIP (UNIT)

PREPARED BY: CUSTOMER CARE VA , RAY WHITE CANBERRA



PHILLIP - Suburb Map



PHILLIP - Sales Statistics (Units)

Year	# Sales	Median	Growth	Low	High
2006	123	\$ 302,000	0.0 %	\$ 165,000	\$ 595,000
2007	107	\$ 330,000	9.3 %	\$ 220,000	\$ 1,550,000
2008	80	\$ 349,500	5.9 %	\$ 155,000	\$ 575,000
2009	248	\$ 344,950	-1.3 %	\$ 175,000	\$ 590,000
2010	67	\$ 402,500	16.7 %	\$ 310,000	\$ 920,000
2011	55	\$ 430,000	6.8 %	\$ 287,500	\$ 580,000
2012	93	\$ 390,000	-9.3 %	\$ 4,250	\$ 800,000
2013	66	\$ 361,500	-7.3 %	\$ 267,500	\$ 700,000
2014	63	\$ 375,000	3.7 %	\$ 150,000	\$ 1,400,000
2015	54	\$ 397,750	6.1 %	\$ 245,000	\$ 795,000
2016	88	\$ 376,500	-5.3 %	\$ 235,000	\$ 665,000
2017	164	\$ 458,750	21.8 %	\$ 210,000	\$ 1,166,000
2018	281	\$ 439,900	-4.1 %	\$ 137,500	\$ 1,415,678
2019	288	\$ 451,950	2.7 %	\$ 230,000	\$ 820,000
2020	291	\$ 460,000	1.8 %	\$ 30,371	\$ 1,450,000
2021	356	\$ 485,000	5.4 %	\$ 28,500	\$ 9,895,000
2022	171	\$ 530,000	9.3 %	\$ 211,000	\$ 8,300,000
2023	143	\$ 600,000	13.2 %	\$ 77,000	\$ 9,550,000
2024	45	\$ 590,000	-1.7 %	\$ 200,000	\$ 900,000

Median Sale Price
\$600k

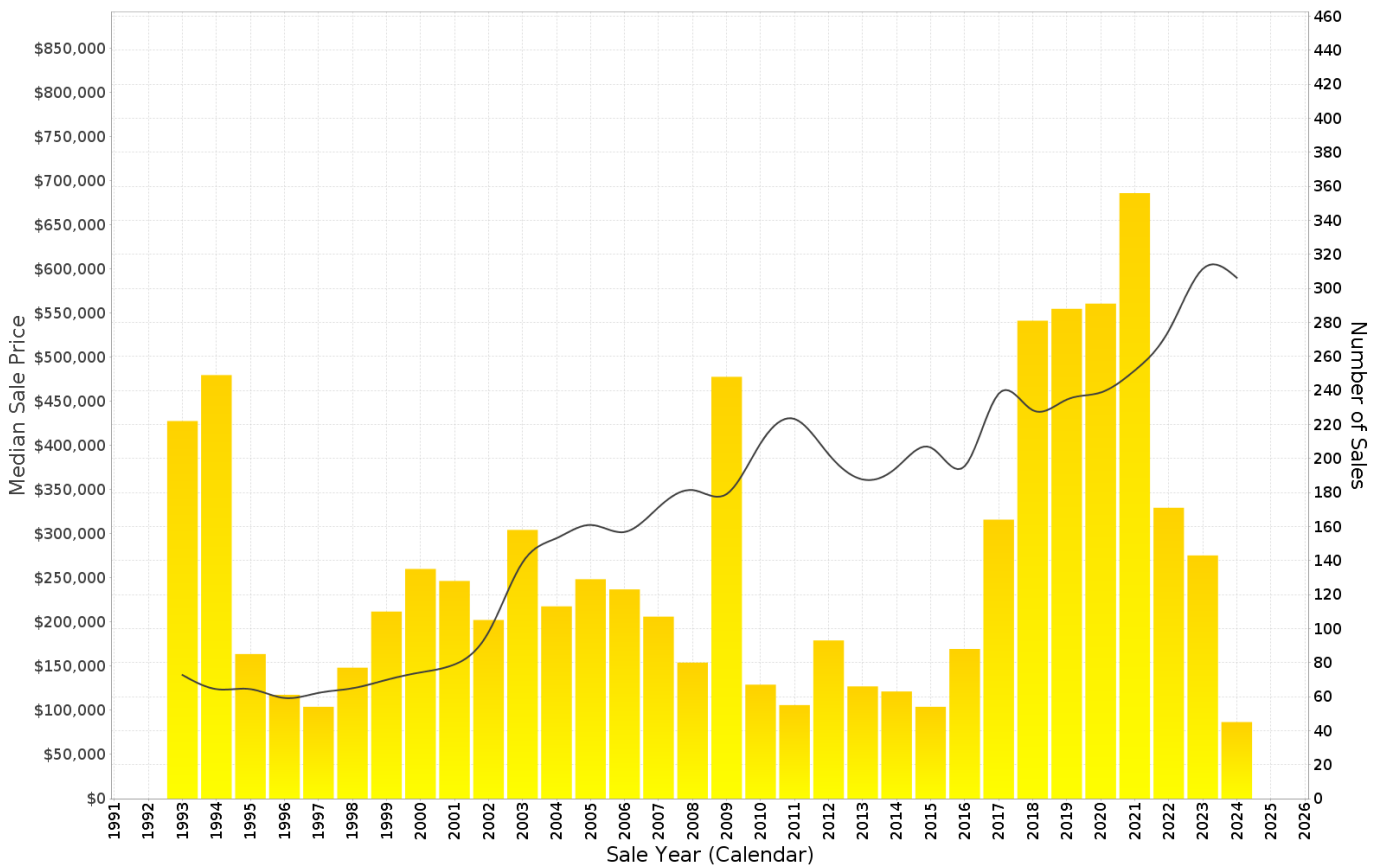
Based on 113 recorded Unit sales within the last 12 months (Financial Year 2024)

Based on a rolling 12 month period and may differ from calendar year statistics

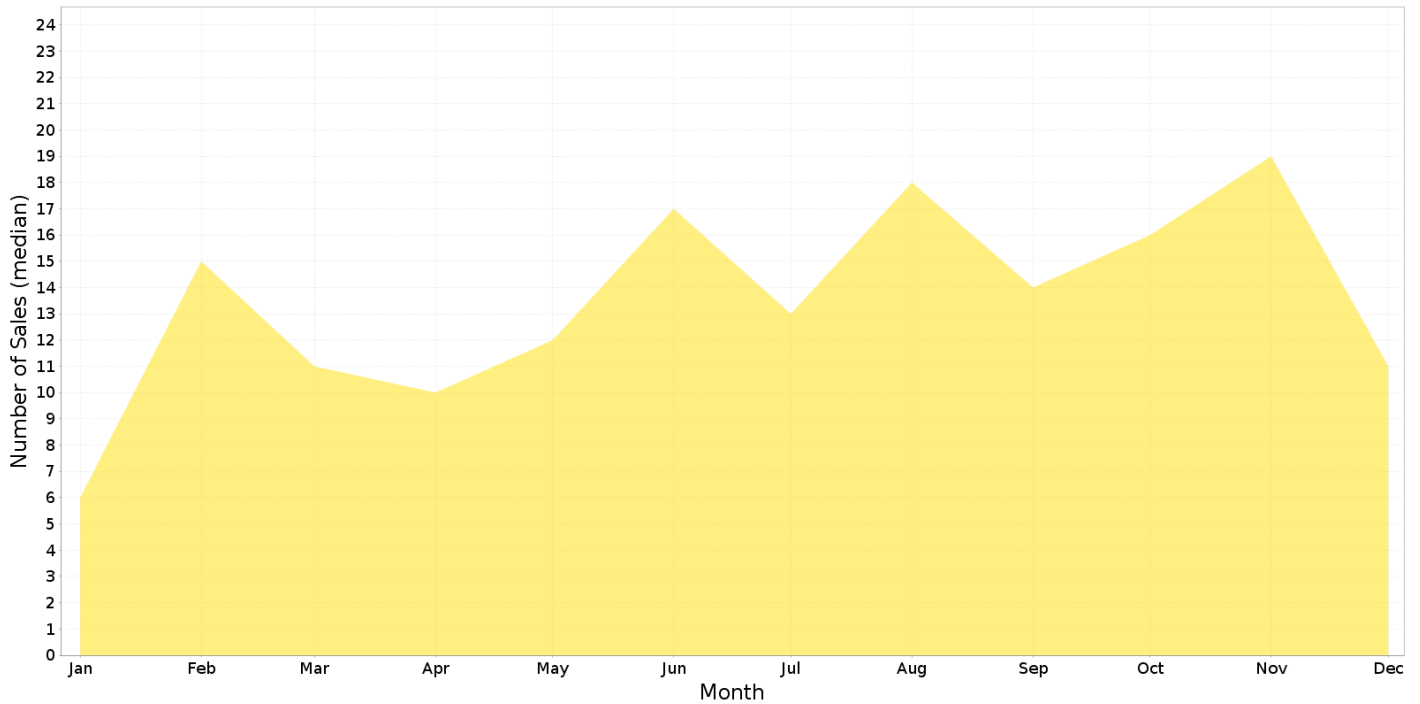
Suburb Growth
+2.9%

Current Median Price: \$600,000
Previous Median Price: \$583,000

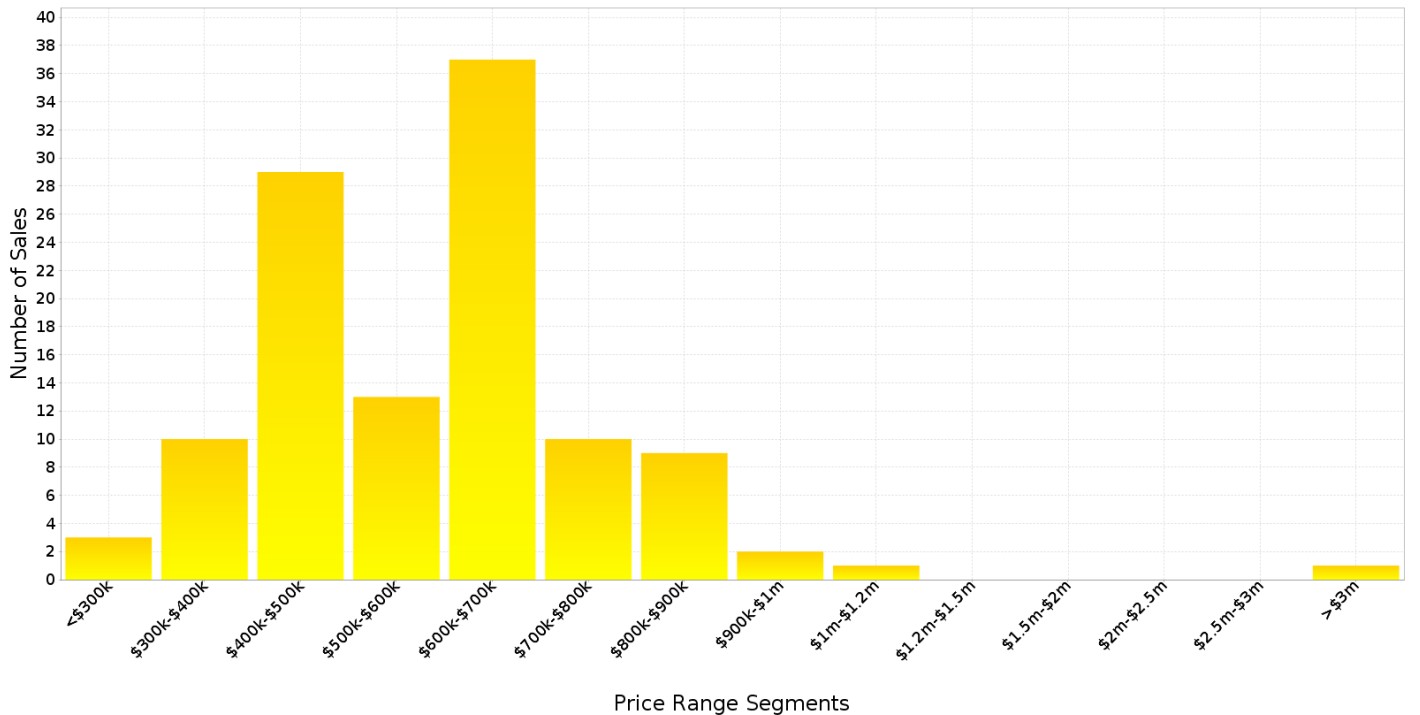
Based on 277 recorded Unit sales compared over the last two rolling 12 month periods



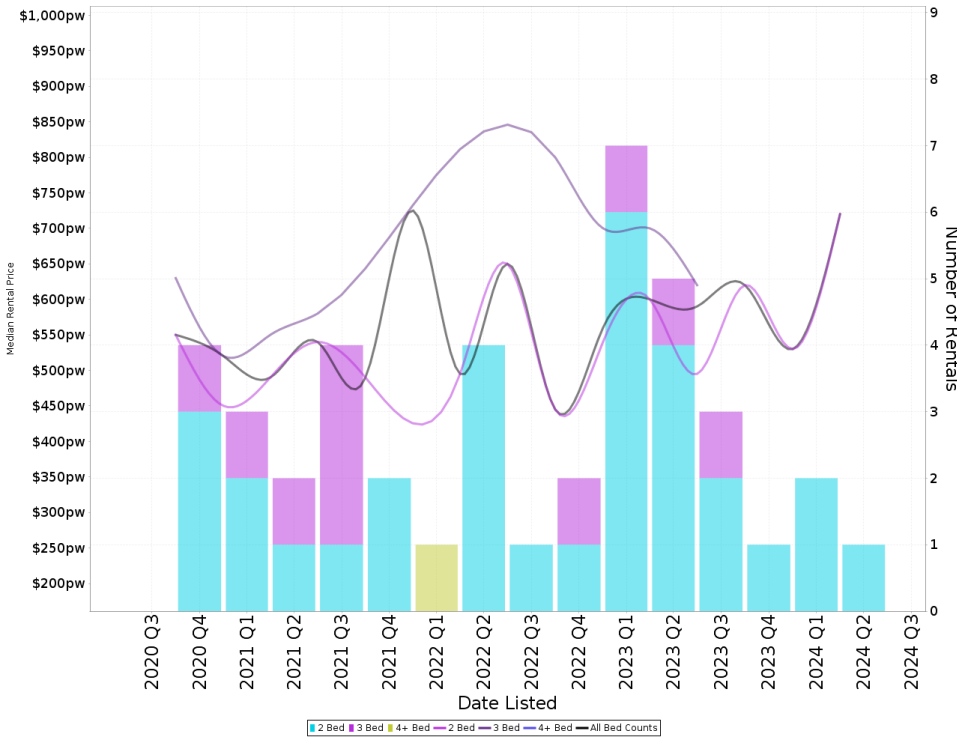
PHILLIP - Peak Selling Periods (3 years)



PHILLIP - Price Range Segments (12 months)



Median Weekly Rents (Houses)



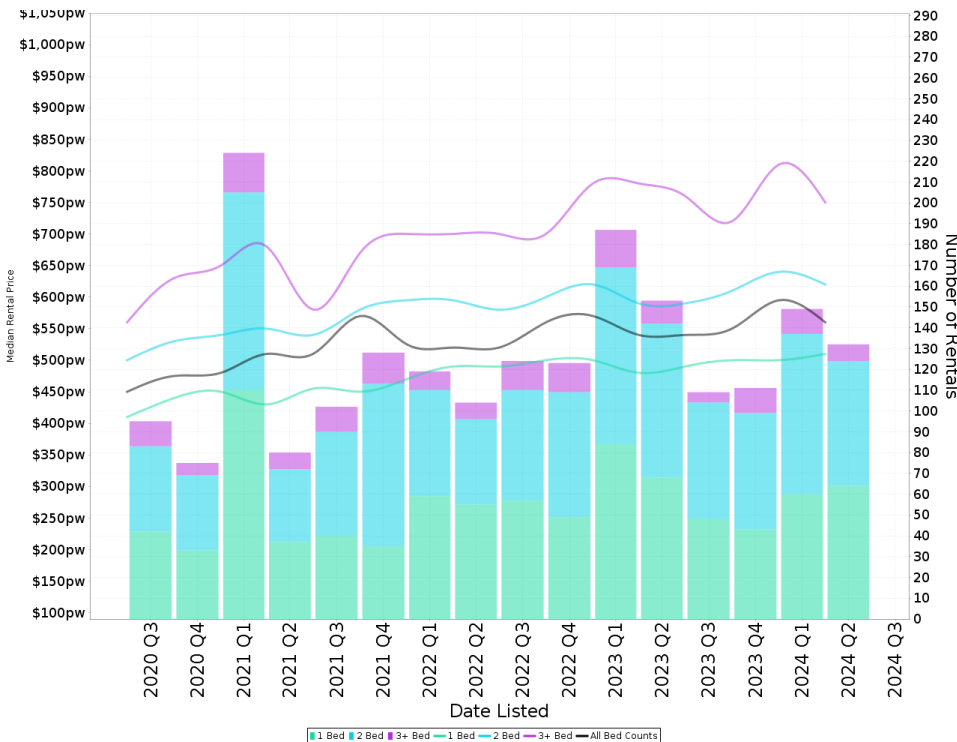
Suburb Sale Price Growth

N/A

Suburb Rental Yield

N/A

Median Weekly Rents (Units)



Suburb Sale Price Growth

+2.9%

Current Median Price: \$600,000
Previous Median Price: \$583,000
Based on 277 registered Unit sales compared over the last two rolling 12 month periods.

Suburb Rental Yield

+4.9%

Current Median Price: \$600,000
Current Median Rent: \$570
Based on 501 registered Unit rentals compared over the last 12 months.

PHILLIP - Recently Sold Properties

Median Sale Price
\$600k

Based on 113 recorded Unit sales within the last 12 months (Financial Year 2024)

Based on a rolling 12 month period and may differ from calendar year statistics

Suburb Growth
+2.9%

Current Median Price: \$600,000
Previous Median Price: \$583,000

Based on 277 recorded Unit sales compared over the last two rolling 12 month periods

Sold Properties
113

Based on recorded Unit sales within the 12 months (Financial Year 2024)

Based on a rolling 12 month period and may differ from calendar year statistics

6/60 CALLAM ST

\$409,000

Jul 2024
112 Days

8,023 m² 1 1 1

178/15 MOWER PL

\$449,000

Jul 2024
29 Days

1 1 1

2/23 MANSFIELD PL

\$620,000

Jul 2024
27 Days

2,688 m² 2 1 1

1908/49 FURZER ST

\$398,000

Jul 2024
112 Days

1 1 1

125/11 IRVING ST

\$588,000

Jul 2024
137 Days

4,018 m² 2 2 2

220/20- BYRON CRT

\$368,000

Jun 2024
N/A

1 1 -

220/20 BYRON CRT

\$368,000

Jun 2024
26 Days

3.5 ha 1 1 1

91/7 IRVING ST

\$630,000

Jul 2024
130 Days

7,059 m² 2 2 2

14/11 IRVING ST

\$560,000

Jun 2024
33 Days

4,018 m² 2 2 1

8/15 MOWER PL

\$526,000

Jun 2024
44 Days

1.65 ha 🏠 2 🚗 1 🚗 2

5 ENGLISH CT

\$748,000

Jun 2024
N/A

🏠 3 🚗 2 🚗 2

64/11 IRVING ST

\$540,000

Jun 2024
47 Days

4,018 m² 🏠 1 🚗 1 🚗 1

59/9 IRVING ST

\$640,000

Jun 2024
19 Days

3,686 m² 🏠 2 🚗 2 🚗 2

26/98 CORINNA ST

\$640,000

May 2024
14 Days

8,023 m² 🏠 2 🚗 2 🚗 1

302/7 IRVING ST

\$427,000

May 2024
29 Days

7,059 m² 🏠 1 🚗 1 🚗 1

77/12 ALBERMARLE CRT

\$380,000

May 2024
N/A

3.5 ha 🏠 - 🚗 - 🚗 -

44/12- ALBERMARLE PL

\$380,000

May 2024
N/A

🏠 1 🚗 1 🚗 1

45/9 IRVING ST

\$475,000

May 2024
N/A

3,686 m² 🏠 1 🚗 1 🚗 1

2212/15 BOWES ST

\$422,000

May 2024
28 Days

🏠 1 🚗 1 🚗 1

BUILDING IVY, 279/15 IRVING ST

\$940,000

May 2024
23 Days

9,680 m² 🏠 3 🚗 2 🚗 2

72/98 CORINNA ST

\$427,000

May 2024
N/A

8,023 m² 🏠 1 🚗 1 🚗 1

PHILLIP - Properties For Rent

Median Rental Price

\$570 /w

Based on 501 recorded Unit rentals within the last 12 months (Financial Year 2024)

Based on a rolling 12 month period and may differ from calendar year statistics

Rental Yield

+4.9%

Current Median Price: \$600,000
Current Median Rent: \$570

Based on 113 recorded Unit sales and 501 Unit rentals compared over the last 12 months

Number of Rentals

501

Based on recorded Unit rentals within the last 12 months (Financial Year 2024)

Based on a rolling 12 month period and may differ from calendar year statistics

2 beds, 2/11 Launceston Street

\$650 per week

Jul 2024 6 Days

2 Beds 2 Baths 0 Car

2 beds 2/11 LAUNCESTON STREET

\$650 per week

Jul 2024 6 Days

2 Beds 2 Baths 2 Car

1 BEDROOM/11- Launceston Street

\$510 per week

Jul 2024 6 Days

1 Bed 1 Bath 0 Car

2 bed, 1 c/11 Launceston Street

\$620 per week

Jul 2024 6 Days

2 Beds 2 Baths 0 Car

1 BEDROOM/6- Furzer Street

\$510 per week

Jul 2024 6 Days

1 Bed 1 Bath 0 Car

2 bed 1 c/11 LAUNCESTON STREET

\$620 per week

Jul 2024 6 Days

2 Beds 2 Baths 1 Car

1 bedroom/6 FURZER STREET

\$510 per week

1.02 ha

Jul 2024 6 Days

1 Bed 1 Bath 1 Car

1 bedroom/11 LAUNCESTON STREET

\$510 per week

Jul 2024 6 Days

1 Bed 1 Bath 1 Car

2 bed, 1 c/6 Furzer Street

\$620 per week

Jul 2024 6 Days

2 Beds 2 Baths 0 Car

2 bed, 2 c/6 Furzer Street

\$650 per week

Jul 2024 6 Days

2 2 -

1 BEDROOM/2- Furzer Street

\$510 per week

Jul 2024 6 Days

1 1 -

2 bed, 1/2 Furzer Street

\$620 per week

Jul 2024 6 Days

2 2 -

1 + study/2 Furzer Street

\$530 per week

Jul 2024 6 Days

1.02 ha 1 1 1

2 bed 1/2 FURZER STREET

\$620 per week

Jul 2024 6 Days

2 2 1

2 bed 1 c/6 FURZER STREET

\$620 per week

Jul 2024 6 Days

2 2 1

2 bed 2 c/6 FURZER STREET

\$650 per week

Jul 2024 6 Days

2 2 2

1 bedroom/2 FURZER STREET

\$510 per week

Jul 2024 6 Days

1.02 ha 1 1 1

6/38 BOOTLE PLACE

\$530.00 per

CIVIUM PROPERTY GRO

COMING SOON

Jul 2024 7 Days

3,468 m² 2 1 1

6 Furzer Street

\$530 per week

Jul 2024 8 Days

1.02 ha 1 1 1

503/6 FURZER STREET

\$490

Jul 2024 8 Days

1.02 ha 1 1 1

15 BOWES STREET

\$620 per week

Jul 2024 8 Days

11 m² 2 2 2