

RayWhite.

Suburb flyover report

REID (HOUSE)

PREPARED BY: CUSTOMER CARE VA , RAY WHITE CANBERRA



REID - Suburb Map



REID - Sales Statistics (Houses)

Year	# Sales	Median	Growth	Low	High
2006	8	\$ 966,500	0.0 %	\$ 583,000	\$ 1,105,000
2007	17	\$ 960,000	-0.7 %	\$ 675,000	\$ 1,760,000
2008	10	\$ 925,000	-3.6 %	\$ 675,000	\$ 1,290,000
2009	8	\$ 1,112,500	20.3 %	\$ 660,000	\$ 1,450,000
2010	11	\$ 1,225,000	10.1 %	\$ 820,000	\$ 1,800,000
2011	8	\$ 1,138,000	-7.1 %	\$ 741,000	\$ 1,430,000
2012	4	\$ 919,500	-19.2 %	\$ 845,000	\$ 1,110,000
2013	6	\$ 1,045,000	13.6 %	\$ 726,666	\$ 1,520,000
2014	12	\$ 1,117,500	6.9 %	\$ 743,000	\$ 1,900,000
2015	9	\$ 1,100,000	-1.6 %	\$ 990,000	\$ 1,900,000
2016	13	\$ 1,445,000	31.4 %	\$ 902,000	\$ 2,300,000
2017	18	\$ 1,502,500	4.0 %	\$ 1,015,000	\$ 2,000,000
2018	9	\$ 1,500,000	-0.2 %	\$ 534,900	\$ 1,885,000
2019	8	\$ 1,471,000	-1.9 %	\$ 1,300,000	\$ 2,500,000
2020	16	\$ 1,885,000	28.1 %	\$ 700,000	\$ 25,000,000
2021	8	\$ 2,175,000	15.4 %	\$ 1,705,000	\$ 3,500,000
2022	13	\$ 2,500,000	14.9 %	\$ 1,470,000	\$ 4,000,000
2023	11	\$ 2,100,000	-16.0 %	\$ 1,350,000	\$ 3,000,000
2024	2	\$ 3,150,000	50.0 %	\$ 2,800,000	\$ 3,500,000

Median Sale Price

\$2.42m

Based on 10 recorded House sales within the last 12 months (Financial Year 2024)

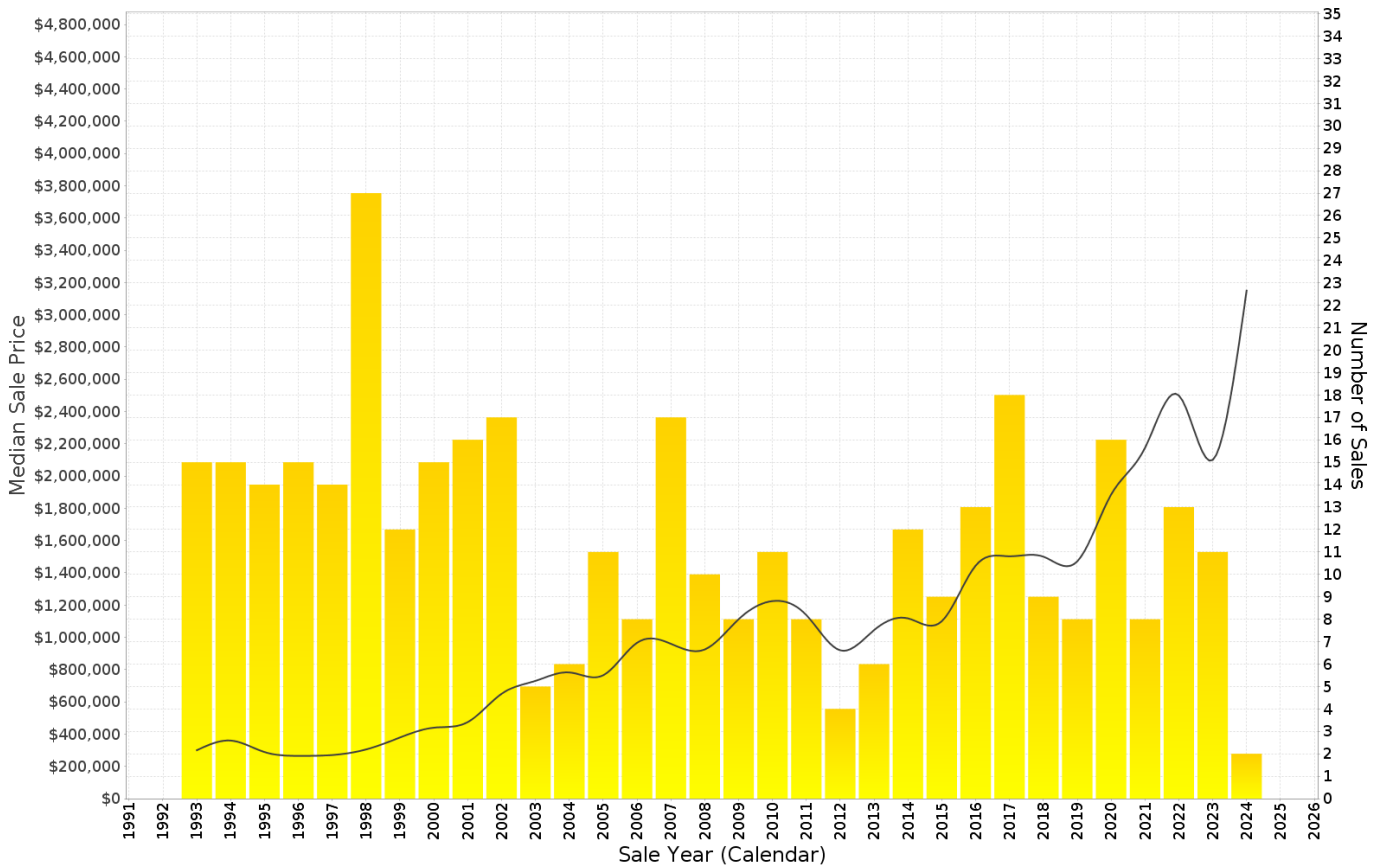
Based on a rolling 12 month period and may differ from calendar year statistics

Suburb Growth

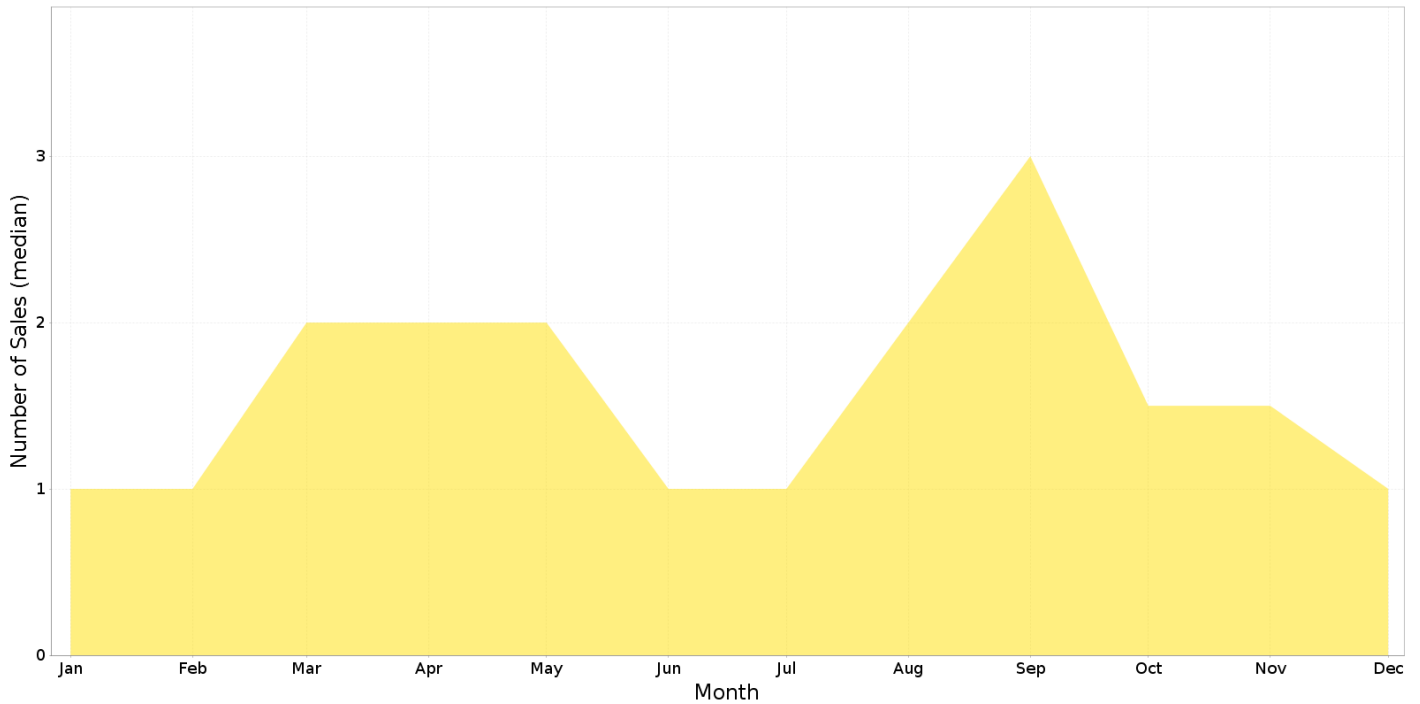
-6.7%

Current Median Price: \$2,425,000
Previous Median Price: \$2,600,000

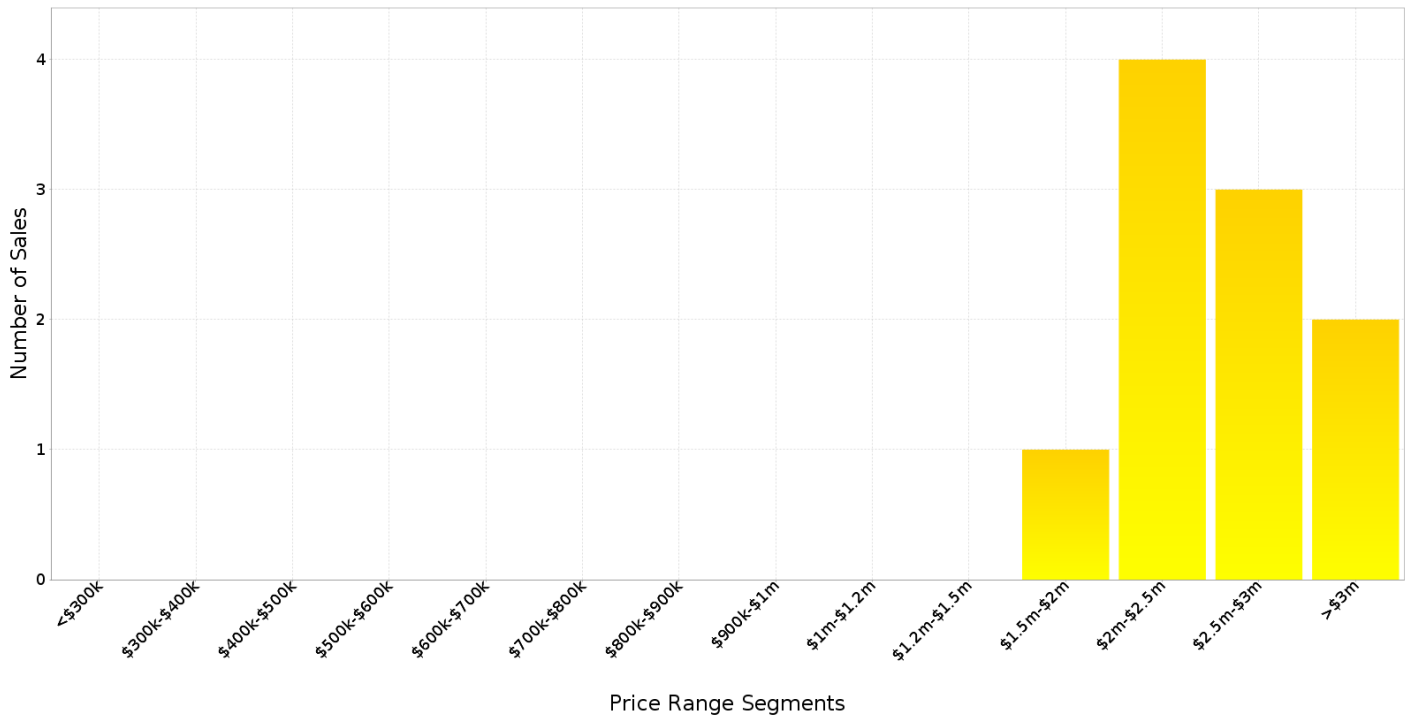
Based on 20 recorded House sales compared over the last two rolling 12 month periods



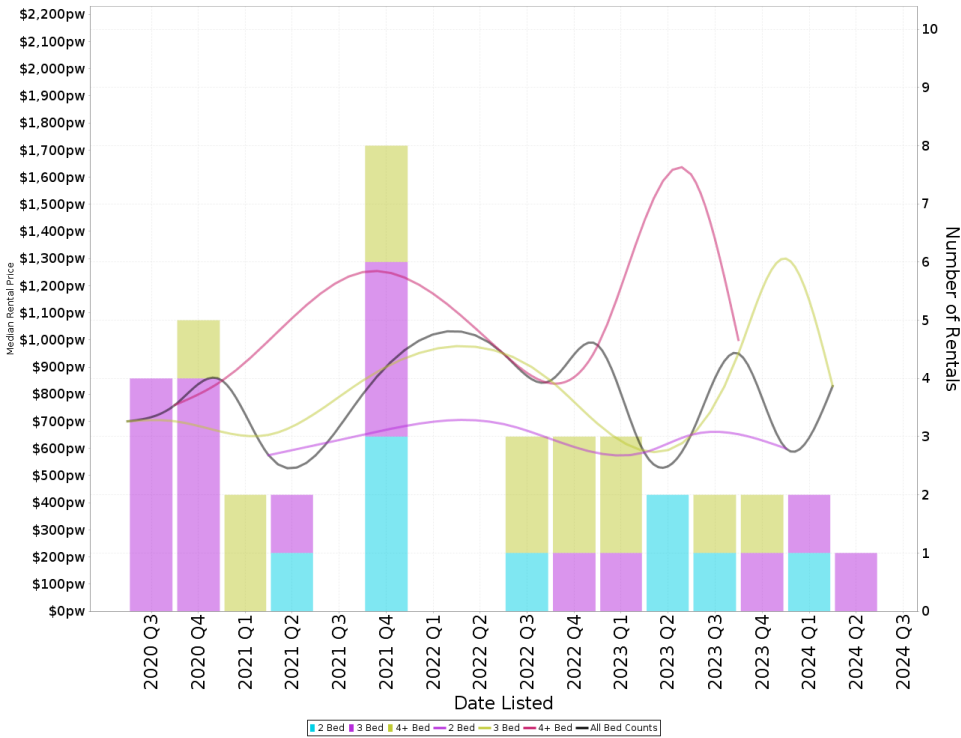
REID - Peak Selling Periods (3 years)



REID - Price Range Segments (12 months)



Median Weekly Rents (Houses)



Suburb Sale Price Growth

-6.7%

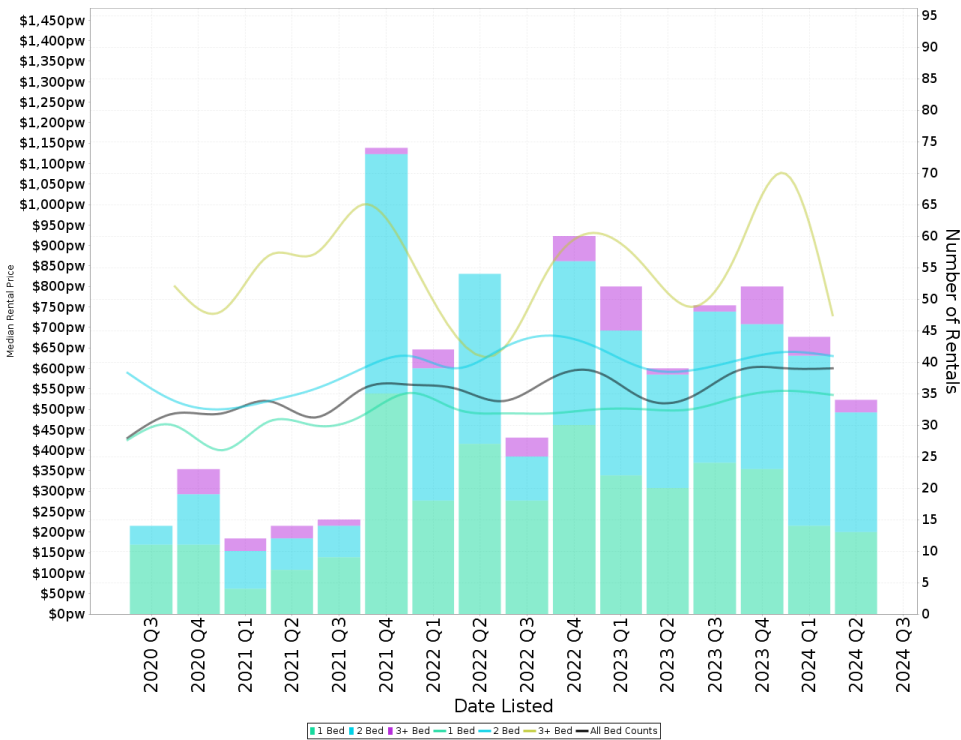
Current Median Price: \$2,425,000
Previous Median Price: \$2,600,000
Based on 20 registered House sales compared over the last two rolling 12 month periods.

Suburb Rental Yield

+2.0%

Current Median Price: \$2,425,000
Current Median Rent: \$950
Based on 7 registered House rentals compared over the last 12 months.

Median Weekly Rents (Units)



Suburb Sale Price Growth

-6.8%

Current Median Price: \$512,500
Previous Median Price: \$550,000
Based on 100 registered Unit sales compared over the last two rolling 12 month periods.

Suburb Rental Yield

+6.0%

Current Median Price: \$512,500
Current Median Rent: \$590
Based on 179 registered Unit rentals compared over the last 12 months.

REID - Recently Sold Properties

Median Sale Price

\$2.42m

Based on 10 recorded House sales within the last 12 months (Financial Year 2024)

Based on a rolling 12 month period and may differ from calendar year statistics

Suburb Growth

-6.7%

Current Median Price: \$2,425,000
Previous Median Price: \$2,600,000

Based on 20 recorded House sales compared over the last two rolling 12 month periods

Sold Properties

10

Based on recorded House sales within the 12 months (Financial Year 2024)

Based on a rolling 12 month period and may differ from calendar year statistics

14 AMAROO ST



\$1,650,000

Sold May 2024
24 Days

696 m² 4 2 1

56 EUREE ST



\$2,800,000

Sold Feb 2024
206 Days

1,247 m² 4 2 3

43 ANZAC PARK



\$3,500,000

Sold Jan 2024
N/A

1,077 m² 4 1 2