

RayWhite.

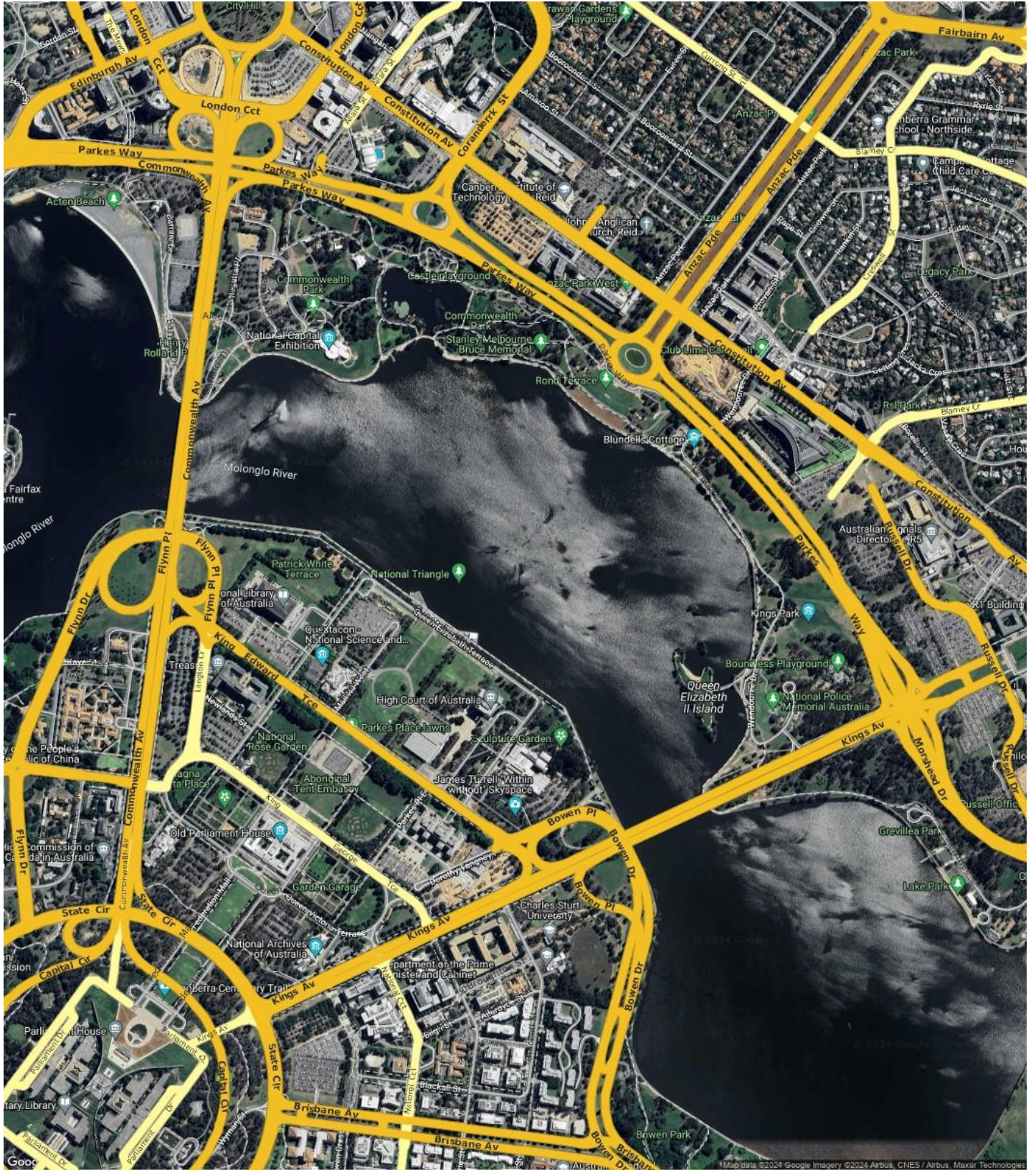
Suburb flyover report

PARKES (UNIT)

PREPARED BY: CUSTOMER CARE VA , RAY WHITE CANBERRA



PARKES - Suburb Map



PARKES - Sales Statistics (Units)

Year	# Sales	Median	Growth	Low	High
2019	7	\$ 470,000	0.0 %	\$ 450,000	\$ 1,800,000
2020	89	\$ 490,000	4.3 %	\$ 430,000	\$ 2,750,000
2021	112	\$ 760,000	55.1 %	\$ 450,000	\$ 1,975,000
2022	54	\$ 949,250	24.9 %	\$ 445,000	\$ 3,080,000
2023	8	\$ 1,380,000	45.4 %	\$ 565,000	\$ 3,500,000
2024	13	\$ 865,000	-37.3 %	\$ 587,000	\$ 3,000,000

Median Sale Price

\$888k

Based on 20 recorded Unit sales within the last 12 months (Financial Year 2024)

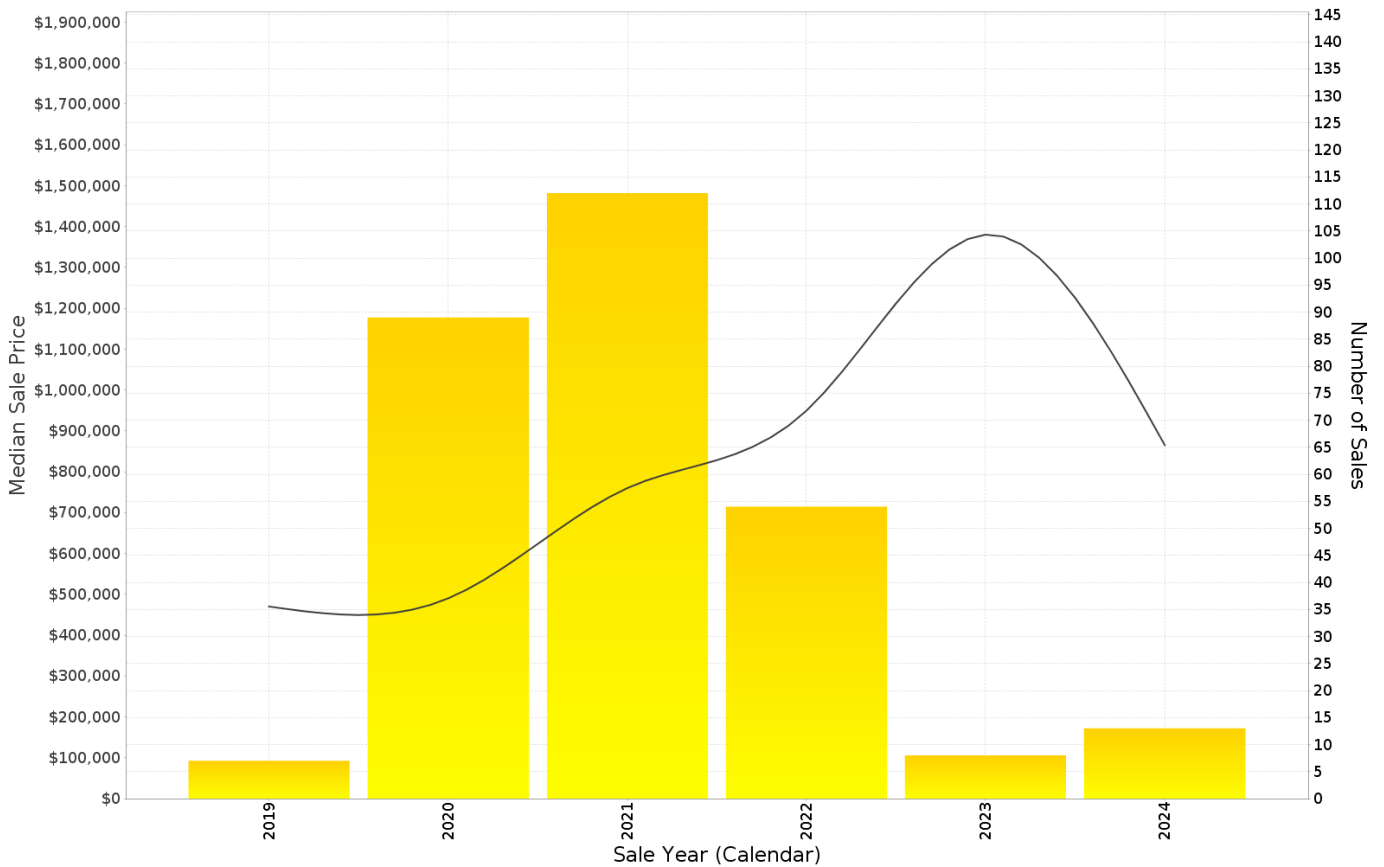
Based on a rolling 12 month period and may differ from calendar year statistics

Suburb Growth

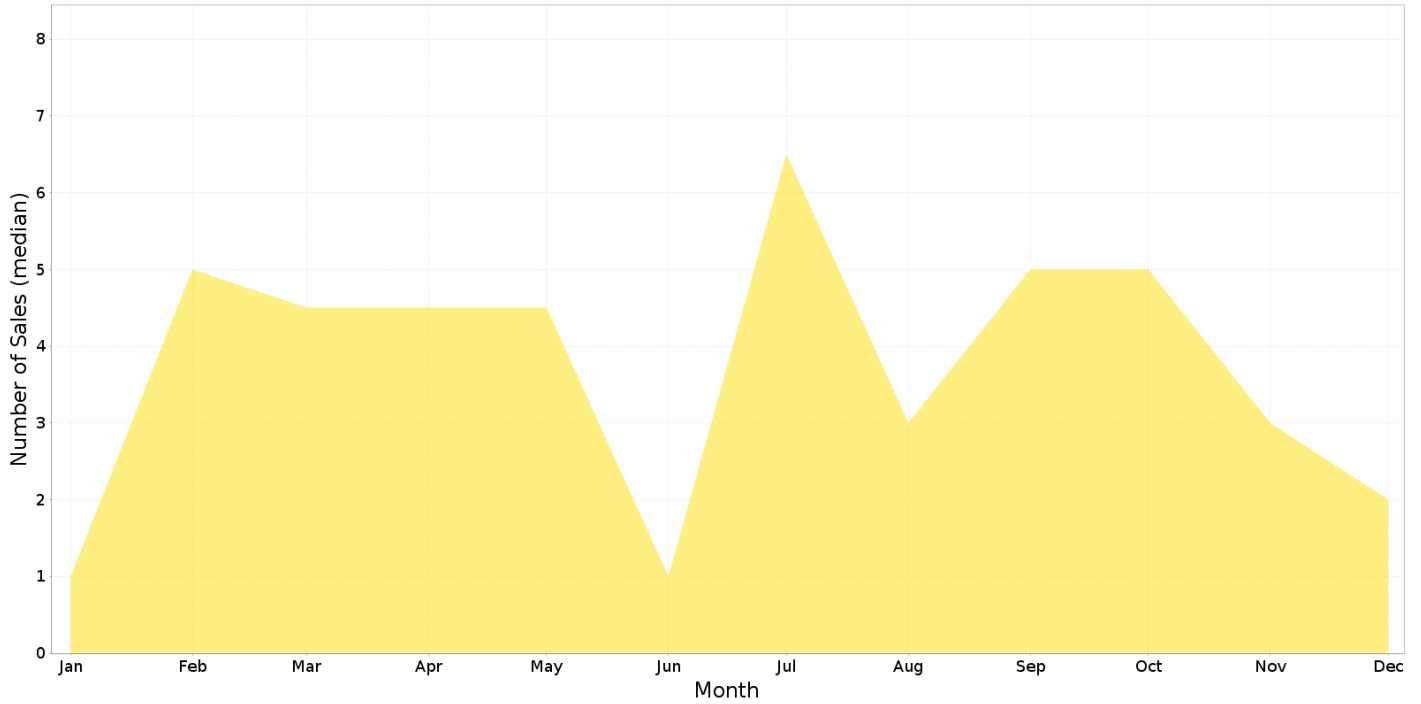
+16.8%

Current Median Price: \$887,500
Previous Median Price: \$760,000

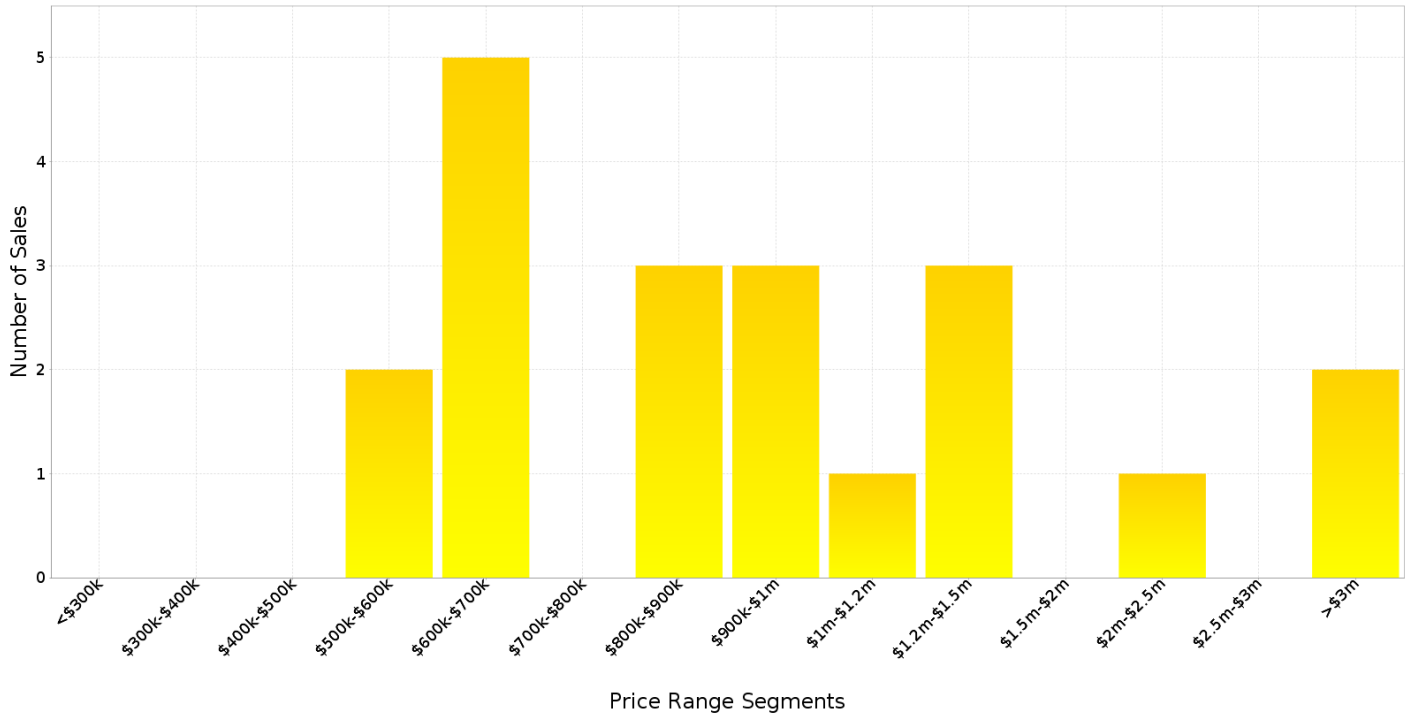
Based on 41 recorded Unit sales compared over the last two rolling 12 month periods



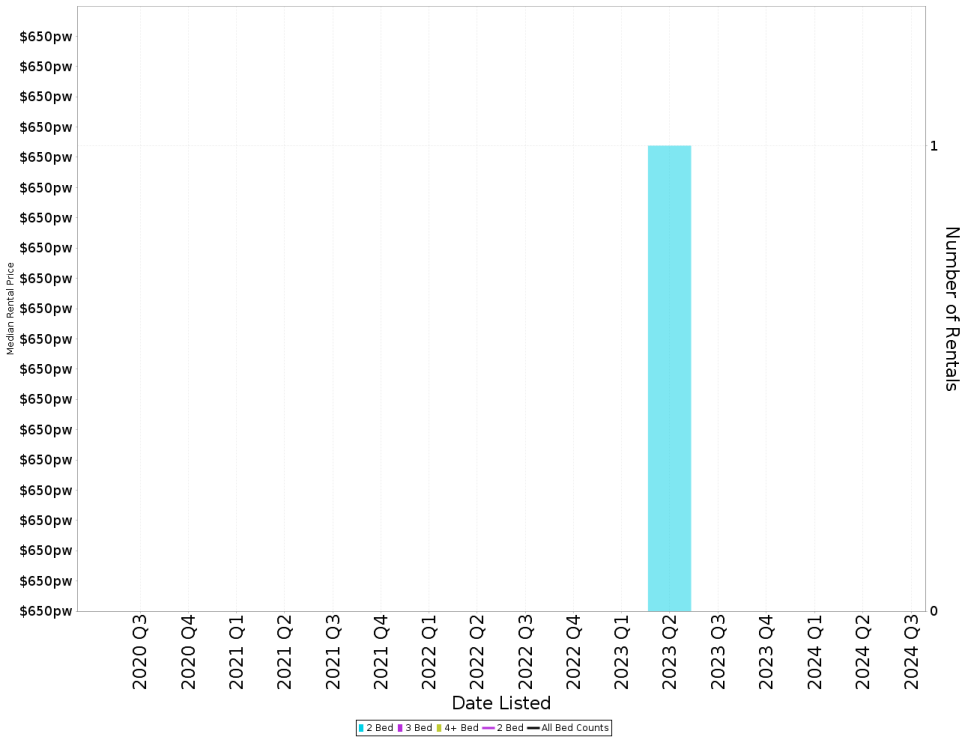
PARKES - Peak Selling Periods (3 years)



PARKES - Price Range Segments (12 months)



Median Weekly Rents (Houses)



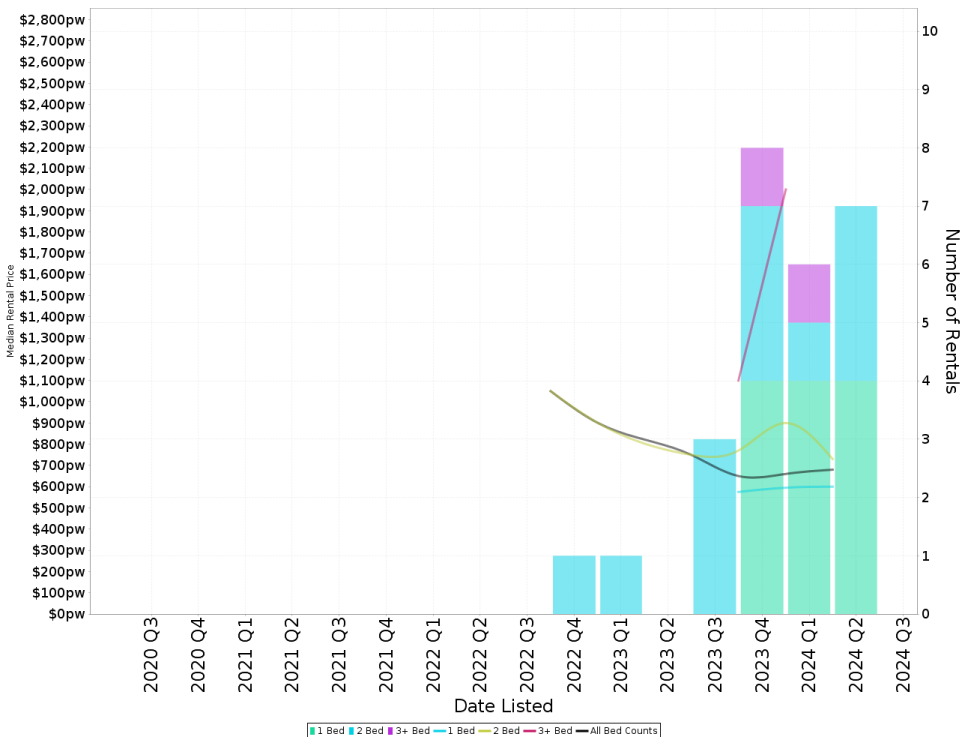
Suburb Sale Price Growth

N/A

Suburb Rental Yield

N/A

Median Weekly Rents (Units)



Suburb Sale Price Growth

+16.8%

Current Median Price: \$887,500
Previous Median Price: \$760,000
Based on 41 registered Unit sales compared over the last two rolling 12 month periods.

Suburb Rental Yield

+4.0%

Current Median Price: \$887,500
Current Median Rent: \$690
Based on 24 registered Unit rentals compared over the last 12 months.

PARKES - Recently Sold Properties

Median Sale Price

\$888k

Based on 20 recorded Unit sales within the last 12 months (Financial Year 2024)

Based on a rolling 12 month period and may differ from calendar year statistics

Suburb Growth

+16.8%

Current Median Price: \$887,500
Previous Median Price: \$760,000

Based on 41 recorded Unit sales compared over the last two rolling 12 month periods


Sold Properties

20

Based on recorded Unit sales within the 12 months (Financial Year 2024)

Based on a rolling 12 month period and may differ from calendar year statistics

79/44 CONSTITUTION AVE



\$1,055,000

1.21 ha 2 2 2

Jul 2024 31 Days

222/44 CONSTITUTION AVE



\$970,000

1.21 ha - - -

May 2024 N/A

25/44 CONSTITUTION AVE




\$845,000

1.21 ha 2 2 1

Apr 2024 N/A

197/44 CONSTITUTION AVE



\$828,000

1.21 ha 2 2 1

Apr 2024 24 Days

240/44 CONSTITUTION AVE




\$850,000

1.21 ha - - -

Apr 2024 N/A

95/44 CONSTITUTION AVE




\$1,045,000

1.21 ha 2 2 2

Apr 2024 39 Days

219/44 CONSTITUTION AVE




\$865,000

1.21 ha 2 2 2

Mar 2024 21 Days

94/44 CONSTITUTION AVE




\$620,000

1.21 ha 1 1 1

Feb 2024 19 Days

182/44 CONSTITUTION AVE



\$600,000

1.21 ha 1 1 1

Feb 2024 79 Days

44/44 CONSTITUTION AVE

\$971,000

1.21 ha

Feb 2024
N/A

1.21 ha 2 2 -

212/44 CONSTITUTION AVE

\$1,400,000

1.21 ha

Feb 2024
N/A

1.21 ha - - -

172/44 CONSTITUTION AVE

\$3,000,000

1.21 ha

Feb 2024
N/A

1.21 ha 3 4 4

168/44 CONSTITUTION AVE

\$608,000

1.21 ha

Feb 2024
2 Days

1.21 ha 1 1 1

199/44 CONSTITUTION AVE

\$910,000

1.21 ha

Feb 2024
N/A

1.21 ha 2 2 -

84/44 CONSTITUTION AVE

\$587,000

1.21 ha

Jan 2024
N/A

1.21 ha - - -

PARKES - Properties For Rent

Median Rental Price

\$690 /w

Based on 24 recorded Unit rentals within the last 12 months (Financial Year 2024)

Based on a rolling 12 month period and may differ from calendar year statistics

Rental Yield

+4.0%

Current Median Price: \$887,500
Current Median Rent: \$690

Based on 20 recorded Unit sales and 24 Unit rentals compared over the last 12 months

Number of Rentals

24

Based on recorded Unit rentals within the last 12 months (Financial Year 2024)

Based on a rolling 12 month period and may differ from calendar year statistics

70/44 CONSTITUTION AVENUE

\$650 per week

1.21 ha 1 1 1

Jun 2024 35 Days

70/44 Constitution Ave

\$650 per week

1.21 ha 1 1 1

Jun 2024 35 Days

117/44 Constitution Avenue

\$580 per week

1.21 ha 1 1 1

Jun 2024 35 Days

230/44 CONSTITUTION AVENUE

\$690 Per Week

1.21 ha 2 2 1

May 2024 51 Days