

**RayWhite.**

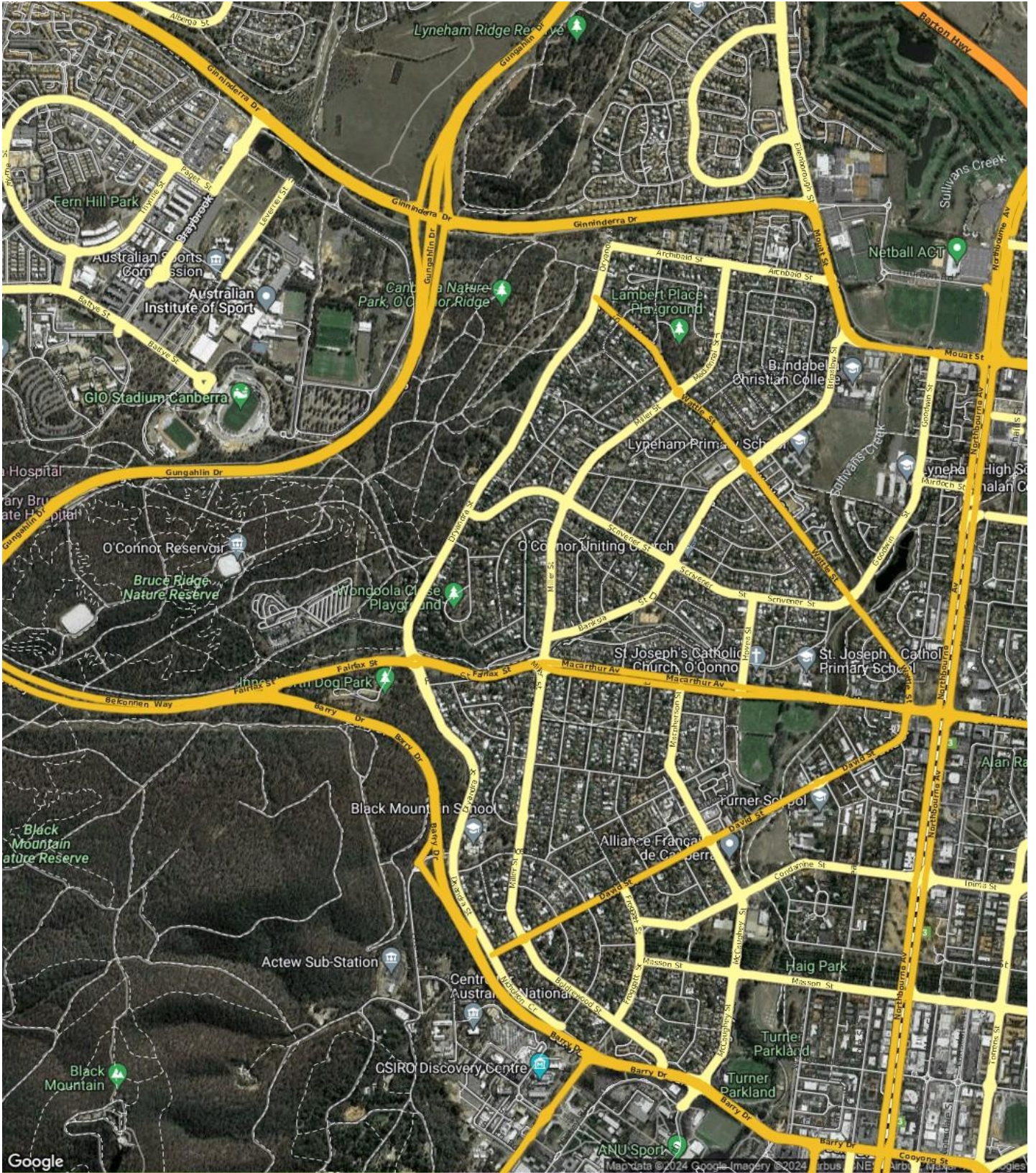
# Suburb flyover report

O'CONNOR (HOUSE)

PREPARED BY: CUSTOMER CARE VA , RAY WHITE CANBERRA



# O'CONNOR - Suburb Map



# O'CONNOR - Sales Statistics (Houses)

Year	# Sales	Median	Growth	Low	High
2006	83	\$ 488,000	0.0 %	\$ 173,334	\$ 1,250,000
2007	94	\$ 571,250	17.1 %	\$ 135,000	\$ 1,400,000
2008	76	\$ 600,000	5.0 %	\$ 365,000	\$ 1,325,000
2009	77	\$ 645,000	7.5 %	\$ 265,000	\$ 1,310,000
2010	66	\$ 765,000	18.6 %	\$ 281,250	\$ 1,850,000
2011	54	\$ 770,000	0.7 %	\$ 343,750	\$ 1,330,000
2012	57	\$ 720,000	-6.5 %	\$ 100,000	\$ 1,500,000
2013	56	\$ 750,000	4.2 %	\$ 306,000	\$ 1,295,000
2014	68	\$ 741,000	-1.2 %	\$ 12,700	\$ 1,370,000
2015	65	\$ 885,000	19.4 %	\$ 299,250	\$ 2,200,000
2016	49	\$ 945,000	6.8 %	\$ 200,000	\$ 1,950,000
2017	65	\$ 1,100,000	16.4 %	\$ 220,000	\$ 2,440,000
2018	63	\$ 1,150,000	4.5 %	\$ 438,057	\$ 2,000,000
2019	53	\$ 975,000	-15.2 %	\$ 225,000	\$ 2,000,000
2020	55	\$ 1,200,000	23.1 %	\$ 450,000	\$ 2,100,000
2021	61	\$ 1,600,000	33.3 %	\$ 700,000	\$ 3,200,000
2022	62	\$ 1,600,000	0.0 %	\$ 375,000	\$ 4,050,000
2023	60	\$ 1,450,000	-9.4 %	\$ 745,404	\$ 4,115,000
2024	7	\$ 1,875,000	29.3 %	\$ 1,150,000	\$ 2,850,000

Median Sale Price  
**\$1.45m**

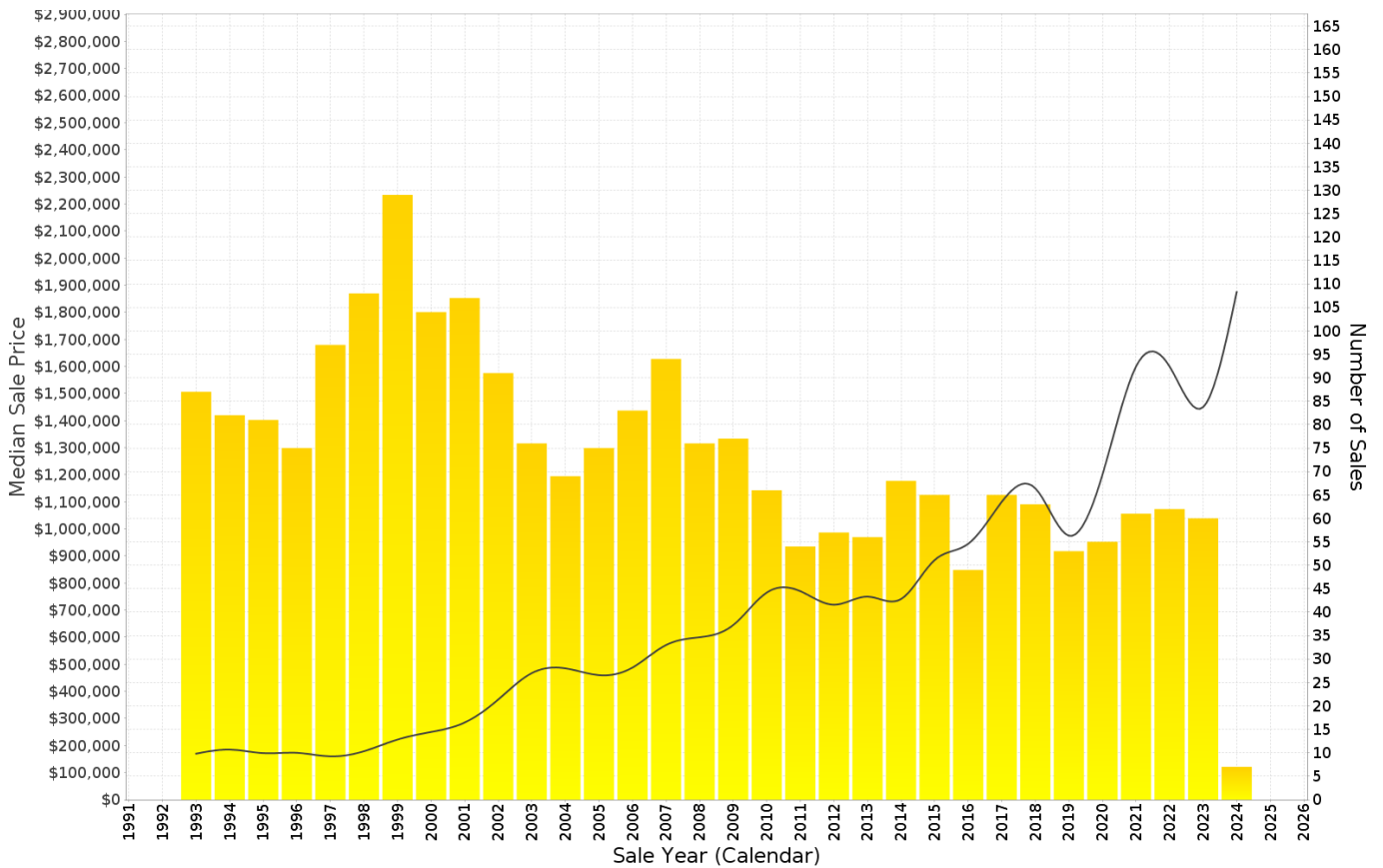
Based on 40 recorded House sales within the last 12 months (Financial Year 2024)

Based on a rolling 12 month period and may differ from calendar year statistics

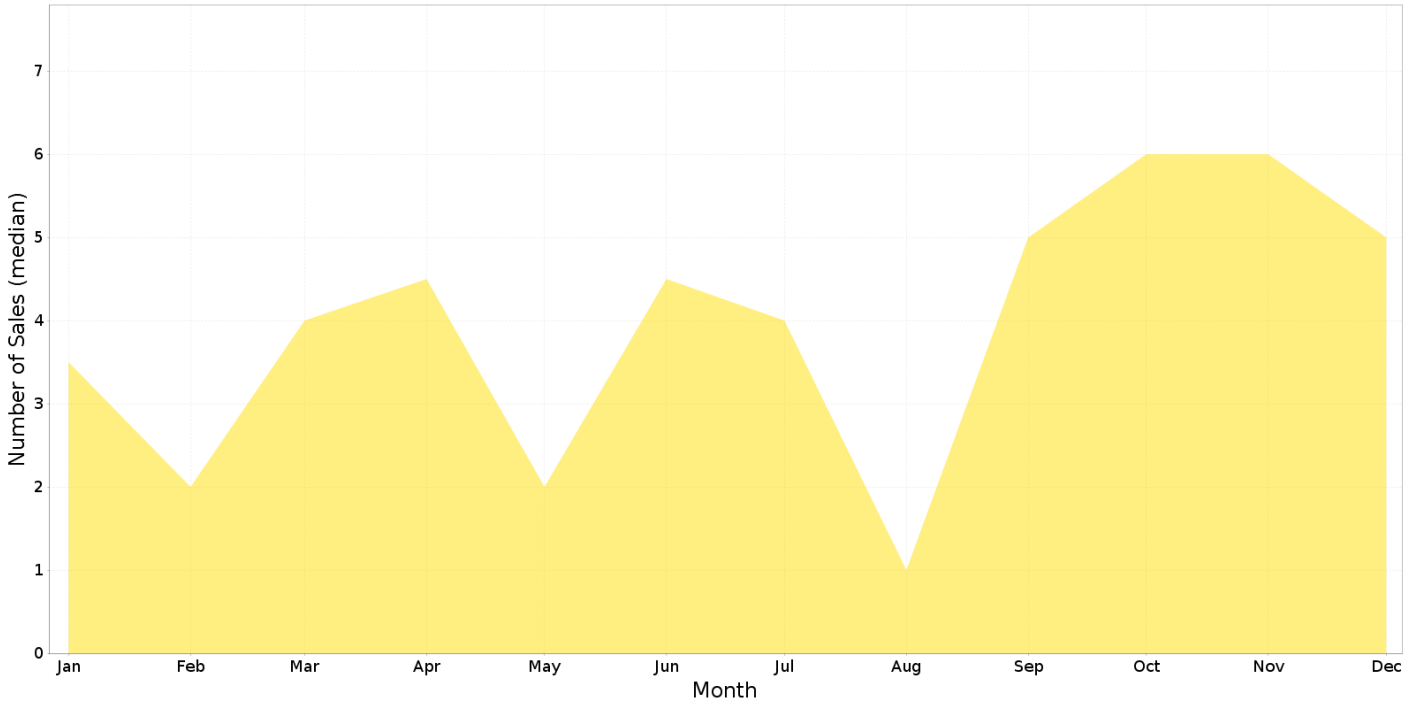
Suburb Growth  
**+2.8%**

Current Median Price: \$1,450,000  
Previous Median Price: \$1,410,000

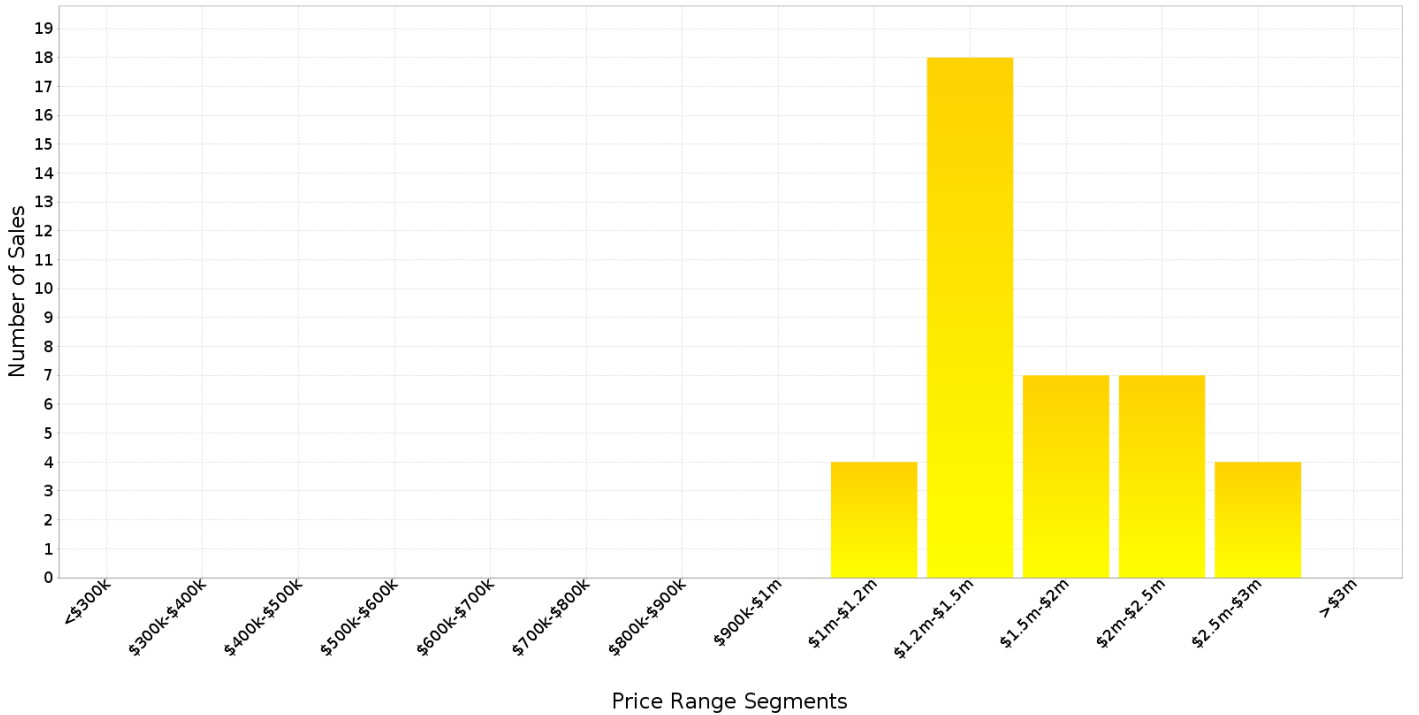
Based on 99 recorded House sales compared over the last two rolling 12 month periods



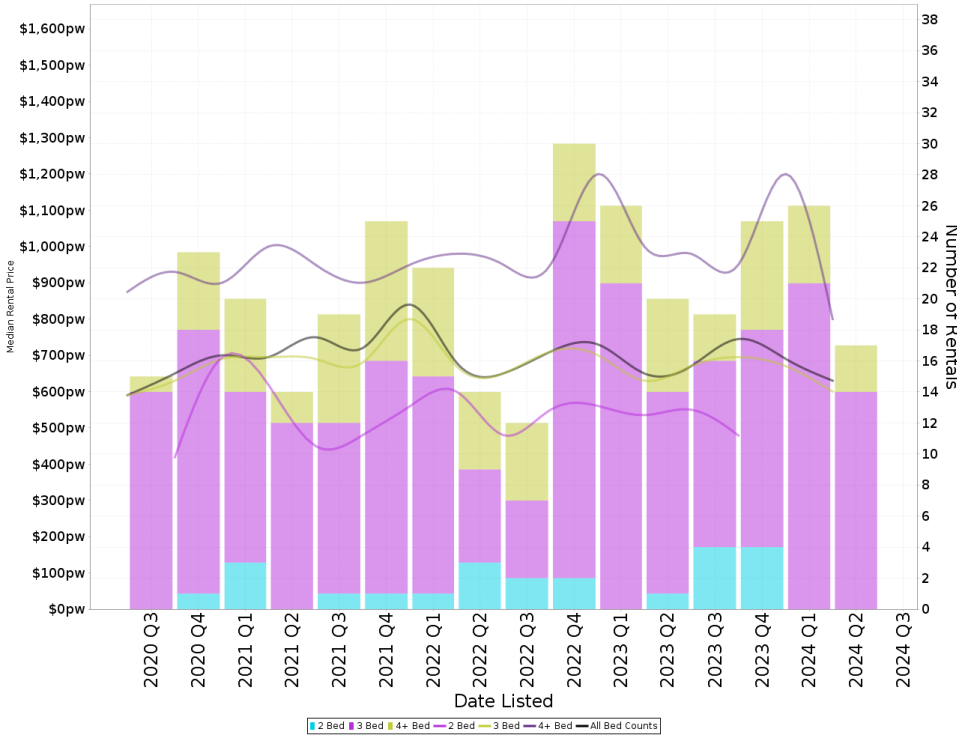
## O'CONNOR - Peak Selling Periods (3 years)



## O'CONNOR - Price Range Segments (12 months)



# Median Weekly Rents (Houses)



### Suburb Sale Price Growth

**+2.8%**

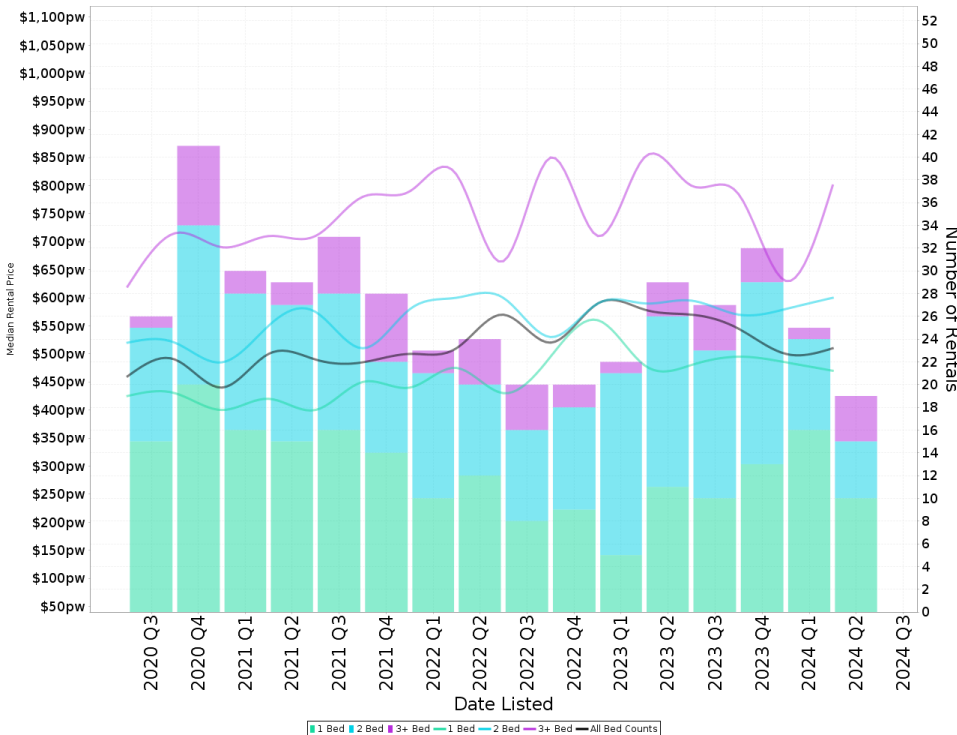
Current Median Price: \$1,450,000  
Previous Median Price: \$1,410,000  
Based on 99 registered House sales compared over the last two rolling 12 month periods.

### Suburb Rental Yield

**+2.5%**

Current Median Price: \$1,450,000  
Current Median Rent: \$690  
Based on 87 registered House rentals compared over the last 12 months.

# Median Weekly Rents (Units)



### Suburb Sale Price Growth

**-3.7%**

Current Median Price: \$558,300  
Previous Median Price: \$580,000  
Based on 89 registered Unit sales compared over the last two rolling 12 month periods.

### Suburb Rental Yield

**+4.9%**

Current Median Price: \$558,300  
Current Median Rent: \$530  
Based on 103 registered Unit rentals compared over the last 12 months.

# O'CONNOR - Recently Sold Properties

Median Sale Price

**\$1.45m**

Based on 40 recorded House sales within the last 12 months (Financial Year 2024)

Based on a rolling 12 month period and may differ from calendar year statistics

Suburb Growth

**+2.8%**

Current Median Price: \$1,450,000  
Previous Median Price: \$1,410,000

Based on 99 recorded House sales compared over the last two rolling 12 month periods

# Sold Properties

**40**

Based on recorded House sales within the 12 months (Financial Year 2024)

Based on a rolling 12 month period and may differ from calendar year statistics

**19 MACARTHUR AVE**



**\$1,100,000**

736 m<sup>2</sup> 3 1 -

Sold Jun 2024 28 Days

**3 LORD ST**



**\$1,670,000**

780 m<sup>2</sup> 3 1 2

Sold Jun 2024 126 Days

**236 DRYANDRA ST**



**\$1,510,000**

902 m<sup>2</sup> 3 2 1

Sold May 2024 22 Days

**5 CALADENIA ST**




**\$1,875,000**

700 m<sup>2</sup> 3 2 2

Sold May 2024 23 Days

**9 ROBINSON ST**



**\$2,075,000**

836 m<sup>2</sup> 4 2 2

Sold May 2024 22 Days

**19 FAIRFAX ST**



**\$1,190,000**

740 m<sup>2</sup> 4 2 1

Sold Apr 2024 48 Days

**43 MILLER ST**



**\$1,240,000**

785 m<sup>2</sup> 3 1 1

Sold Mar 2024 25 Days

**37 BOOBIALLA ST**




**\$2,005,000**

998 m<sup>2</sup> 4 2 2

Sold Mar 2024 23 Days

**7 BLACKBUTT ST**



**\$1,700,000**

1,117 m<sup>2</sup> 3 1 2

Sold Mar 2024 45 Days

10 GREVILLEA ST

\$1,250,000

Mar 2024  
28 Days

700 m<sup>2</sup> 3 1 -

6 LORD ST

\$1,240,000

Feb 2024  
48 Days

780 m<sup>2</sup> 4 1 -

CARTER & CO

2 WONGA ST

\$1,165,000

Feb 2024  
N/A

876 m<sup>2</sup> 3 1 -

7 LOMANDRA ST

\$2,850,000

Jan 2024  
N/A

1,160 m<sup>2</sup> 4 3 2

BLACKEY & CO

# O'CONNOR - Properties For Rent

## Median Rental Price

**\$690 /w**

Based on 87 recorded House rentals within the last 12 months (Financial Year 2024)

Based on a rolling 12 month period and may differ from calendar year statistics

## Rental Yield

**+2.5%**

Current Median Price: \$1,450,000  
Current Median Rent: \$690

Based on 40 recorded House sales and 87 House rentals compared over the last 12 months

## Number of Rentals

**87**

Based on recorded House rentals within the last 12 months (Financial Year 2024)

Based on a rolling 12 month period and may differ from calendar year statistics

**55 SCRIVENER STREET**

**\$725 per week**

1,074 m<sup>2</sup> 3 Beds 1 Bath 2 Car

Jul 2024 3 Days

**Nardoo Crescent**

**\$720**

910 m<sup>2</sup> 3 Beds 1 Bath 2 Car

Jul 2024 4 Days

**60 Clianthus Street**

**\$2,200 pw**

831 m<sup>2</sup> 4 Beds 2 Bath 2 Car

Jul 2024 8 Days

**74 Macarthur Avenue**

**\$800**

784 m<sup>2</sup> 3 Beds 1 Bath 1 Car

Jul 2024 8 Days

**12 COCKLE STREET**

**\$900 per week**

960 m<sup>2</sup> 4 Beds 2 Bath 2 Car

Jul 2024 9 Days

**4 Dryandra Street**

**\$509 per week**

1,399 m<sup>2</sup> 3 Beds 1 Bath 1 Car

Jul 2024 9 Days

**9 Ross Street**

**\$770 per week**

752 m<sup>2</sup> 4 Beds 1 Bath 1 Car

Jun 2024 15 Days

**13 Cassinia Street**

**\$600 per week**

1,059 m<sup>2</sup> 3 Beds 1 Bath - Car

Jun 2024 15 Days

**21 WARATAH STREET**

**\$750 per week**

875 m<sup>2</sup> 3 Beds 1 Bath 4 Car

Jun 2024 15 Days



**53 Boronia Drive**

**\$900 per week**

977 m<sup>2</sup> 3 2 1

FOR RENT FOR RENT FOR RENT  
 Jun 2024  
 28 Days

**256 Dryandra Street**

**\$539 per week**

813 m<sup>2</sup> 3 1 1

FOR RENT FOR RENT FOR RENT  
 Jun 2024  
 29 Days

**28 WANDOO STREET**

**\$580**

658 m<sup>2</sup> 3 1 2

FOR RENT FOR RENT FOR RENT  
 May 2024  
 59 Days

**43 MILLER STREET**

**\$585 per week**

785 m<sup>2</sup> 3 1 1

FOR RENT FOR RENT FOR RENT  
 May 2024  
 63 Days

**10 Dianella Street**

**\$675**

700 m<sup>2</sup> 3 1 2

FOR RENT FOR RENT FOR RENT  
 Apr 2024  
 86 Days

**51 Miller Street**

**\$980 pw**

664 m<sup>2</sup> 4 2 3

FOR RENT FOR RENT FOR RENT  
 Mar 2024  
 116 Days

**12 KARRI STREET**

**Contact Agent**

772 m<sup>2</sup> 3 2 2

FOR RENT FOR RENT FOR RENT  
 2023