

RayWhite.

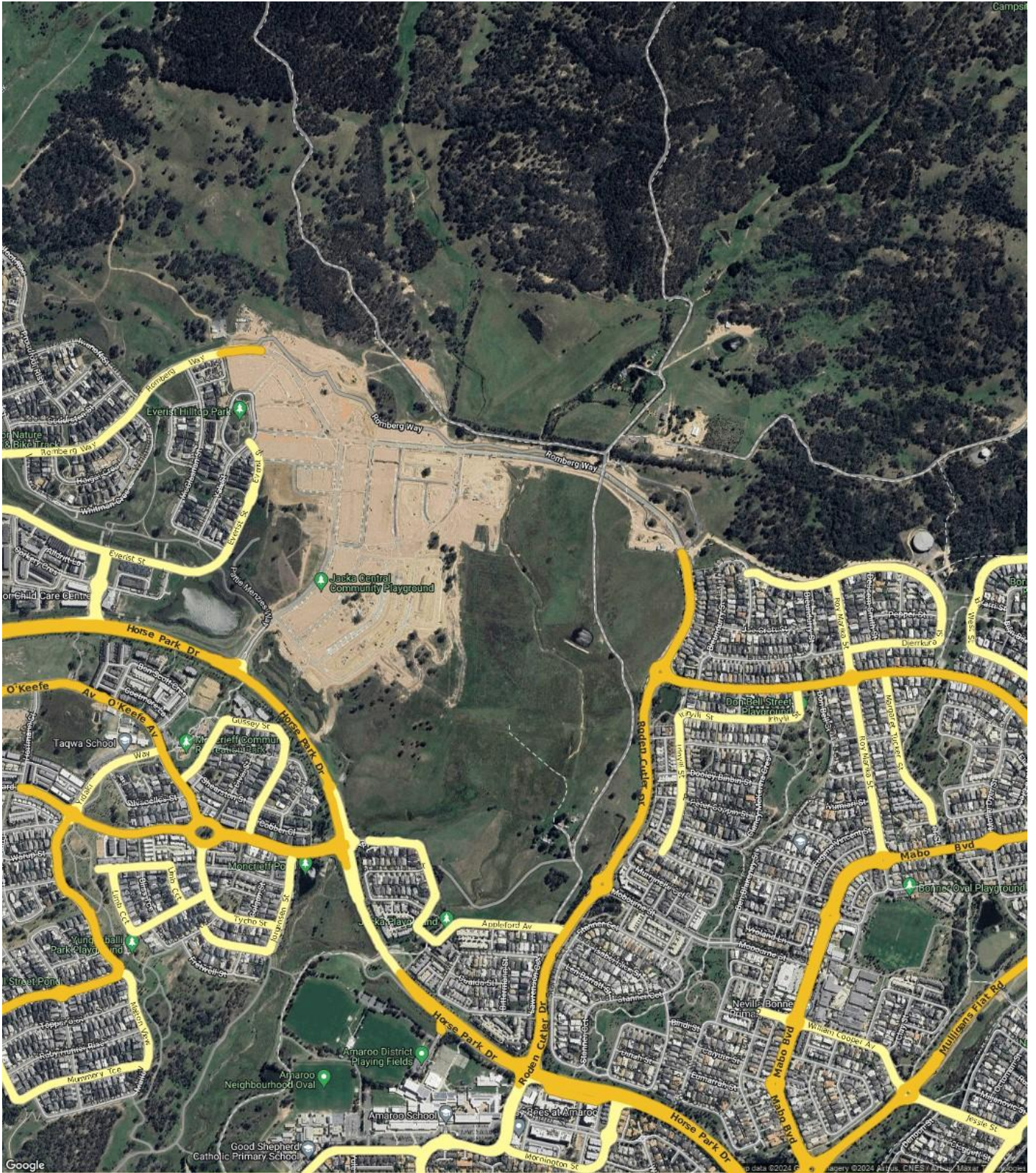
Suburb flyover report

JACKA (HOUSE)

PREPARED BY: CUSTOMER CARE VA , RAY WHITE CANBERRA



JACKA - Suburb Map



Prepared on 11/07/2024 by Customer Care VA , +61 (02) 6173 6300 at Ray White Canberra. © Property Data Solutions Pty Ltd 2024 (pricfinder.com.au)

The materials are provided as an information source only. © ACT Planning and Land Authority July/2024. The Territory Data is the property of the Australian Capital Territory. No part of it may in any form or by any means (electronic, mechanical, microcopying, photocopying, recording or otherwise) be reproduced, stored in a retrieval system or transmitted without prior written permission. Enquiries should be directed to: Director, Customer Services ACT Planning and Land Authority GPO Box 1908 Canberra ACT 2601.

JACKA - Sales Statistics (Houses)

Year	# Sales	Median	Growth	Low	High
2012	2	\$ 183,000	0.0 %	\$ 183,000	\$ 183,000
2013	5	\$ 325,000	77.6 %	\$ 205,200	\$ 538,000
2014	2	\$ 555,000	70.8 %	\$ 495,000	\$ 615,000
2015	6	\$ 501,500	-9.6 %	\$ 315,000	\$ 749,000
2016	1	\$ 575,000	14.7 %	\$ 575,000	\$ 575,000
2017	2	\$ 495,500	-13.8 %	\$ 460,500	\$ 530,500
2018	4	\$ 682,500	37.7 %	\$ 477,500	\$ 915,000
2019	3	\$ 500,000	-26.7 %	\$ 400,000	\$ 611,000
2020	3	\$ 560,000	12.0 %	\$ 274,000	\$ 825,000
2021	4	\$ 806,032	43.9 %	\$ 722,000	\$ 970,000
2022	0				
2023	2	\$ 882,500	0.0 %	\$ 785,000	\$ 980,000
2024	1	\$ 925,000	4.8 %	\$ 925,000	\$ 925,000

Median Sale Price

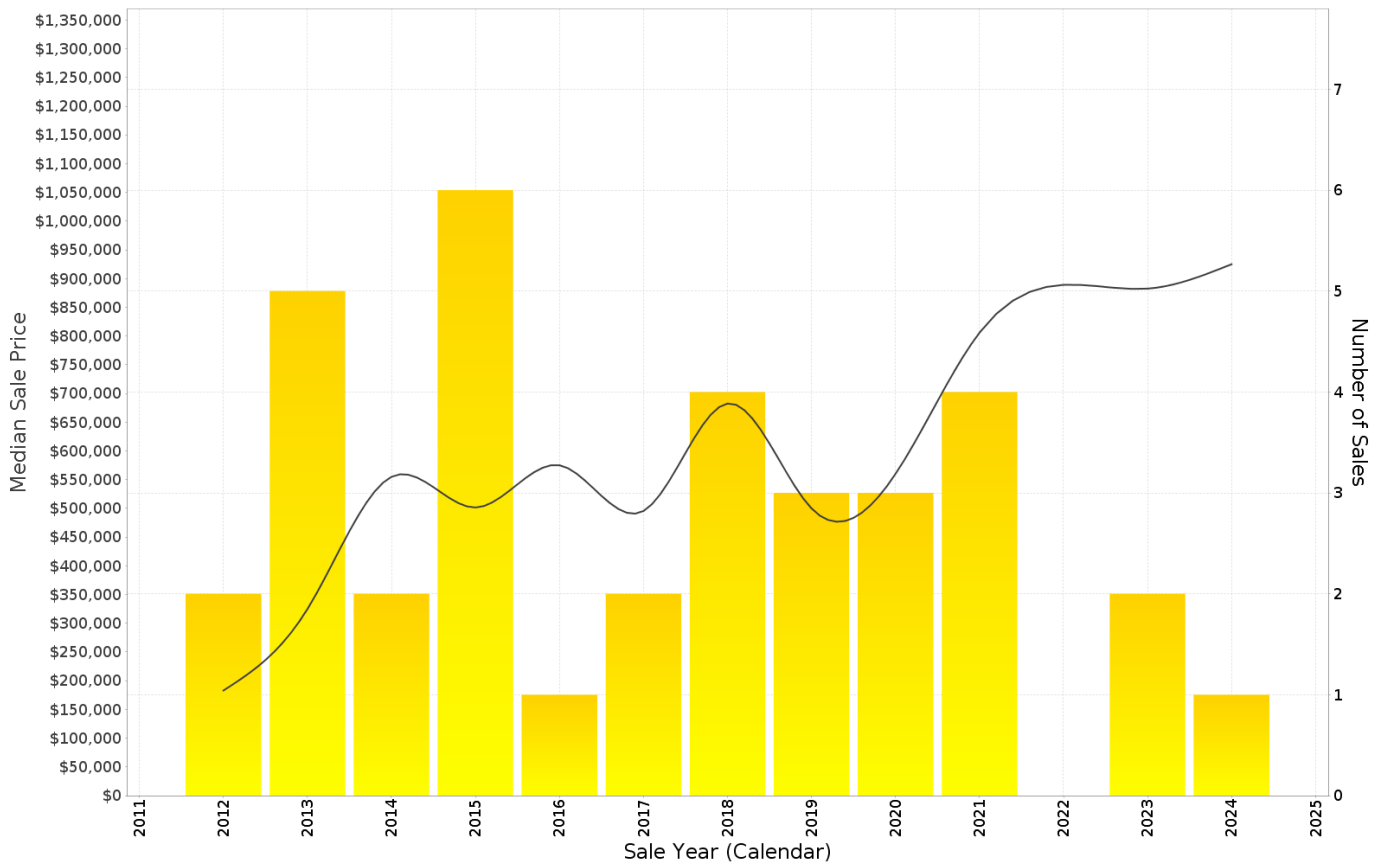
\$925k

Based on 3 recorded House sales within the last 12 months (Financial Year 2024)

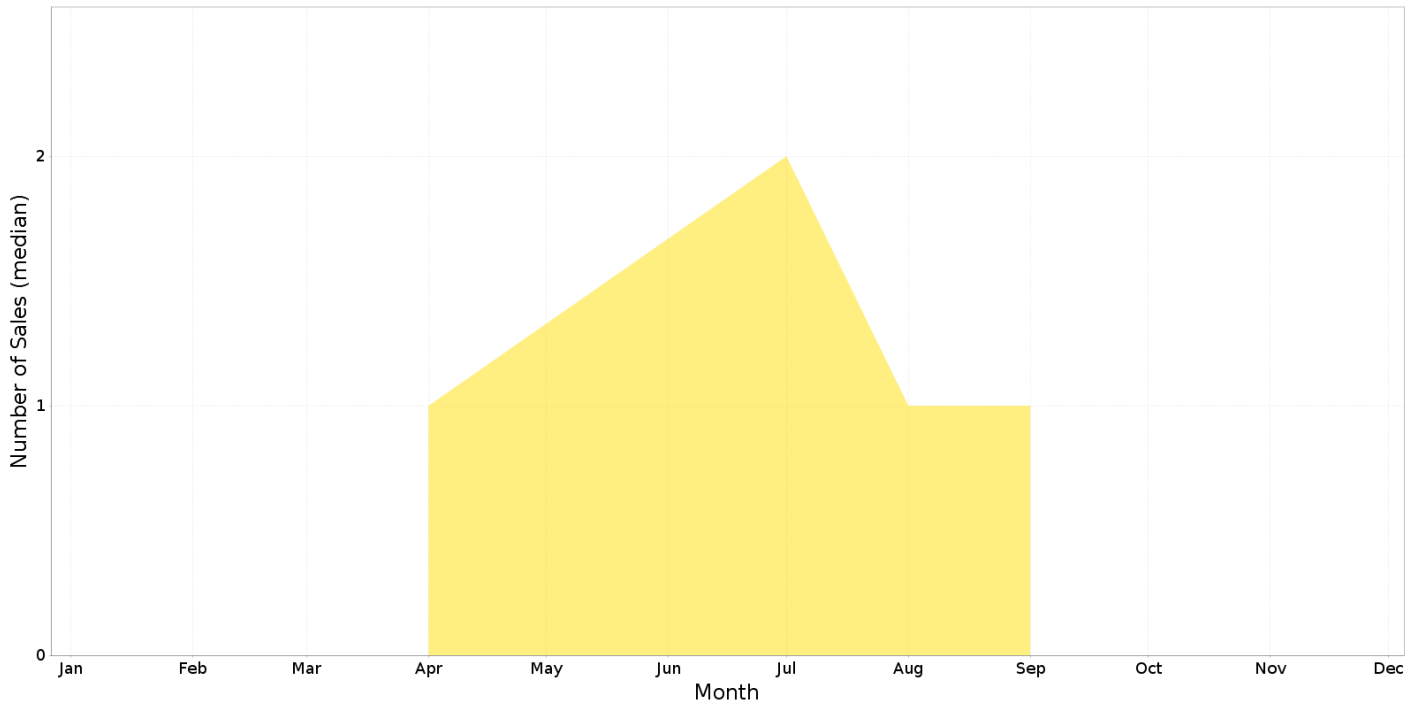
Based on a rolling 12 month period and may differ from calendar year statistics

Suburb Growth

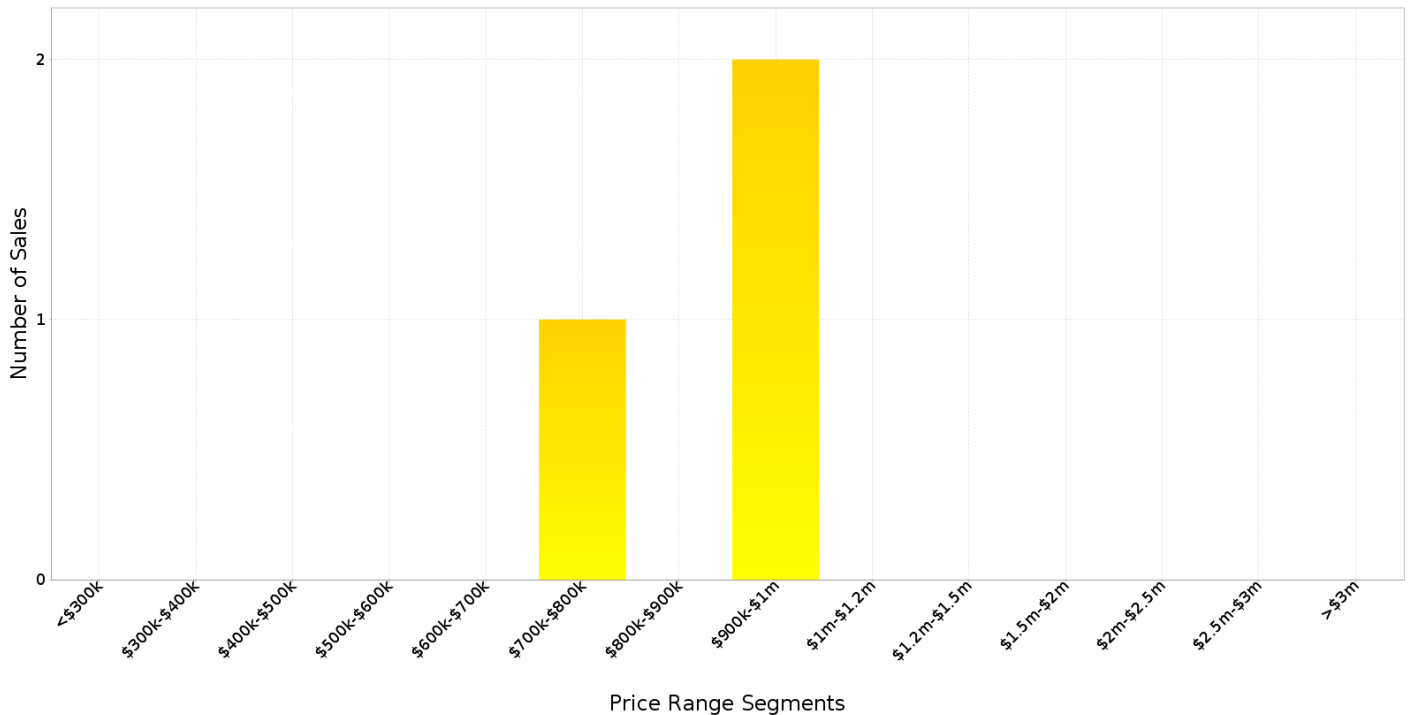
N/A



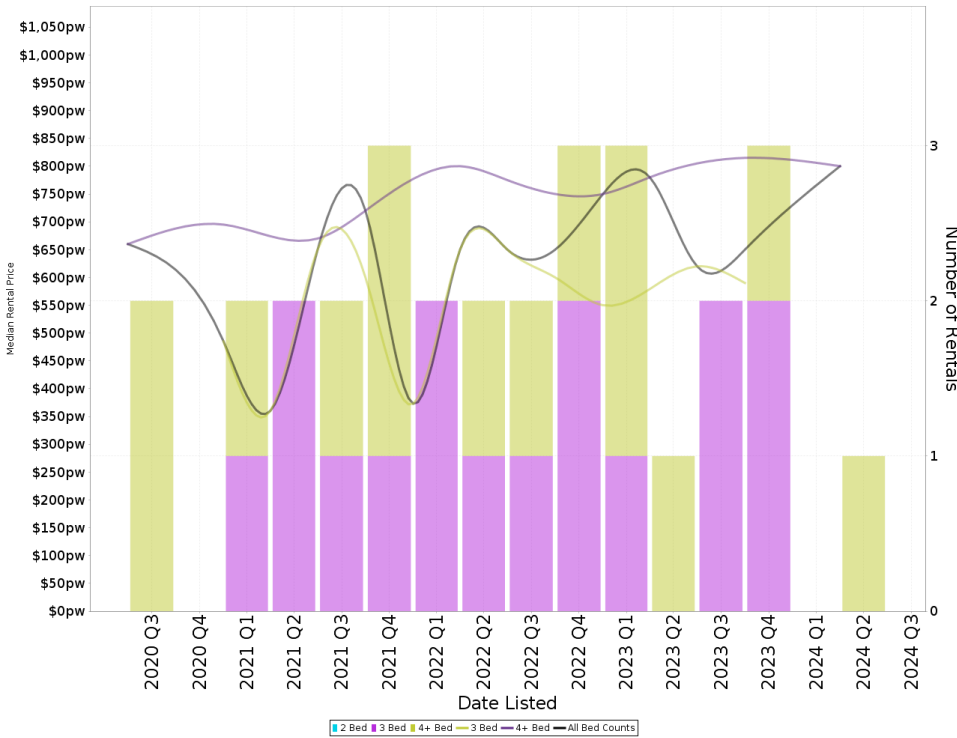
JACKA - Peak Selling Periods (3 years)



JACKA - Price Range Segments (12 months)



Median Weekly Rents (Houses)



Suburb Sale Price Growth

N/A

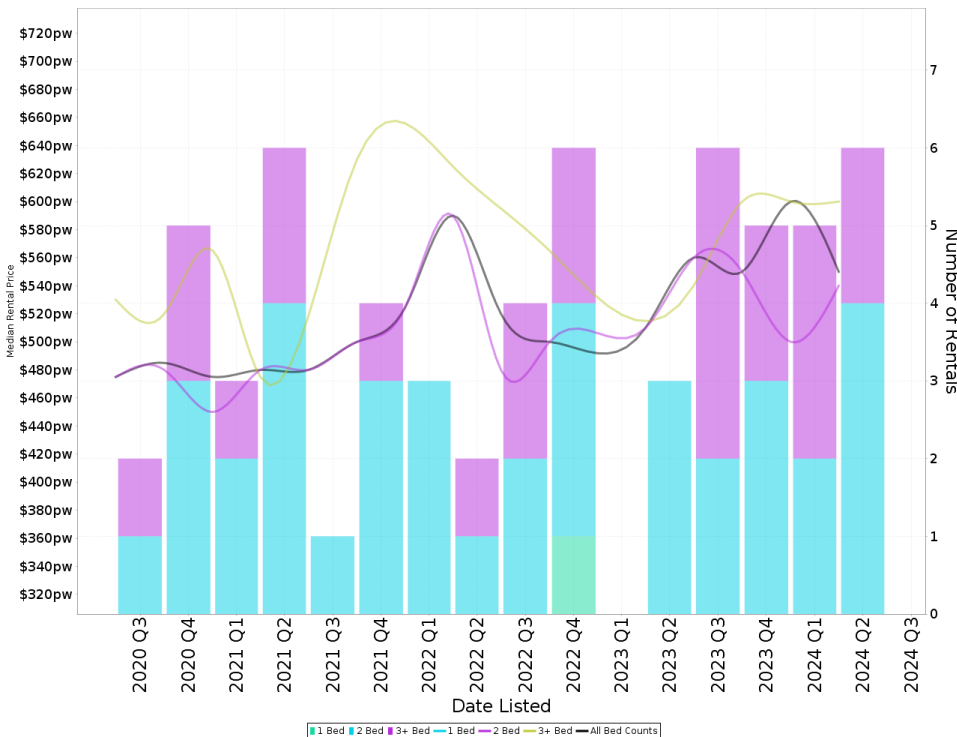
Suburb Rental Yield

+3.7%

Current Median Price: \$925,000
Current Median Rent: \$650

Based on 6 registered House rentals compared over the last 12 months.

Median Weekly Rents (Units)



Suburb Sale Price Growth

+10.6%

Current Median Price: \$655,500
Previous Median Price: \$592,500

Based on 22 registered Unit sales compared over the last two rolling 12 month periods.

Suburb Rental Yield

+4.4%

Current Median Price: \$655,500
Current Median Rent: \$560

Based on 22 registered Unit rentals compared over the last 12 months.

JACKA - Recently Sold Properties

Median Sale Price

\$925k

Based on 3 recorded House sales within the last 12 months (Financial Year 2024)

Based on a rolling 12 month period and may differ from calendar year statistics

Suburb Growth

N/A

Sold Properties

3

Based on recorded House sales within the 12 months (Financial Year 2024)

Based on a rolling 12 month period and may differ from calendar year statistics

8 BITTERMANN ST



\$925,000

SOLD
Apr
2024
81 Days

452 m² 4 2 2

JACKA - Properties For Rent

Median Rental Price

\$650 /w

Based on 6 recorded House rentals within the last 12 months (Financial Year 2024)

Based on a rolling 12 month period and may differ from calendar year statistics

Rental Yield

+3.7%


Current Median Price: \$925,000

Number of Rentals

6

Based on a rolling 12 month period and may differ from calendar year statistics

Ouaida Street



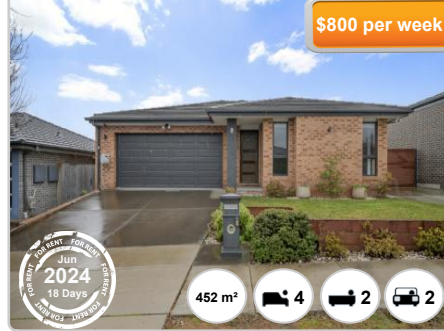
\$525 per week

Jul 2024
7 Days

4 2 1

This property listing for Ouaida Street features a modern, single-story house with a large front garden and a paved driveway. The rental price is \$525 per week. A circular badge indicates the property was last updated in July 2024, 7 days ago. The property has 4 bedrooms, 2 bathrooms, and 1 car space.

8 Starcevich Cres



\$800 per week

Jun 2024
18 Days

452 m² 4 2 2

This property listing for 8 Starcevich Cres shows a large, two-story brick house with a wide driveway and a garage. The rental price is \$800 per week. A circular badge indicates the property was last updated in June 2024, 18 days ago. The property is 452 m² and has 4 bedrooms, 2 bathrooms, and 2 car spaces.