

**RayWhite.**

# Suburb flyover report

CASEY (HOUSE)

PREPARED BY: CUSTOMER CARE VA , RAY WHITE CANBERRA



# CASEY - Suburb Map



# CASEY - Sales Statistics (Houses)

Year	# Sales	Median	Growth	Low	High
2008	6	\$ 340,000	0.0 %	\$ 315,000	\$ 360,000
2009	88	\$ 385,455	13.4 %	\$ 200,000	\$ 1,601,000
2010	89	\$ 480,000	24.5 %	\$ 199,000	\$ 610,000
2011	109	\$ 535,000	11.5 %	\$ 24,000	\$ 823,800
2012	94	\$ 524,500	-2.0 %	\$ 87,500	\$ 685,000
2013	199	\$ 420,080	-19.9 %	\$ 158,000	\$ 739,670
2014	175	\$ 500,000	19.0 %	\$ 36,000	\$ 910,000
2015	192	\$ 565,000	13.0 %	\$ 126,250	\$ 942,500
2016	136	\$ 617,750	9.3 %	\$ 215,000	\$ 1,130,000
2017	122	\$ 637,250	3.2 %	\$ 327,500	\$ 1,250,000
2018	115	\$ 617,500	-3.1 %	\$ 100,000	\$ 1,460,000
2019	93	\$ 650,000	5.3 %	\$ 386,000	\$ 1,430,000
2020	125	\$ 675,000	3.8 %	\$ 213,000	\$ 1,335,000
2021	112	\$ 760,000	12.6 %	\$ 275,000	\$ 1,550,000
2022	118	\$ 929,500	22.3 %	\$ 200,000	\$ 1,700,000
2023	107	\$ 865,000	-6.9 %	\$ 325,000	\$ 1,790,000
2024	18	\$ 843,000	-2.5 %	\$ 760,000	\$ 1,280,000

**Median Sale Price**  
**\$865k**

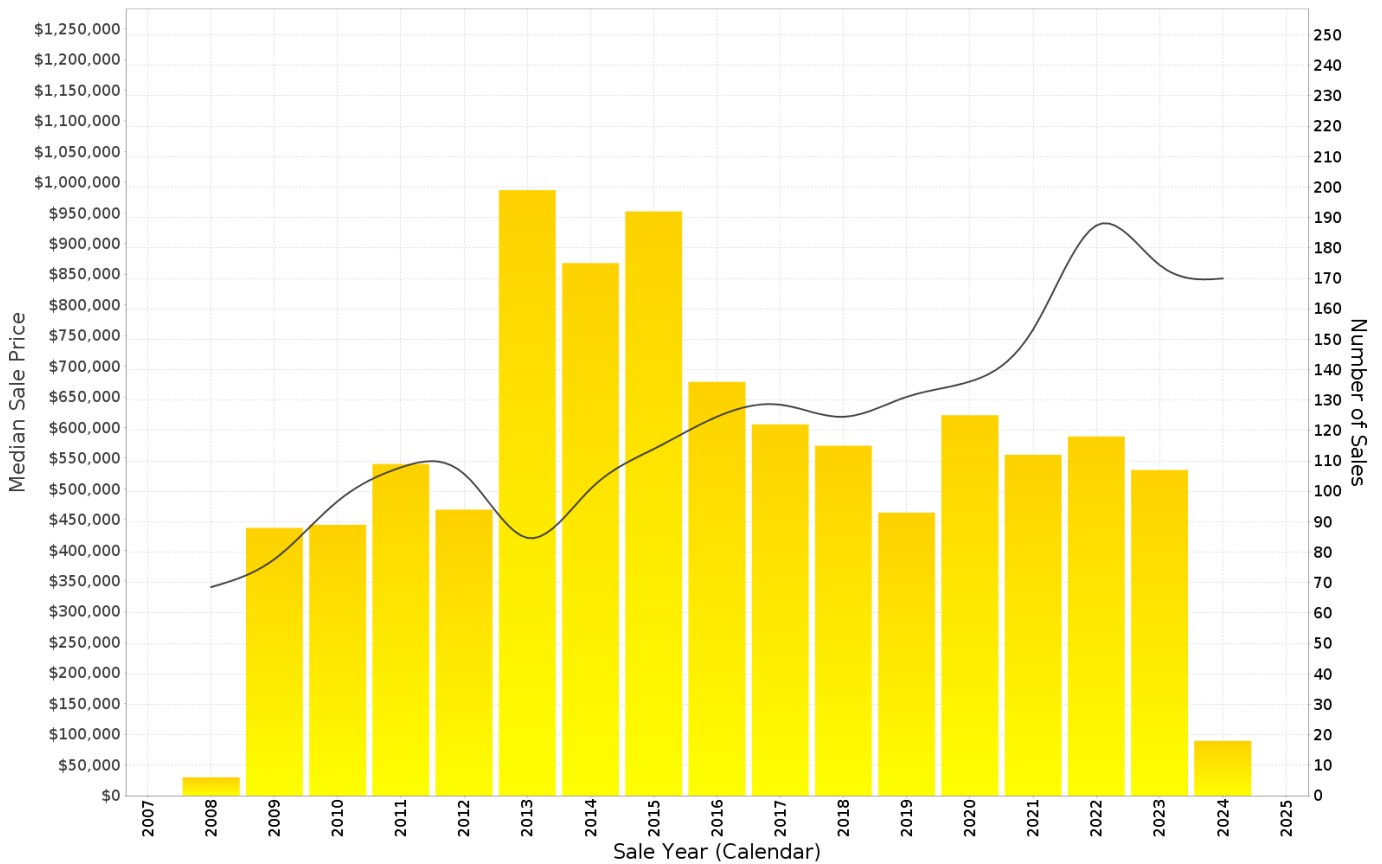
Based on 70 recorded House sales within the last 12 months (Financial Year 2024)

Based on a rolling 12 month period and may differ from calendar year statistics

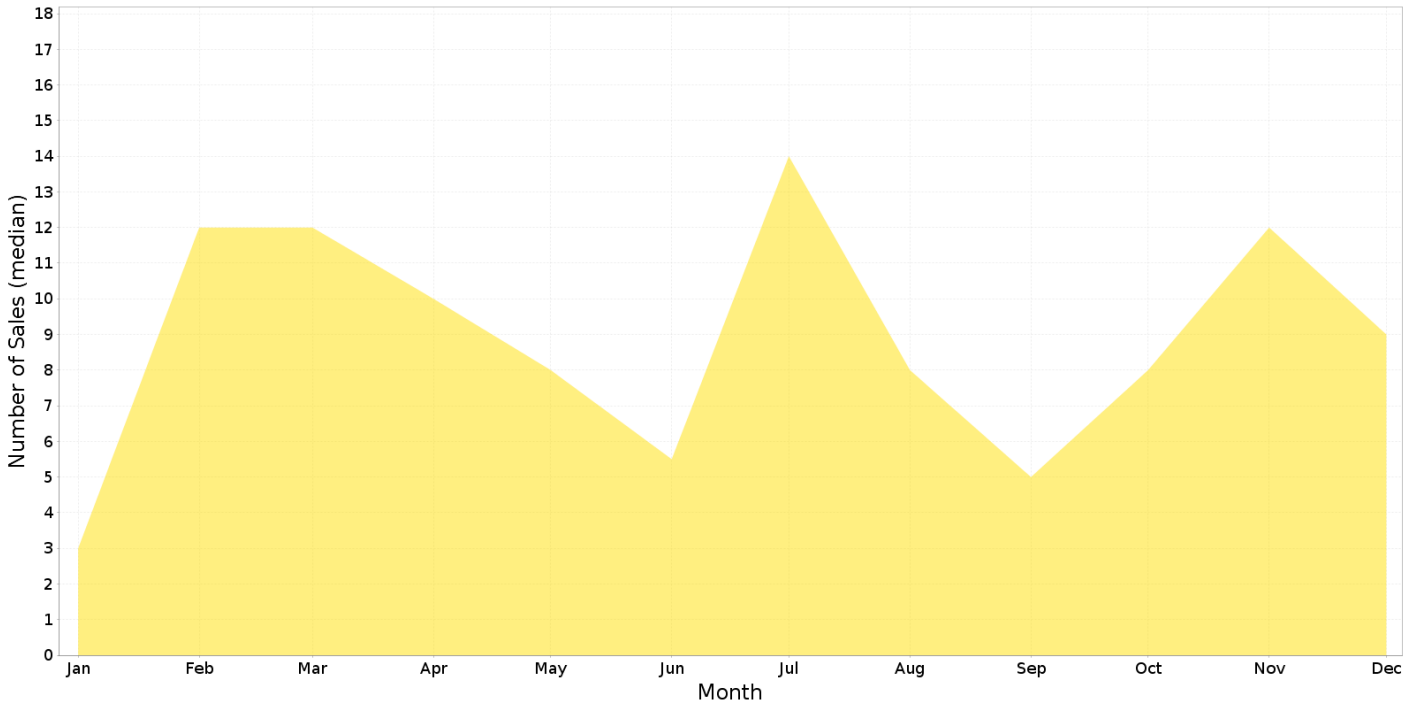
**Suburb Growth**  
**+1.8%**

Current Median Price: \$865,000  
Previous Median Price: \$850,000

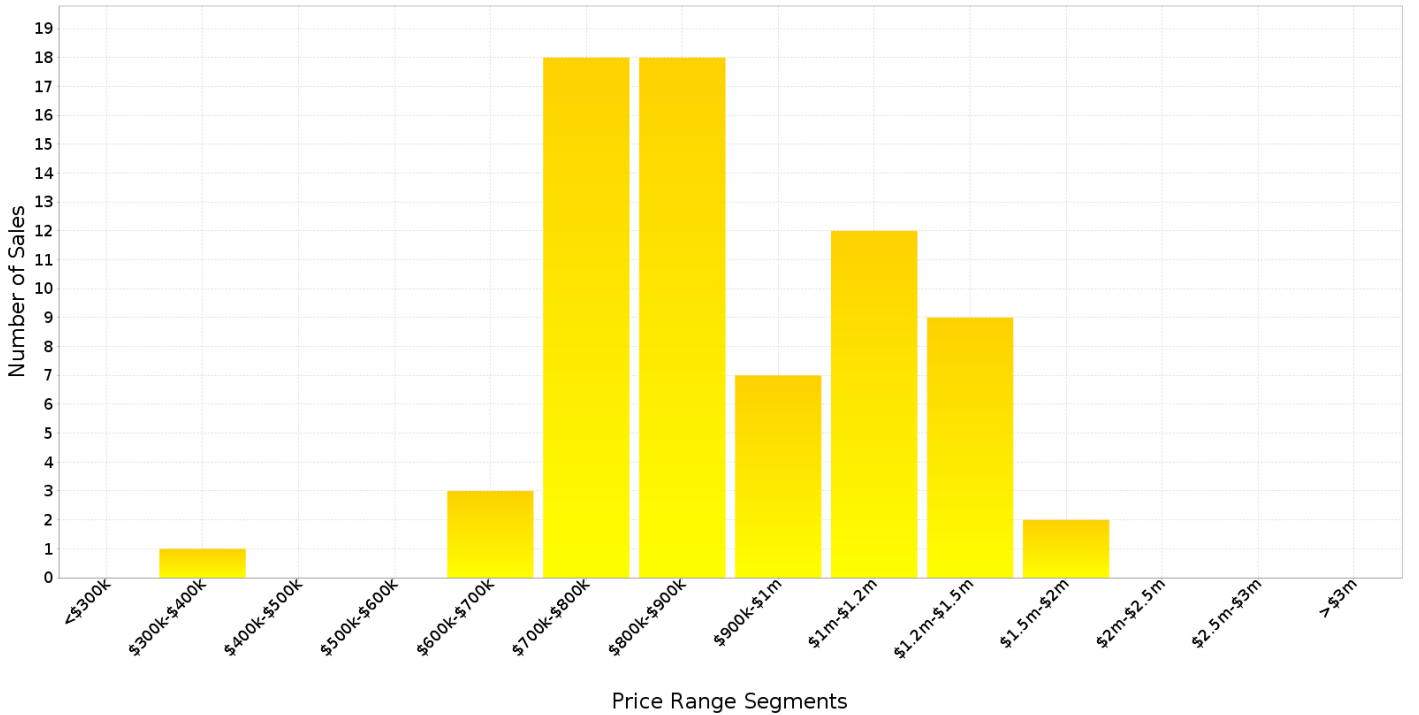
Based on 188 recorded House sales compared over the last two rolling 12 month periods



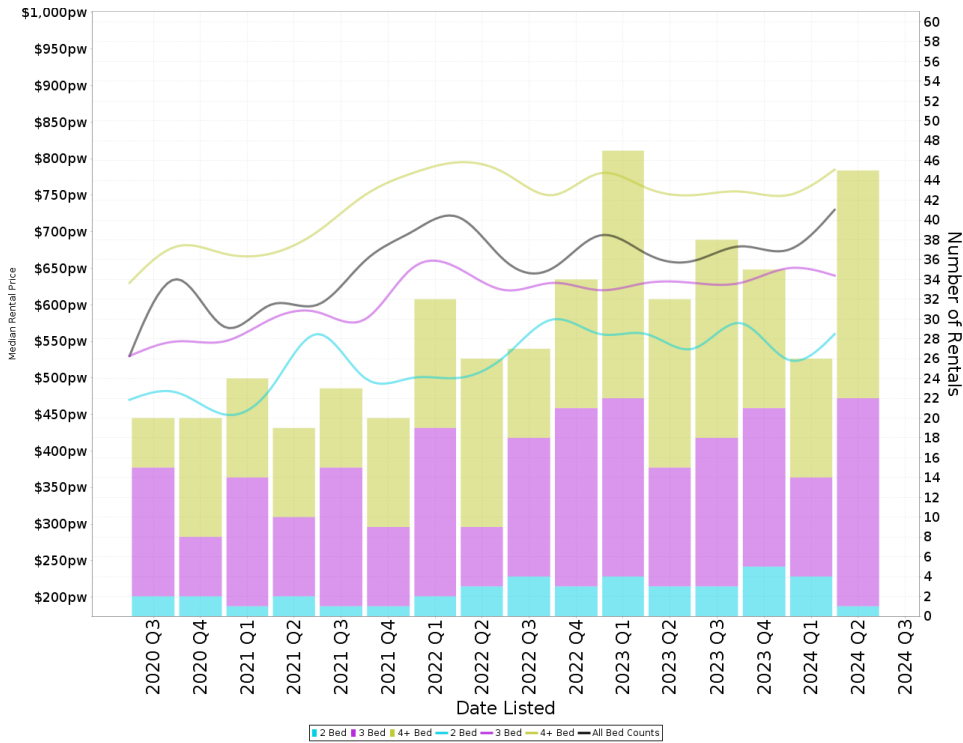
## CASEY - Peak Selling Periods (3 years)



## CASEY - Price Range Segments (12 months)



## Median Weekly Rents (Houses)



### Suburb Sale Price Growth

**+1.8%**

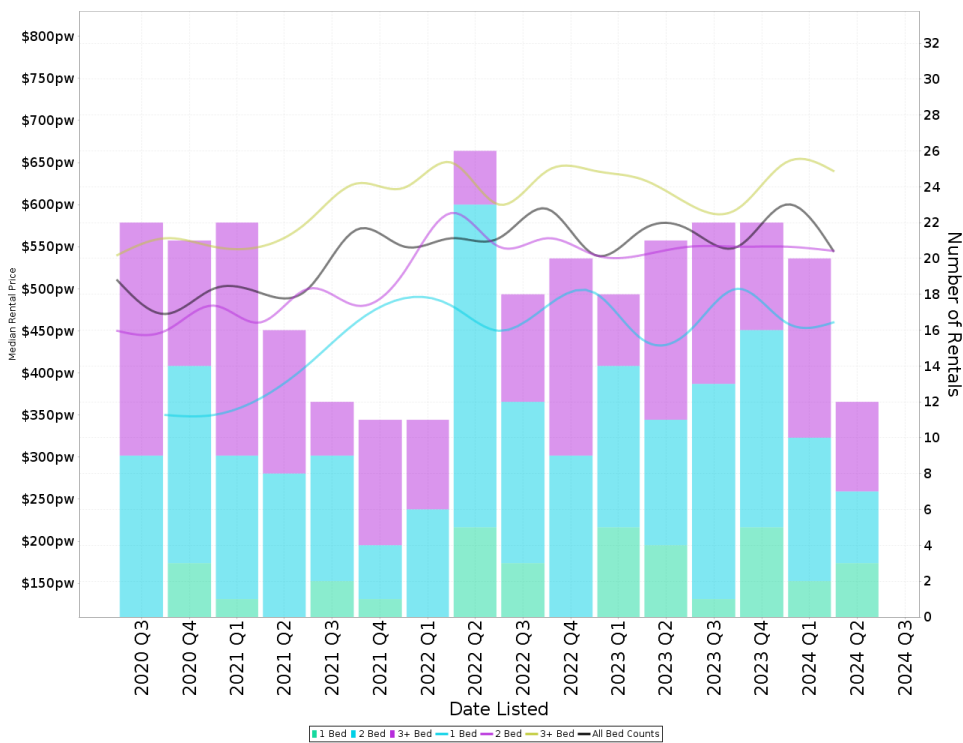
Current Median Price: \$865,000  
 Previous Median Price: \$850,000  
 Based on 188 registered House sales compared over the last two rolling 12 month periods.

### Suburb Rental Yield

**+4.1%**

Current Median Price: \$865,000  
 Current Median Rent: \$690  
 Based on 144 registered House rentals compared over the last 12 months.

## Median Weekly Rents (Units)



### Suburb Sale Price Growth

**+3.3%**

Current Median Price: \$630,000  
 Previous Median Price: \$610,000  
 Based on 111 registered Unit sales compared over the last two rolling 12 month periods.

### Suburb Rental Yield

**+4.7%**

Current Median Price: \$630,000  
 Current Median Rent: \$570  
 Based on 76 registered Unit rentals compared over the last 12 months.

# CASEY - Recently Sold Properties

Median Sale Price  
**\$865k**

Based on 70 recorded House sales within the last 12 months (Financial Year 2024)

Based on a rolling 12 month period and may differ from calendar year statistics

Suburb Growth  
**+1.8%**

Current Median Price: \$865,000  
Previous Median Price: \$850,000

Based on 188 recorded House sales compared over the last two rolling 12 month periods

# Sold Properties  
**70**

Based on recorded House sales within the 12 months (Financial Year 2024)

Based on a rolling 12 month period and may differ from calendar year statistics

**5 HOGG ST**



**\$946,000**

409 m<sup>2</sup> 4 2 2

Sold Jun 2024 22 Days

**35 DAVID MILLER CRES**




**\$1,027,500**

538 m<sup>2</sup> 4 2 3

Sold Jun 2024 18 Days

**72 WIGHTON TCE**




**\$1,275,000**

787 m<sup>2</sup> 6 2 2

Sold Jun 2024 42 Days

**13 EDNA THOMPSON CRES**




**\$942,500**

388 m<sup>2</sup> 4 2 2

Sold Jun 2024 34 Days

**68 OVERALL AVE**

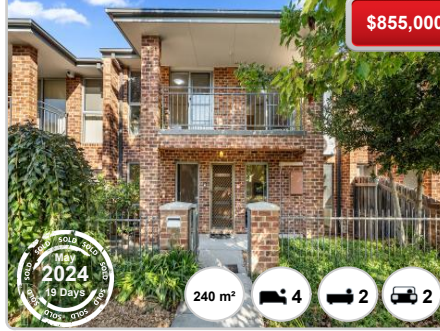


**\$938,000**

396 m<sup>2</sup> 4 2 2

Sold May 2024 28 Days

**18 NEIL CURRIE ST**




**\$855,000**

240 m<sup>2</sup> 4 2 2

Sold May 2024 19 Days

**14 GOURGAUD ST**




**\$1,030,000**

465 m<sup>2</sup> 4 2 2

Sold May 2024 62 Days

**86 OVERALL AVE**



**\$1,075,000**

596 m<sup>2</sup> 4 2 2

Sold May 2024 65 Days

**6 CRITCHLEY ST**



**\$1,050,000**

465 m<sup>2</sup> 4 2 2

Sold Apr 2024 62 Days

**77 ROCKWOOD ST**

**\$775,000**

SOLD 2024 Apr 15 Days

240 m<sup>2</sup> 3 2 1

**22 SALISBURY ST**

**\$760,000**

SOLD 2024 Apr 13 Days

234 m<sup>2</sup> 3 2 2

**26 BOTT CRES**

**\$1,165,000**

SOLD 2024 Apr 48 Days

620 m<sup>2</sup> 4 2 2

**53 NEIL CURRIE ST**

**\$835,000**

SOLD 2024 Apr 18 Days

252 m<sup>2</sup> 3 2 1

**6 ENFIELD ST**

**\$890,000**

SOLD 2024 Apr 22 Days

449 m<sup>2</sup> 3 2 2

**61 JOHN CRAWFORD CRES**

**\$830,000**

SOLD 2024 Mar 14 Days

330 m<sup>2</sup> 3 2 1

**19 WALTER CROCKER CRES**

**\$1,000,000**

SOLD 2024 Mar 217 Days

542 m<sup>2</sup> 4 2 2

**22 ALAN WATT CRES**

**\$1,125,000**

SOLD 2024 Mar 83 Days

388 m<sup>2</sup> 4 2 2

**54 ASHTON CALVERT ST**

**\$1,075,000**

SOLD 2024 Mar 19 Days

603 m<sup>2</sup> 4 2 2

**51 ROCKWOOD ST**

**\$772,500**

SOLD 2024 Mar 17 Days

302 m<sup>2</sup> 3 2 1

**40 LOVEDAY CRES**

**\$851,000**

SOLD 2024 Mar 9 Days

489 m<sup>2</sup> 3 2 2

**101 PLIMSOLL DR**

**\$762,500**

SOLD 2024 Mar 21 Days

202 m<sup>2</sup> 3 2 2

# CASEY - Properties For Rent

## Median Rental Price

**\$690 /w**

Based on 144 recorded House rentals within the last 12 months (Financial Year 2024)

Based on a rolling 12 month period and may differ from calendar year statistics

## Rental Yield

**+4.1%**

Current Median Price: \$865,000  
Current Median Rent: \$690

Based on 70 recorded House sales and 144 House rentals compared over the last 12 months

## Number of Rentals

**144**

Based on recorded House rentals within the last 12 months (Financial Year 2024)

Based on a rolling 12 month period and may differ from calendar year statistics

**5 FORACE STREET**

**\$800 per week**

406 m<sup>2</sup> 4 2 2

Jul 2024 7 Days

**13 MARIS KING STREET**

**\$670 per week**

330 m<sup>2</sup> 3 2 1

Jul 2024 7 Days

**20 Renouf Street**

**\$800 per week**

487 m<sup>2</sup> 4 2 2

Jun 2024 13 Days

**12 SWINNEY STREET**

**\$730 per week**

390 m<sup>2</sup> 3 2 2

Jul 2024 10 Days

**11B Senger Lane**

**\$425 pw**

163 m<sup>2</sup> 1 1 2

Jun 2024 21 Days

**16 Dunk Street**

**\$635**

251 m<sup>2</sup> 3 2 1

Jun 2024 25 Days

**25 RENOUF STREET**

**\$785 Per Week**

388 m<sup>2</sup> 4 2 2

Jun 2024 27 Days

**5 Yandell Way**

**\$640 per week**

216 m<sup>2</sup> 3 2 1

Jun 2024 30 Days

**12 Swinney St**

**\$750 per week**


390 m<sup>2</sup> 3 2 2

Jun 2024 37 Days



5 Forace Street

\$800 per week



53 ROCKWOOD STREET

\$650

