

RayWhite.

Suburb flyover report

WEETANGERA (HOUSE)

PREPARED BY: CUSTOMER CARE VA , RAY WHITE CANBERRA



WEETANGERA - Suburb Map



WEETANGERA - Sales Statistics (Houses)

Year	# Sales	Median	Growth	Low	High
2006	29	\$ 531,000	0.0 %	\$ 390,000	\$ 741,000
2007	41	\$ 545,500	2.7 %	\$ 432,000	\$ 935,000
2008	23	\$ 605,000	10.9 %	\$ 450,000	\$ 935,000
2009	46	\$ 650,000	7.4 %	\$ 400,000	\$ 1,025,000
2010	23	\$ 710,000	9.2 %	\$ 573,000	\$ 925,000
2011	16	\$ 685,000	-3.5 %	\$ 450,000	\$ 861,000
2012	15	\$ 680,000	-0.7 %	\$ 480,000	\$ 1,030,000
2013	27	\$ 700,000	2.9 %	\$ 450,000	\$ 925,000
2014	27	\$ 750,000	7.1 %	\$ 553,000	\$ 995,000
2015	33	\$ 785,000	4.7 %	\$ 545,000	\$ 1,165,000
2016	36	\$ 826,500	5.3 %	\$ 150,000	\$ 2,000,000
2017	28	\$ 877,500	6.2 %	\$ 276,666	\$ 1,551,000
2018	46	\$ 815,000	-7.1 %	\$ 460,000	\$ 1,407,000
2019	25	\$ 930,000	14.1 %	\$ 600,000	\$ 2,275,000
2020	30	\$ 1,056,000	13.5 %	\$ 467,500	\$ 3,600,000
2021	34	\$ 1,260,000	19.3 %	\$ 480,000	\$ 2,145,000
2022	35	\$ 1,355,000	7.5 %	\$ 770,000	\$ 2,300,000
2023	35	\$ 1,240,000	-8.5 %	\$ 408,000	\$ 2,155,000
2024	5	\$ 1,450,000	16.9 %	\$ 925,000	\$ 1,580,000

Median Sale Price
\$1.24m

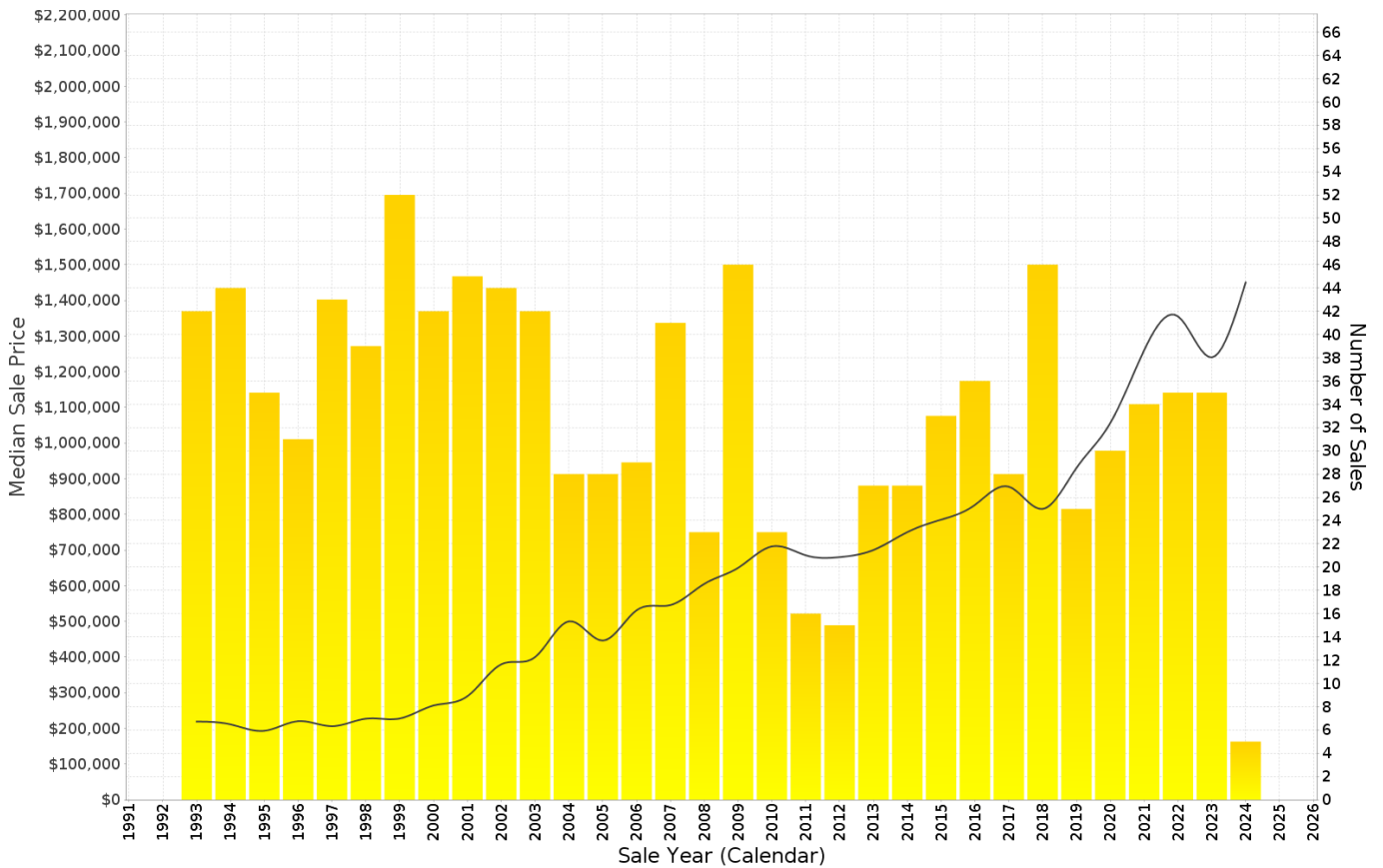
Based on 24 recorded House sales within the last 12 months (Financial Year 2024)

Based on a rolling 12 month period and may differ from calendar year statistics

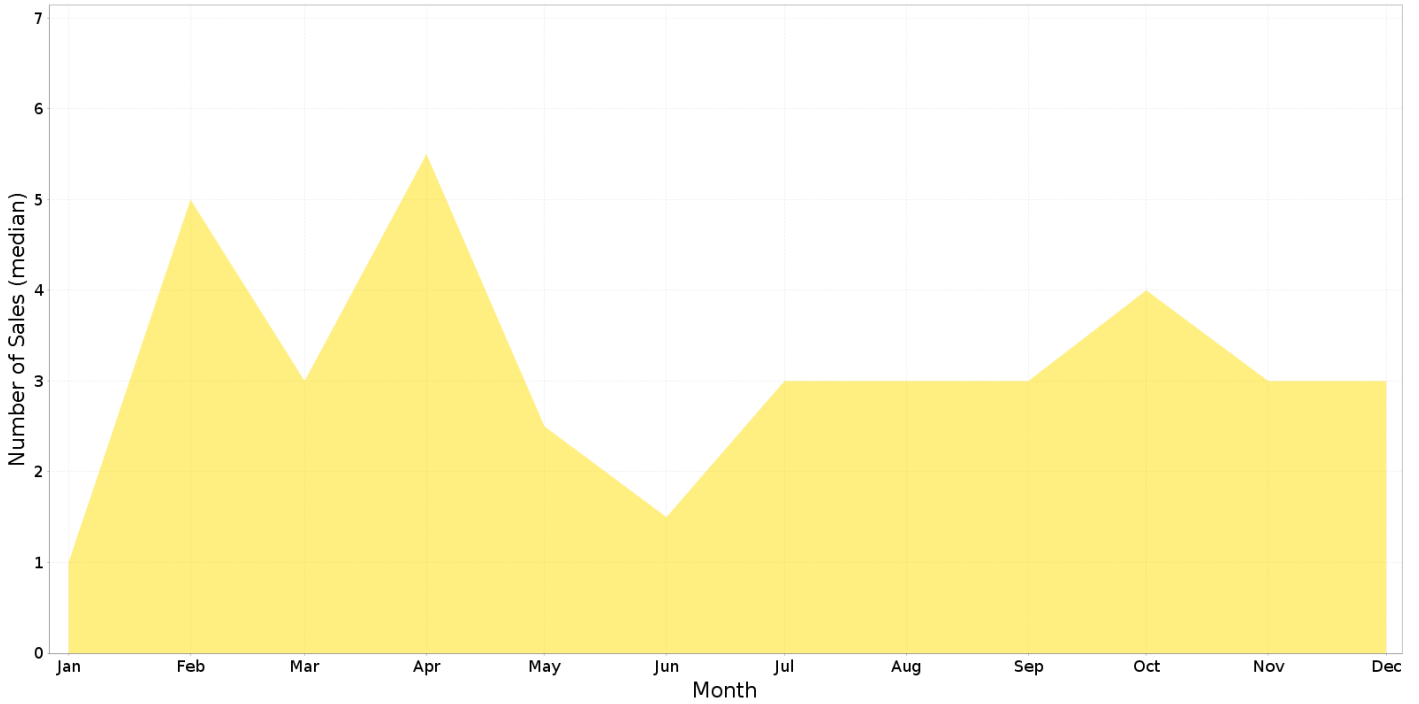
Suburb Growth
-4.3%

Current Median Price: \$1,235,000
Previous Median Price: \$1,290,000

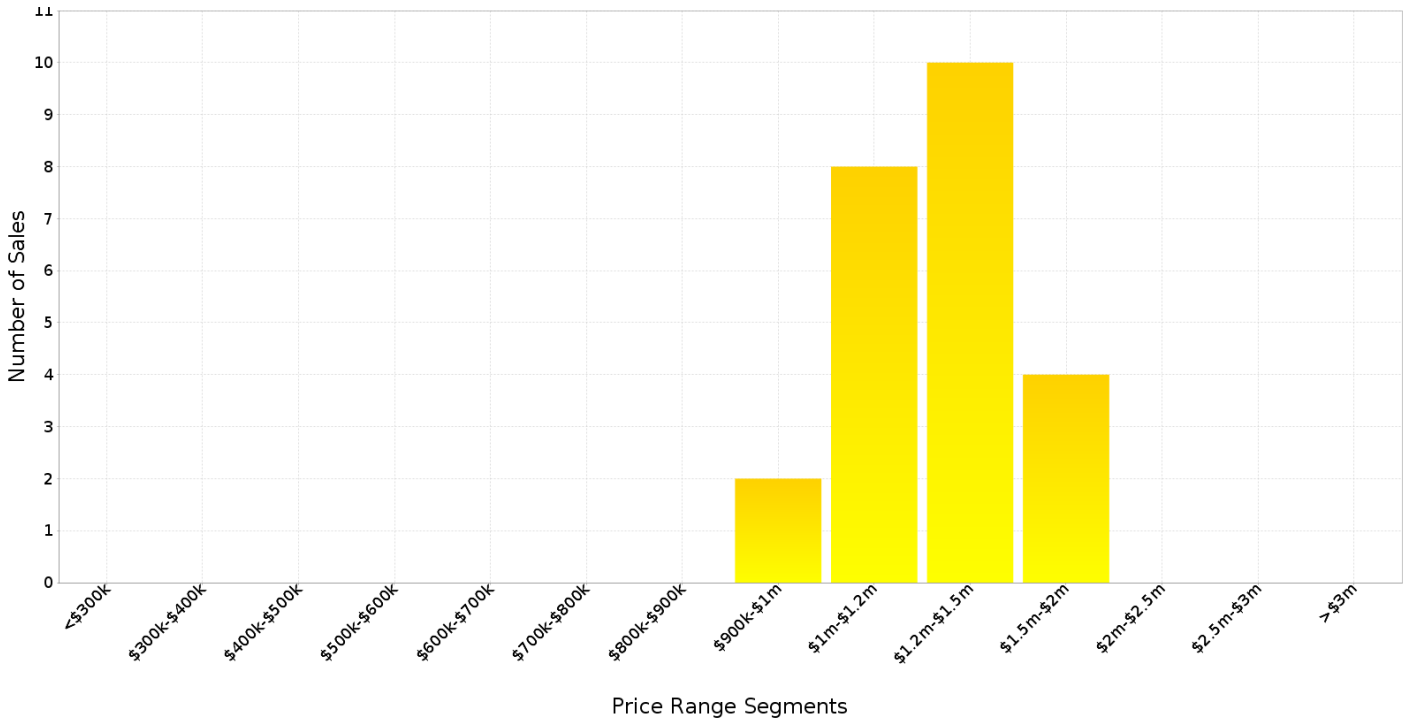
Based on 56 recorded House sales compared over the last two rolling 12 month periods



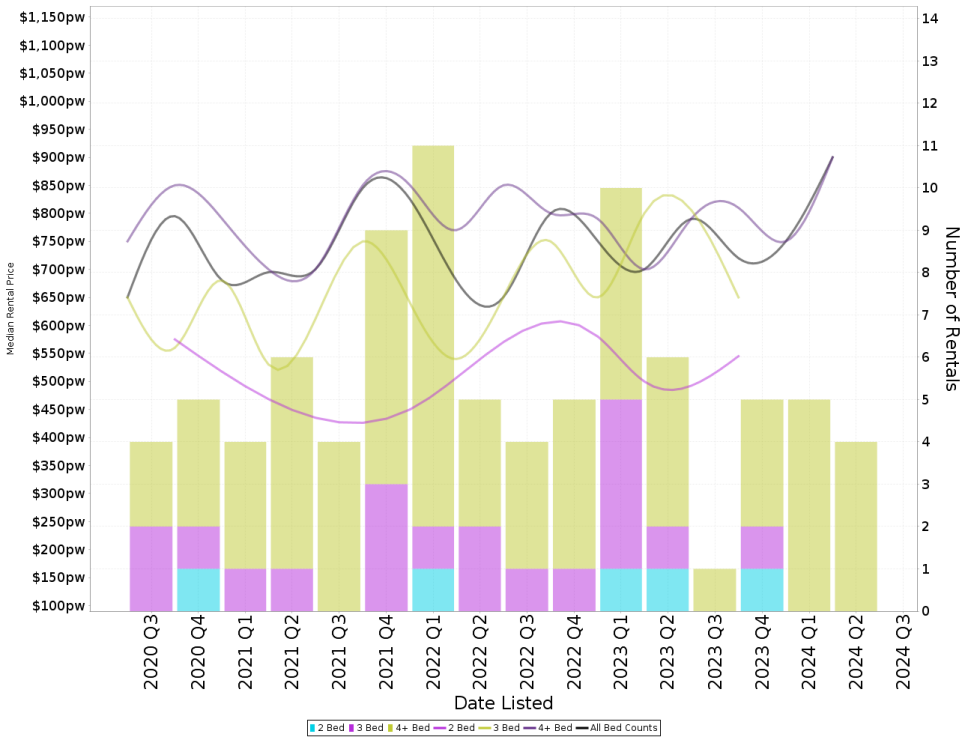
WEETANGERA - Peak Selling Periods (3 years)



WEETANGERA - Price Range Segments (12 months)



Median Weekly Rents (Houses)



Suburb Sale Price Growth

-4.3%

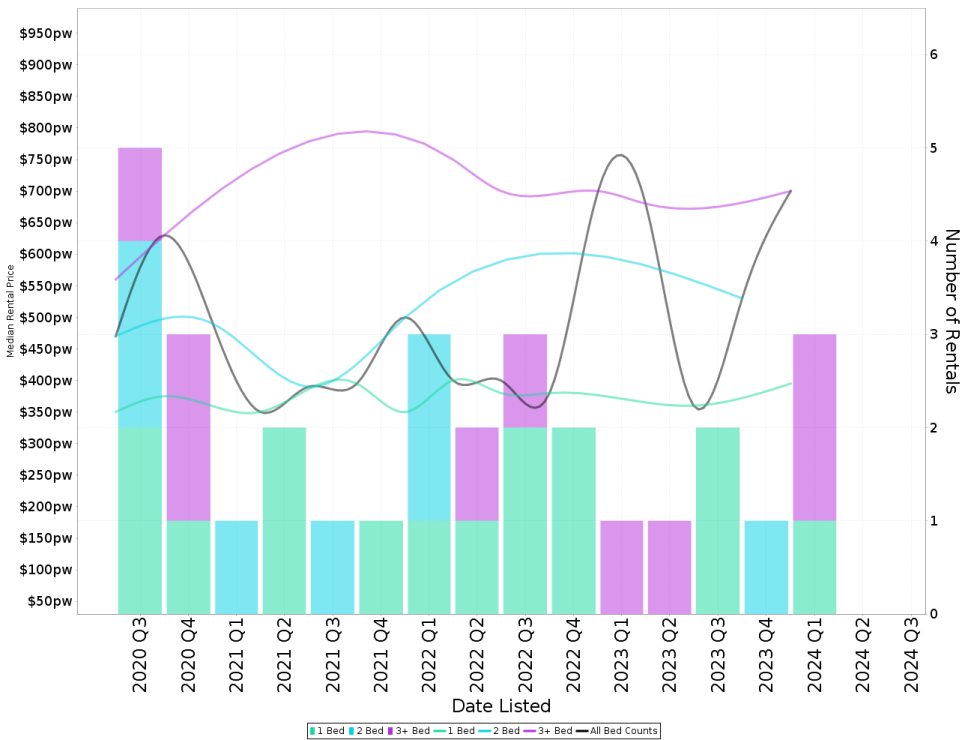
Current Median Price: \$1,235,000
 Previous Median Price: \$1,290,000
 Based on 56 registered House sales compared over the last two rolling 12 month periods.

Suburb Rental Yield

+3.3%

Current Median Price: \$1,235,000
 Current Median Rent: \$790
 Based on 15 registered House rentals compared over the last 12 months.

Median Weekly Rents (Units)



Suburb Sale Price Growth

-19.8%

Current Median Price: \$786,000
 Previous Median Price: \$980,000
 Based on 25 registered Unit sales compared over the last two rolling 12 month periods.

Suburb Rental Yield

+2.7%

Current Median Price: \$786,000
 Current Median Rent: \$410
 Based on 6 registered Unit rentals compared over the last 12 months.

WEETANGERA - Recently Sold Properties

Median Sale Price

\$1.24m

Based on 24 recorded House sales within the last 12 months (Financial Year 2024)

Based on a rolling 12 month period and may differ from calendar year statistics

Suburb Growth

-4.3%

Current Median Price: \$1,235,000
Previous Median Price: \$1,290,000

Based on 56 recorded House sales compared over the last two rolling 12 month periods

Sold Properties

24

Based on recorded House sales within the 12 months (Financial Year 2024)

Based on a rolling 12 month period and may differ from calendar year statistics

60 SOUTHWELL ST

\$1,750,000

Sold Jun 2024
56 Days

2,396 m² 4 2 3

34 MCLACHLAN CRES

\$1,400,000

Sold Jun 2024
23 Days

1,042 m² 4 2 2

26 ABERNETHY ST

\$1,310,000

Sold May 2024
25 Days

926 m² 4 2 4

23 SHUMACK ST

\$1,550,000

Sold May 2024
58 Days

2,413 m² 5 2 2

9 SOUTHWELL ST

\$880,000

Sold May 2024
N/A

4 2 2

6 COPPIN PL

\$1,205,000

Sold Apr 2024
23 Days

785 m² 4 2 2

45 ABERNETHY ST

\$925,000

Sold Mar 2024
N/A

900 m² 4 2 1

63 SPRINGVALE DR

\$1,550,000

Sold Mar 2024
22 Days

1,252 m² 4 3 4

11 MOWLE PL


\$1,580,000

Sold Mar 2024
17 Days

847 m² 4 2 2

6 DARMODY ST

\$1,450,000



SEARCHED
July
2024
4 Days
10:00 AM - 10:00 PM

1,223 m²

3

2

1

by iStock

WEETANGERA - Properties For Rent

Median Rental Price

\$790 /w

Based on 15 recorded House rentals within the last 12 months (Financial Year 2024)

Based on a rolling 12 month period and may differ from calendar year statistics

Rental Yield

+3.3%

Current Median Price: \$1,235,000
Current Median Rent: \$790

Based on 24 recorded House sales and 15 House rentals compared over the last 12 months

Number of Rentals

15

Based on recorded House rentals within the last 12 months (Financial Year 2024)

Based on a rolling 12 month period and may differ from calendar year statistics

