

**RayWhite.**

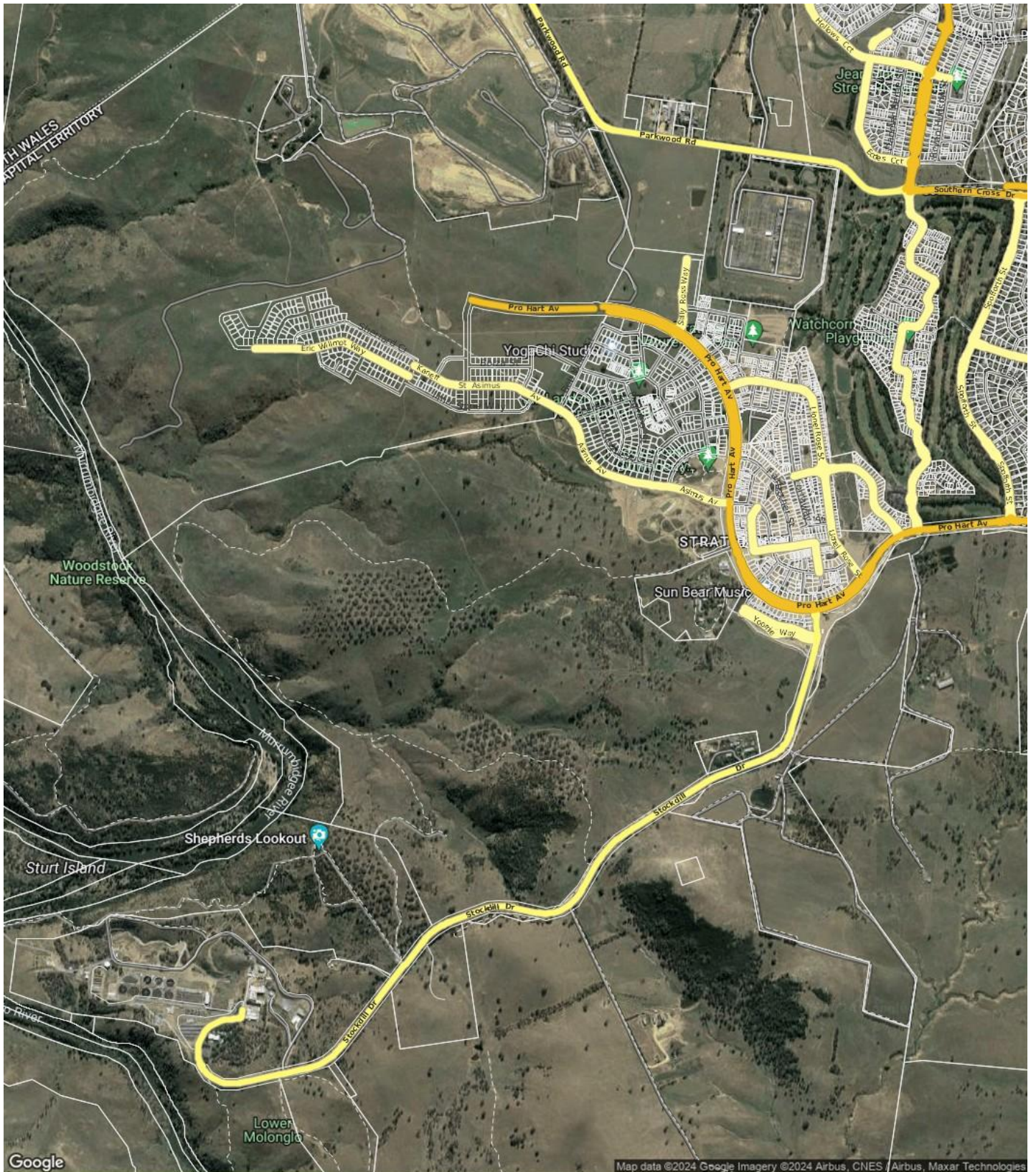
# Suburb flyover report

STRATHNAIRN (HOUSE)

PREPARED BY: CUSTOMER CARE VA , RAY WHITE CANBERRA



# STRATHNAIRN - Suburb Map



# STRATHNAIRN - Sales Statistics (Houses)

Year	# Sales	Median	Growth	Low	High
2019	2	\$ 382,500	0.0 %	\$ 256,000	\$ 509,000
2020	78	\$ 568,000	48.5 %	\$ 243,000	\$ 856,260
2021	37	\$ 670,000	18.0 %	\$ 139,405	\$ 1,200,000
2022	32	\$ 940,250	40.3 %	\$ 625,000	\$ 1,650,000
2023	34	\$ 888,500	-5.5 %	\$ 380,000	\$ 1,435,000
2024	5	\$ 1,080,000	21.6 %	\$ 726,000	\$ 1,175,000

Median Sale Price  
**\$990k**

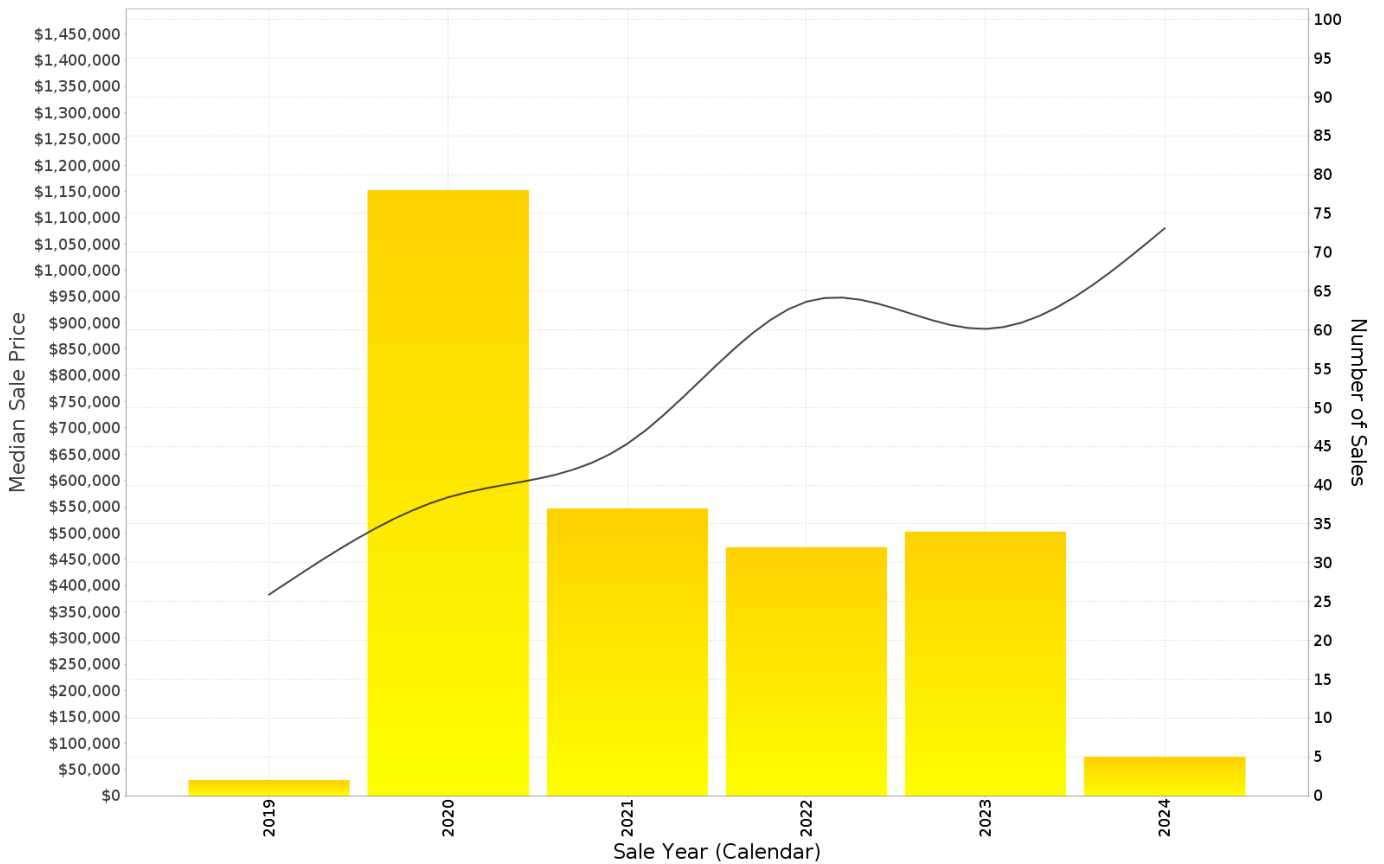
Based on 26 recorded House sales within the last 12 months (Financial Year 2024)

Based on a rolling 12 month period and may differ from calendar year statistics

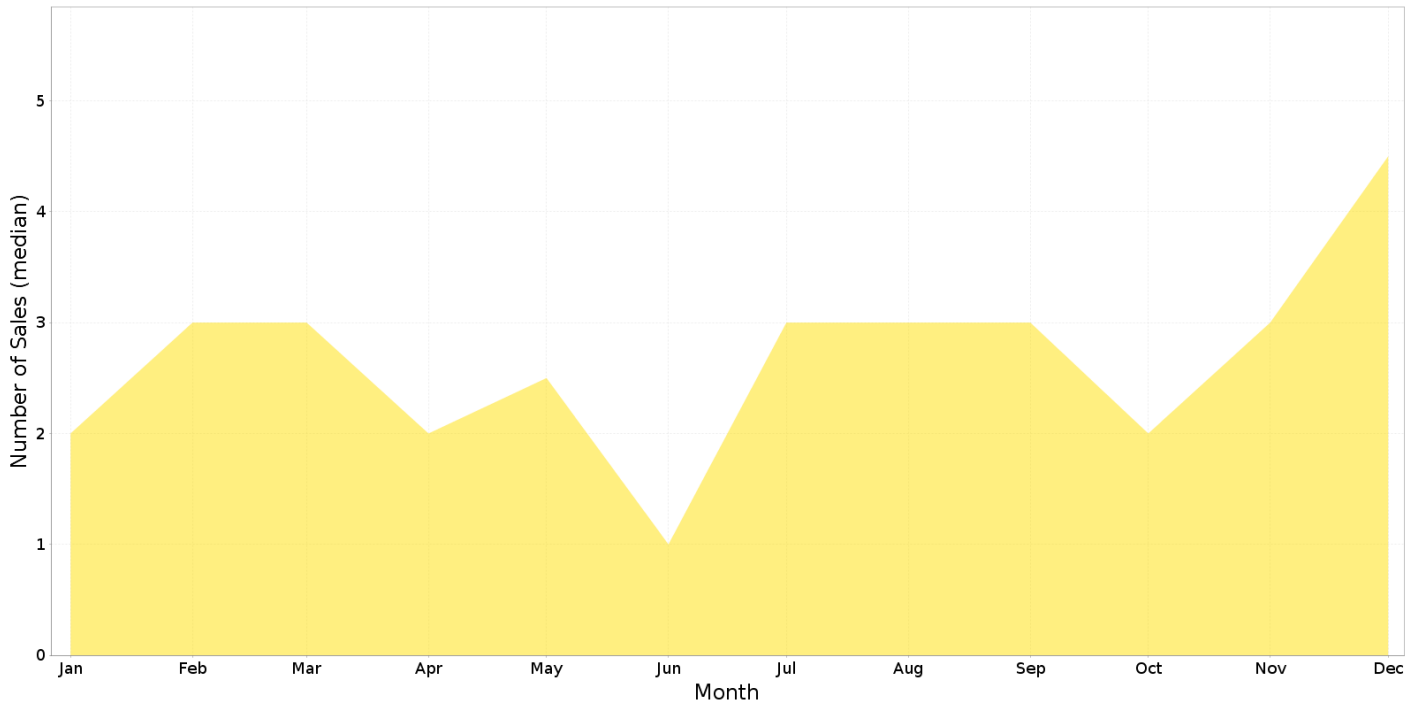
Suburb Growth  
**+12.2%**

Current Median Price: \$990,000  
Previous Median Price: \$882,500

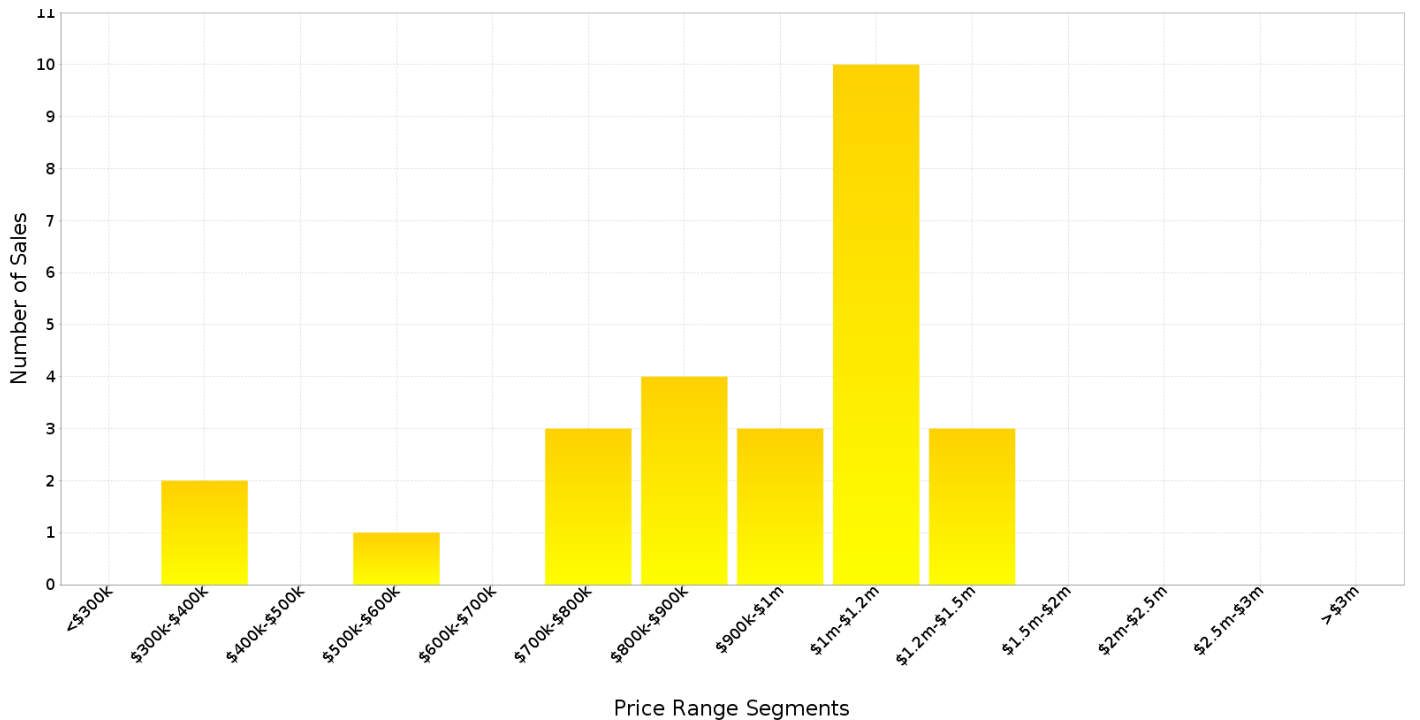
Based on 54 recorded House sales compared over the last two rolling 12 month periods



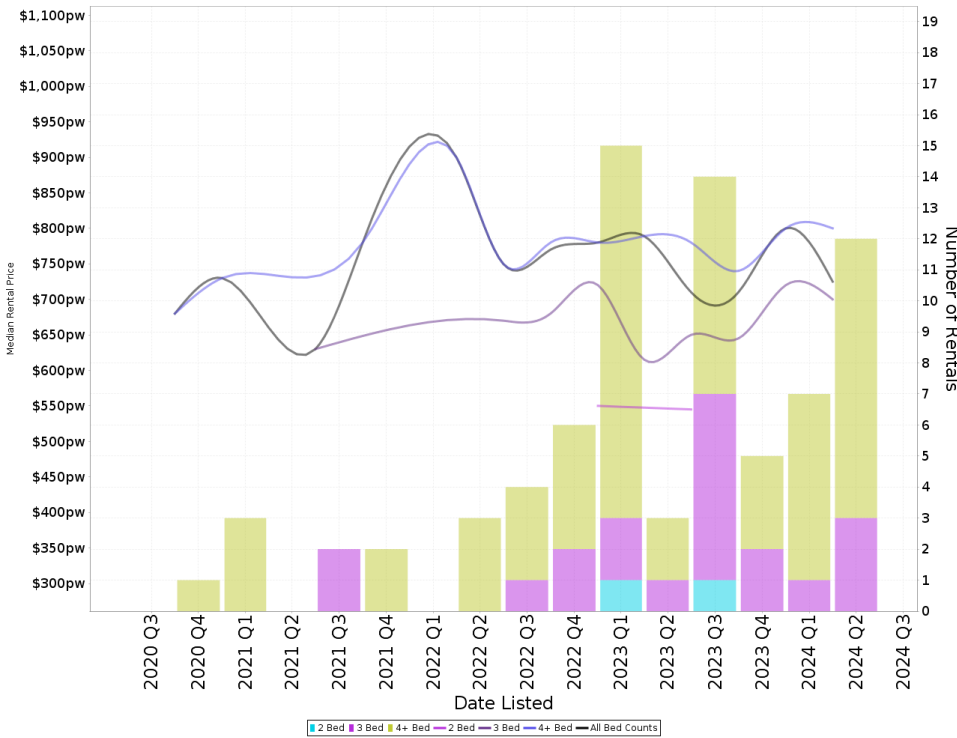
## STRATHNAIRN - Peak Selling Periods (3 years)



## STRATHNAIRN - Price Range Segments (12 months)



## Median Weekly Rents (Houses)



### Suburb Sale Price Growth

**+12.2%**

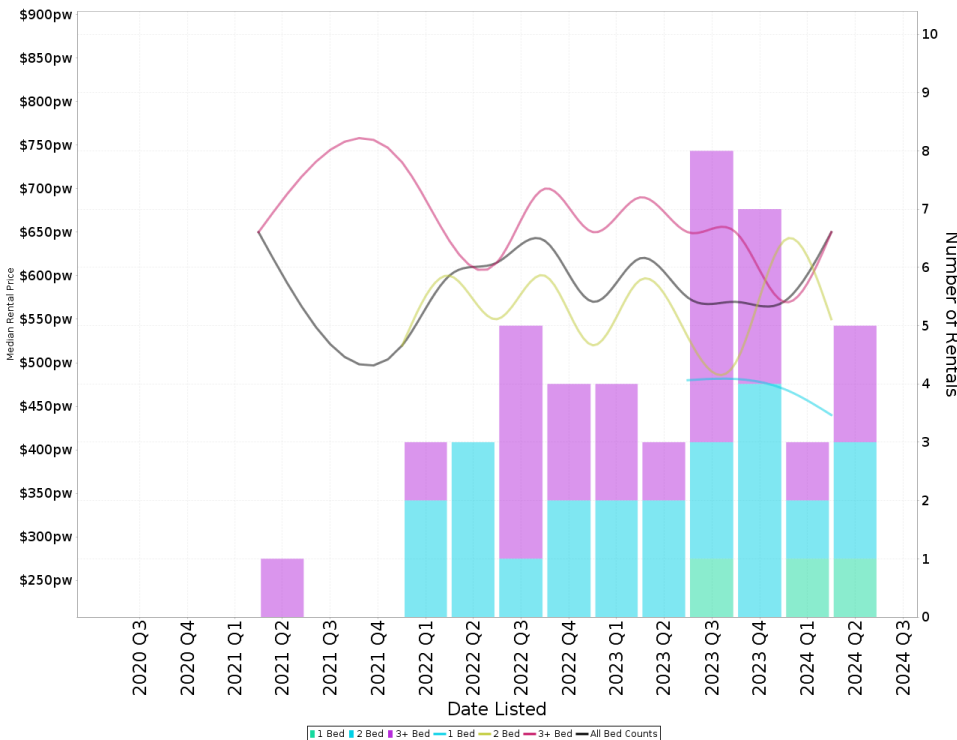
Current Median Price: \$990,000  
Previous Median Price: \$882,500  
Based on 54 registered House sales compared over the last two rolling 12 month periods.

### Suburb Rental Yield

**+3.9%**

Current Median Price: \$990,000  
Current Median Rent: \$750  
Based on 38 registered House rentals compared over the last 12 months.

## Median Weekly Rents (Units)



### Suburb Sale Price Growth

**-26.3%**

Current Median Price: \$582,000  
Previous Median Price: \$790,000  
Based on 23 registered Unit sales compared over the last two rolling 12 month periods.

### Suburb Rental Yield

**+5.1%**

Current Median Price: \$582,000  
Current Median Rent: \$575  
Based on 23 registered Unit rentals compared over the last 12 months.

# STRATHNAIRN - Recently Sold Properties

Median Sale Price

**\$990k**

Based on 26 recorded House sales within the last 12 months (Financial Year 2024)

Based on a rolling 12 month period and may differ from calendar year statistics

Suburb Growth

**+12.2%**

Current Median Price: \$990,000  
Previous Median Price: \$882,500

Based on 54 recorded House sales compared over the last two rolling 12 month periods

# Sold Properties

**26**

Based on recorded House sales within the 12 months (Financial Year 2024)

Based on a rolling 12 month period and may differ from calendar year statistics

**3 FAIRBROTHER ST**

**\$618,000**

Sold Jul 2024, 14 Days

114 m<sup>2</sup> 2 2 1

**46 JOAN TULLY CRT**

**\$1,100,000**

Sold Jul 2024, 81 Days

350 m<sup>2</sup> 5 4 2

**44 JOAN TULLY CRT**

**\$1,200,000**

Sold Jun 2024, 70 Days

450 m<sup>2</sup> 4 3 2

**37 CAMELEER LANE**

**\$855,000**

Sold Jun 2024, 54 Days

240 m<sup>2</sup> 4 2 2

**2 FERRARI CRT**

**\$708,600**

Sold Jun 2024, 60 Days

116 m<sup>2</sup> 3 2 1

**166 PRO HART CRT**

**\$955,000**

Sold Jun 2024, 49 Days

493 m<sup>2</sup> 4 3 2

**44 TREDWELL ST**

**\$735,000**

Sold Jun 2024, 39 Days

140 m<sup>2</sup> 3 2 1

**17 FREARSON ST**

**\$1,190,000**

Sold Jun 2024, 58 Days

529 m<sup>2</sup> 4 2 2

**53 JILL LANDSBERG TCE**

**\$1,135,000**

Sold Apr 2024, 77 Days

527 m<sup>2</sup> 4 2 2

1/32 JILL LANDSBERG TCE




\$1,100,000



549 m<sup>2</sup> 4 2 2

19 CAMELEER LANE




\$795,000



180 m<sup>2</sup> 3 2 2

48 TREDWELL ST




\$726,000



199 m<sup>2</sup> 3 2 2

23 PAGLIANO ST




\$980,000




447 m<sup>2</sup> 4 2 2

3 KEACH CL



\$1,165,000



500 m<sup>2</sup> 4 2 2

# STRATHNAIRN - Properties For Rent

## Median Rental Price

**\$750 /w**

Based on 38 recorded House rentals within the last 12 months (Financial Year 2024)

Based on a rolling 12 month period and may differ from calendar year statistics

## Rental Yield

**+3.9%**

Current Median Price: \$990,000  
Current Median Rent: \$750

Based on 26 recorded House sales and 38 House rentals compared over the last 12 months

## Number of Rentals

**38**

Based on recorded House rentals within the last 12 months (Financial Year 2024)

Based on a rolling 12 month period and may differ from calendar year statistics

**28 Castagna Street**

**\$720 Per Week**

526 m<sup>2</sup> 3 2 2

Jun 2024 17 Days

**3 BLUE FOLK LANE**

**\$850 Per Week**

542 m<sup>2</sup> 4 2 2

May 2024 55 Days

**72 Pro Hart Avenue**

**\$725 per week**

467 m<sup>2</sup> 4 2 2

May 2024 64 Days

**12 KAYLOCK STREET**

**\$700 per week**

455 m<sup>2</sup> 3 2 2

Apr 2024 74 Days

**9 Tranter Street**

**\$650 per week**

140 m<sup>2</sup> 3 2 1

Nov 2023 225 Days