

**RayWhite.**

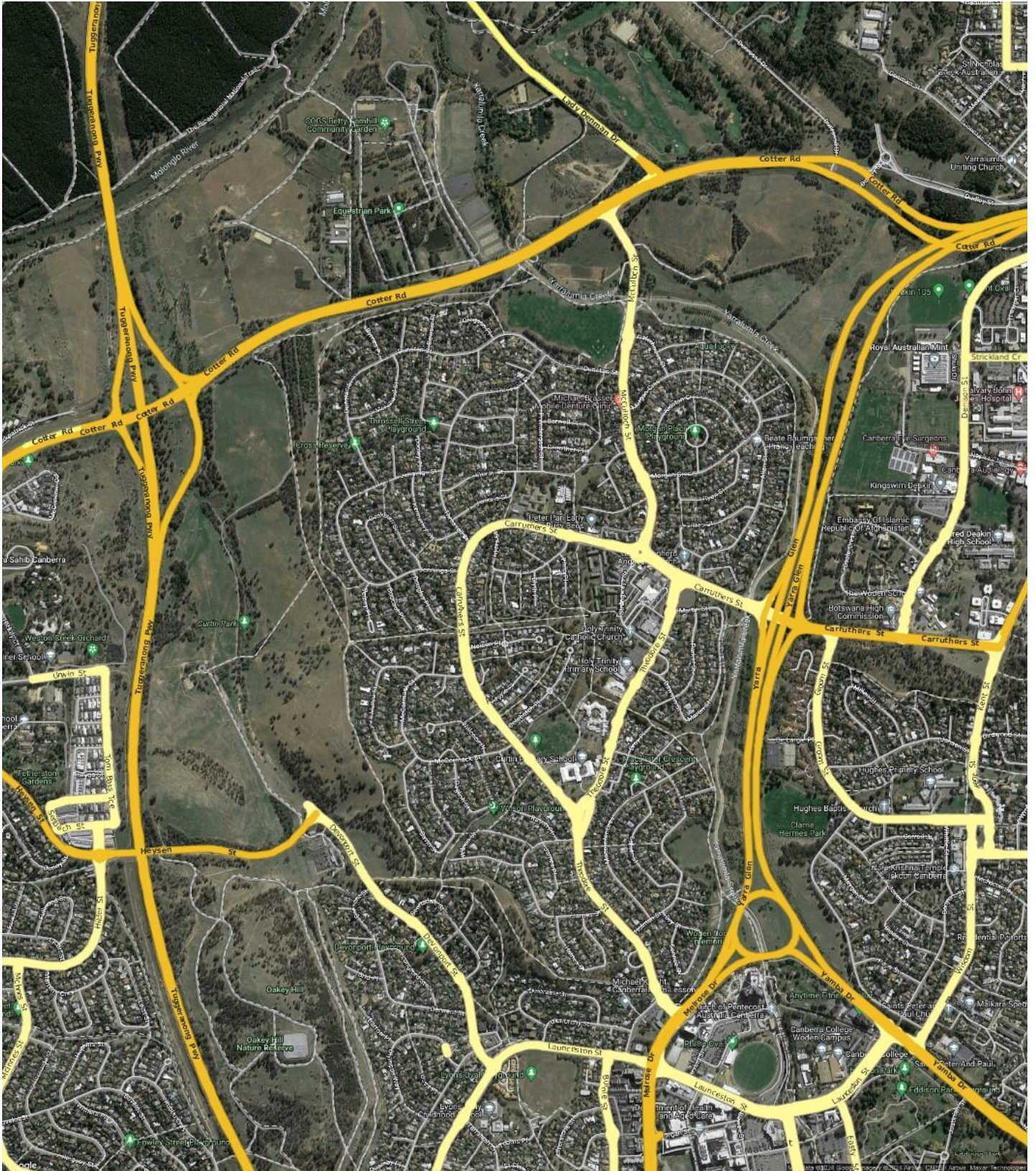
# Suburb flyover report

CURTIN (HOUSE)

PREPARED BY: CUSTOMER CARE VA , RAY WHITE CANBERRA



# CURTIN - Suburb Map



# CURTIN - Sales Statistics (Houses)

Year	# Sales	Median	Growth	Low	High
2006	88	\$ 478,750	0.0 %	\$ 200,000	\$ 1,360,000
2007	93	\$ 550,000	14.9 %	\$ 212,500	\$ 1,503,500
2008	51	\$ 564,000	2.5 %	\$ 142,500	\$ 1,160,000
2009	65	\$ 595,000	5.5 %	\$ 27,500	\$ 1,090,000
2010	52	\$ 676,000	13.6 %	\$ 290,000	\$ 1,410,000
2011	52	\$ 670,000	-0.9 %	\$ 290,000	\$ 1,220,000
2012	60	\$ 672,500	0.4 %	\$ 210,000	\$ 1,390,000
2013	63	\$ 700,000	4.1 %	\$ 70,000	\$ 1,140,000
2014	72	\$ 685,000	-2.1 %	\$ 160,000	\$ 1,925,000
2015	72	\$ 760,500	11.0 %	\$ 200,000	\$ 1,700,000
2016	62	\$ 830,000	9.1 %	\$ 480,000	\$ 1,400,000
2017	73	\$ 900,000	8.4 %	\$ 150,000	\$ 1,515,000
2018	55	\$ 910,000	1.1 %	\$ 114,000	\$ 2,335,000
2019	81	\$ 925,000	1.6 %	\$ 585,000	\$ 2,315,000
2020	85	\$ 1,020,000	10.3 %	\$ 185,000	\$ 2,500,000
2021	91	\$ 1,410,000	38.2 %	\$ 445,000	\$ 2,900,000
2022	72	\$ 1,344,000	-4.7 %	\$ 750,000	\$ 3,250,000
2023	65	\$ 1,375,000	2.3 %	\$ 150,000	\$ 3,025,000
2024	14	\$ 1,560,000	13.5 %	\$ 900,000	\$ 2,500,000

Median Sale Price  
**\$1.36m**

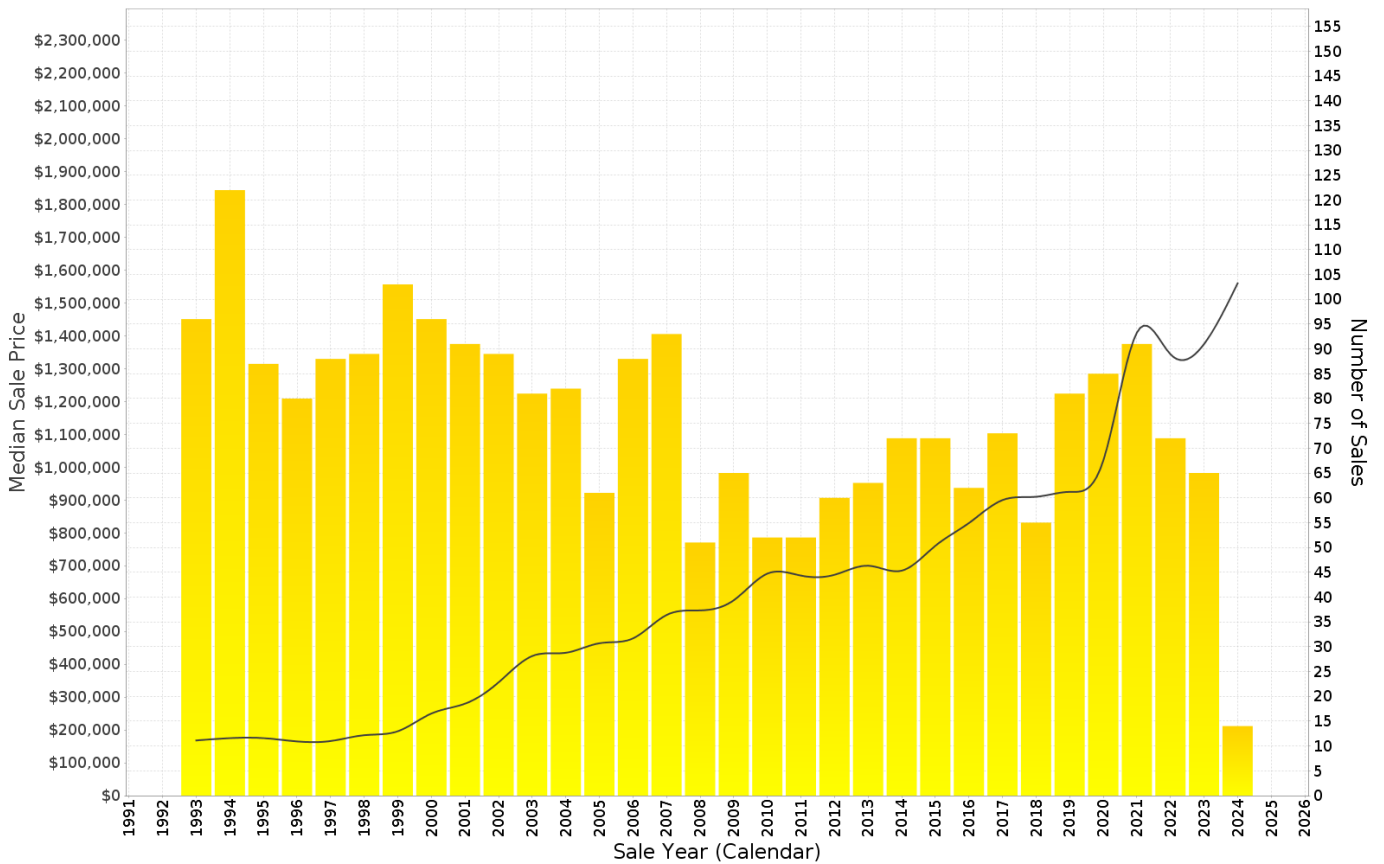
Based on 52 recorded House sales within the last 12 months (Financial Year 2024)

Based on a rolling 12 month period and may differ from calendar year statistics

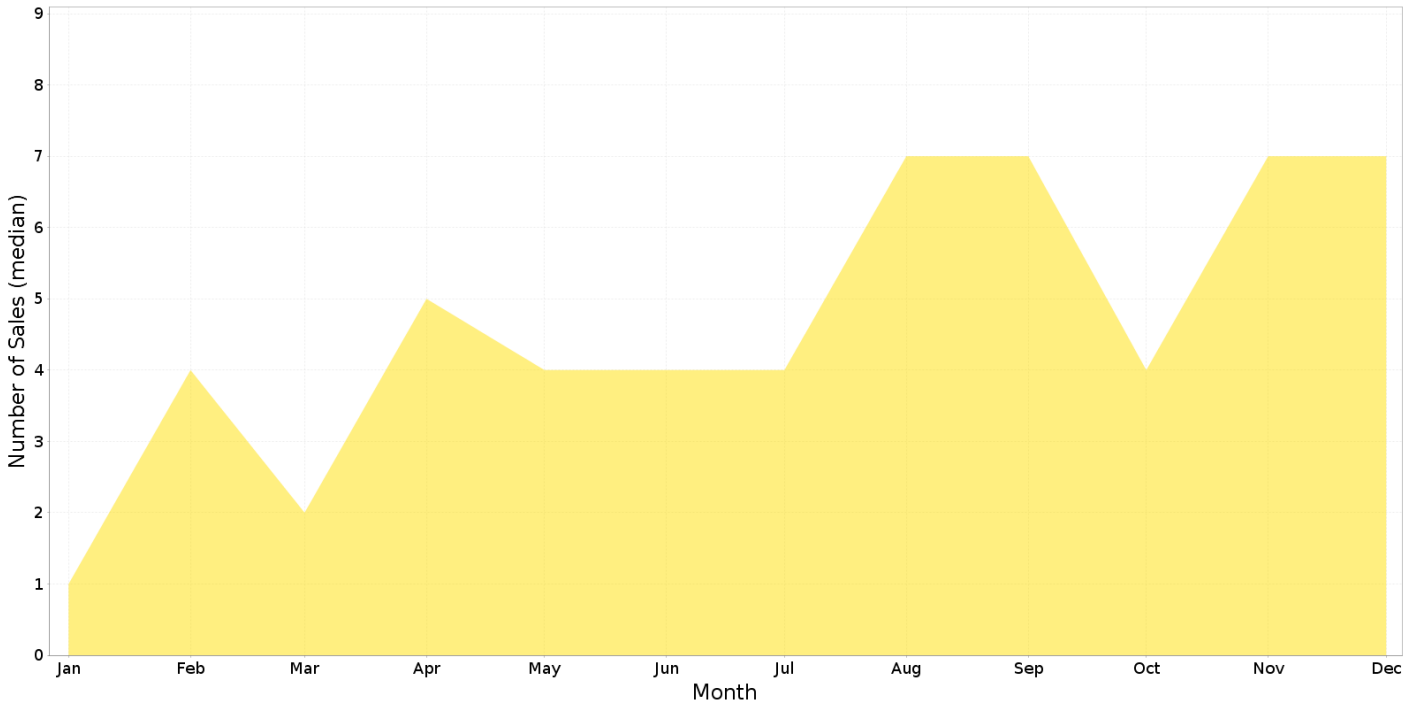
Suburb Growth  
**+5.0%**

Current Median Price: \$1,365,000  
Previous Median Price: \$1,300,000

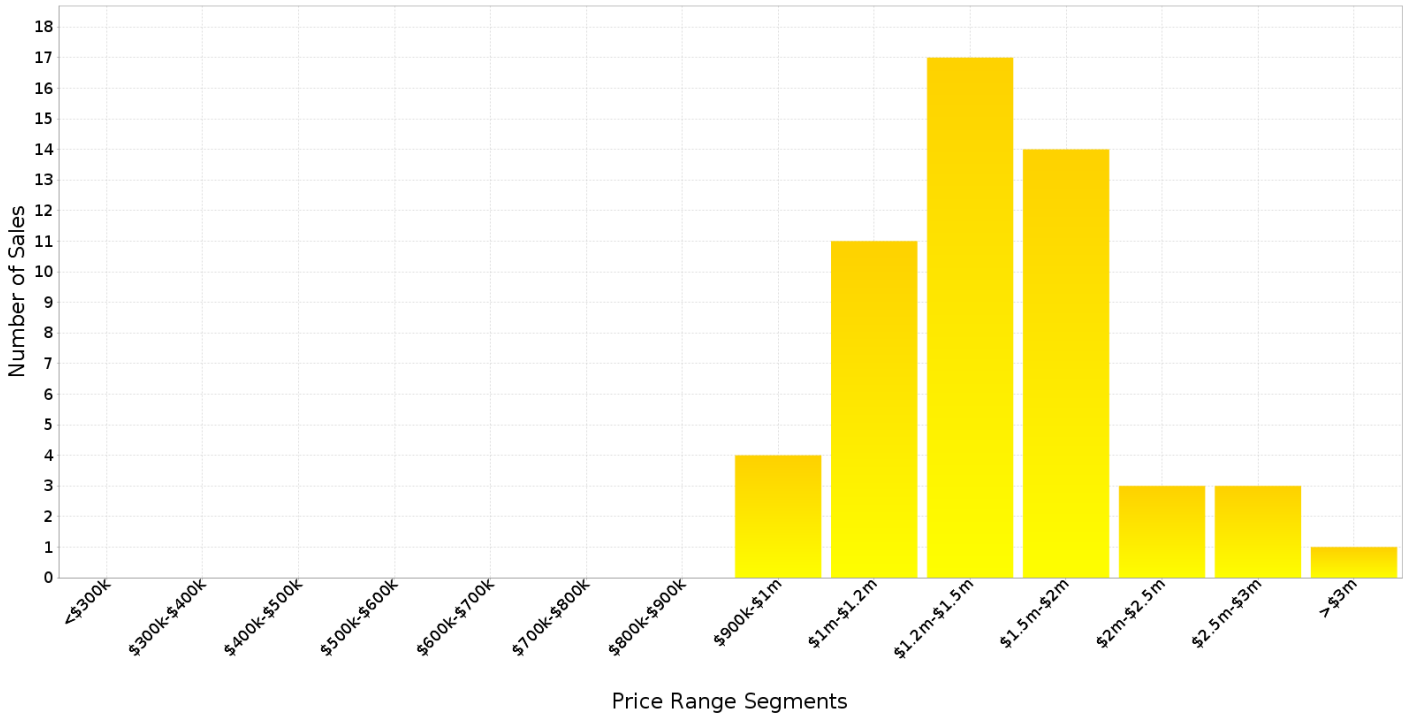
Based on 114 recorded House sales compared over the last two rolling 12 month periods



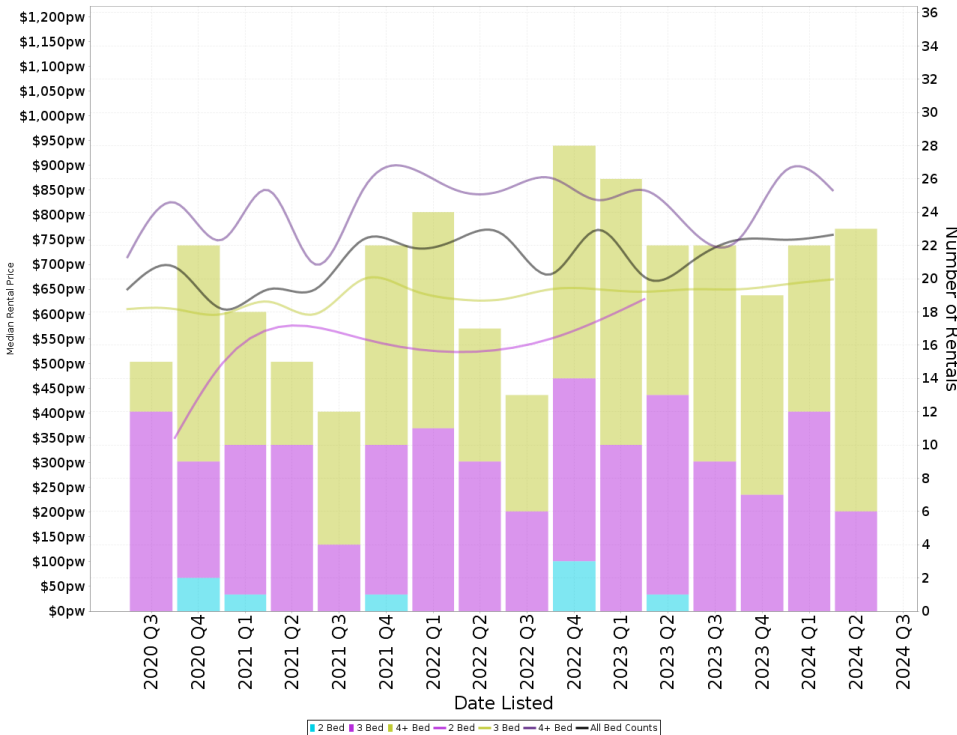
## CURTIN - Peak Selling Periods (3 years)



## CURTIN - Price Range Segments (12 months)



# Median Weekly Rents (Houses)



### Suburb Sale Price Growth

**+5.0%**

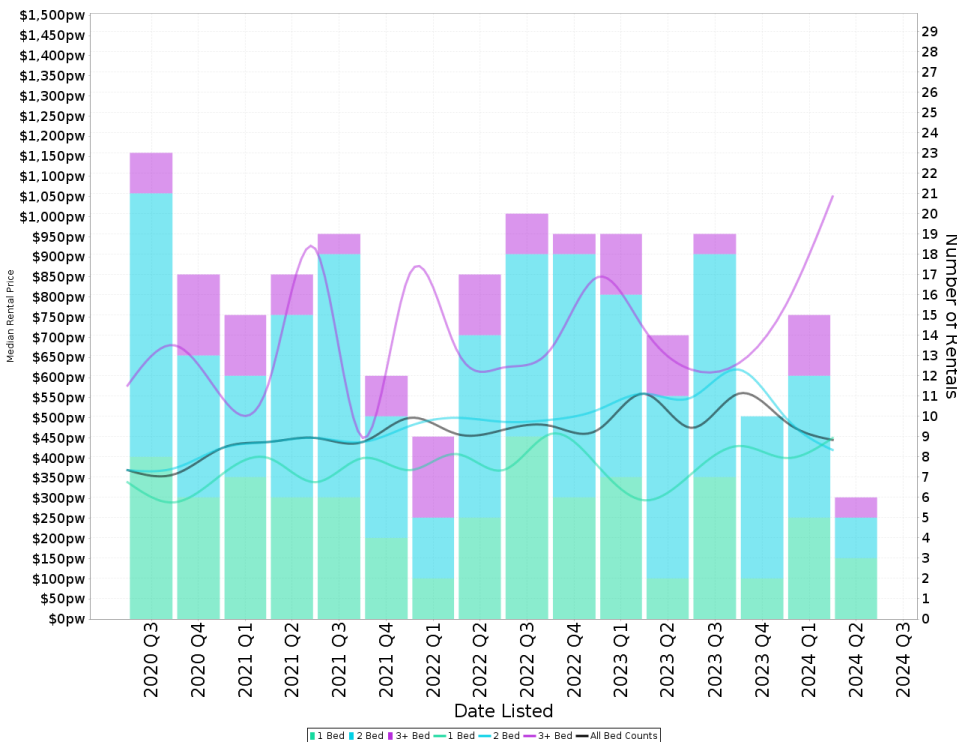
Current Median Price: \$1,365,000  
Previous Median Price: \$1,300,000  
Based on 114 registered House sales compared over the last two rolling 12 month periods.

### Suburb Rental Yield

**+2.9%**

Current Median Price: \$1,365,000  
Current Median Rent: \$750  
Based on 86 registered House rentals compared over the last 12 months.

# Median Weekly Rents (Units)



### Suburb Sale Price Growth

**+5.8%**

Current Median Price: \$404,000  
Previous Median Price: \$382,000  
Based on 40 registered Unit sales compared over the last two rolling 12 month periods.

### Suburb Rental Yield

**+6.3%**

Current Median Price: \$404,000  
Current Median Rent: \$490  
Based on 50 registered Unit rentals compared over the last 12 months.

# CURTIN - Recently Sold Properties

Median Sale Price

**\$1.36m**

Based on 52 recorded House sales within the last 12 months (Financial Year 2024)

Based on a rolling 12 month period and may differ from calendar year statistics

Suburb Growth

**+5.0%**

Current Median Price: \$1,365,000  
Previous Median Price: \$1,300,000

Based on 114 recorded House sales compared over the last two rolling 12 month periods

# Sold Properties

**52**

Based on recorded House sales within the 12 months (Financial Year 2024)

Based on a rolling 12 month period and may differ from calendar year statistics

**31 DUNSTAN ST**



**\$1,240,000**

738 m<sup>2</sup> 3 1 2

Sold Jun 2024 22 Days

**3 SLADEN PL**




**\$1,635,000**

810 m<sup>2</sup> 4 2 1

Sold Jun 2024 242 Days

**8 CROWTHER PL**



**\$1,183,000**

683 m<sup>2</sup> 3 1 -

Sold May 2024 22 Days

**47 MCCORMACK ST**




**\$1,646,000**

847 m<sup>2</sup> 5 3 3

Sold May 2024 89 Days

**1/23A PARKER ST**




**\$1,750,000**

3 2 2

Sold May 2024 26 Days

**6 MOREHEAD ST**




**\$1,557,700**

915 m<sup>2</sup> 4 2 -

Sold May 2024 22 Days

**23 ALLAN ST**



**\$1,800,000**

873 m<sup>2</sup> - - -

Sold May 2024 19 Days

**16 COCKBURN ST**




**\$1,415,000**

721 m<sup>2</sup> 3 2 1

Sold May 2024 28 Days

**9 MCPHEE PL**



**\$2,500,000**

670 m<sup>2</sup> 4 2 2

Sold May 2024 196 Days

**13 STOREY ST**

**\$1,660,000**

2024  
Mar  
578 Days

725 m<sup>2</sup> 5 2 2

**36 COLLIER ST**

**\$1,334,000**

2024  
Apr  
402 Days

859 m<sup>2</sup> 4 2 1

**8 VERRAN PL**

**\$1,620,000**

2024  
Mar  
23 Days

831 m<sup>2</sup> 5 2 1

**16 REYNOLDS ST**

**\$1,702,000**

2024  
Apr  
36 Days

1,206 m<sup>2</sup> 4 2 2

**4 COCKBURN ST**

**\$1,290,000**

2024  
Apr  
83 Days

803 m<sup>2</sup> 3 2 1

**62 HOLMAN ST**

**\$1,520,000**

2024  
Apr  
31 Days

654 m<sup>2</sup> 5 3 4

**1 FARNELL PL**

**\$1,285,000**

2024  
Apr  
22 Days

872 m<sup>2</sup> 3 1 -

**6 PEAKE PL**

**\$2,300,000**

2024  
Apr  
11 Days

1,243 m<sup>2</sup> 6 3 2

**36 KIDSTON CRES**

**\$1,135,000**

2024  
Mar  
14 Days

765 m<sup>2</sup> 3 1 3

**30 COLEBATCH PL**

**\$1,420,000**

2024  
Mar  
19 Days

855 m<sup>2</sup> 4 2 2

**10 JENKINS ST**

**\$1,832,000**

2024  
Mar  
22 Days

799 m<sup>2</sup> 5 2 1

**51 HOLMAN ST**

**\$977,500**

2024  
Feb  
24 Days

675 m<sup>2</sup> 2 1 1

# CURTIN - Properties For Rent

## Median Rental Price

**\$750 /w**

Based on 86 recorded House rentals within the last 12 months (Financial Year 2024)

Based on a rolling 12 month period and may differ from calendar year statistics

## Rental Yield

**+2.9%**

Current Median Price: \$1,365,000  
Current Median Rent: \$750

Based on 52 recorded House sales and 86 House rentals compared over the last 12 months

## Number of Rentals


**86**

Based on recorded House rentals within the last 12 months (Financial Year 2024)

Based on a rolling 12 month period and may differ from calendar year statistics

**10 McLean Place**

**\$950 per week**




731 m<sup>2</sup> 4 bedrooms 2 bathrooms 2 car spaces

For Rent - Current - For Rent - Current  
Jul 2024  
2 Days

**12 WILLCOCK PLACE**

**\$1150 per week**



700 m<sup>2</sup> 4 bedrooms 2 bathrooms 1 car space

For Rent - Current - For Rent - Current  
Jun 2024  
15 Days

**16 REYNOLDS STREET**

**\$890 per week**




1,206 m<sup>2</sup> 4 bedrooms 2 bathrooms 2 car spaces

For Rent - Current - For Rent - Current  
Jun 2024  
18 Days

**46 Holman Street**

**\$780 per week**



922 m<sup>2</sup> 4 bedrooms 1 bathroom 3 car spaces

For Rent - Current - For Rent - Current  
Jun 2024  
23 Days