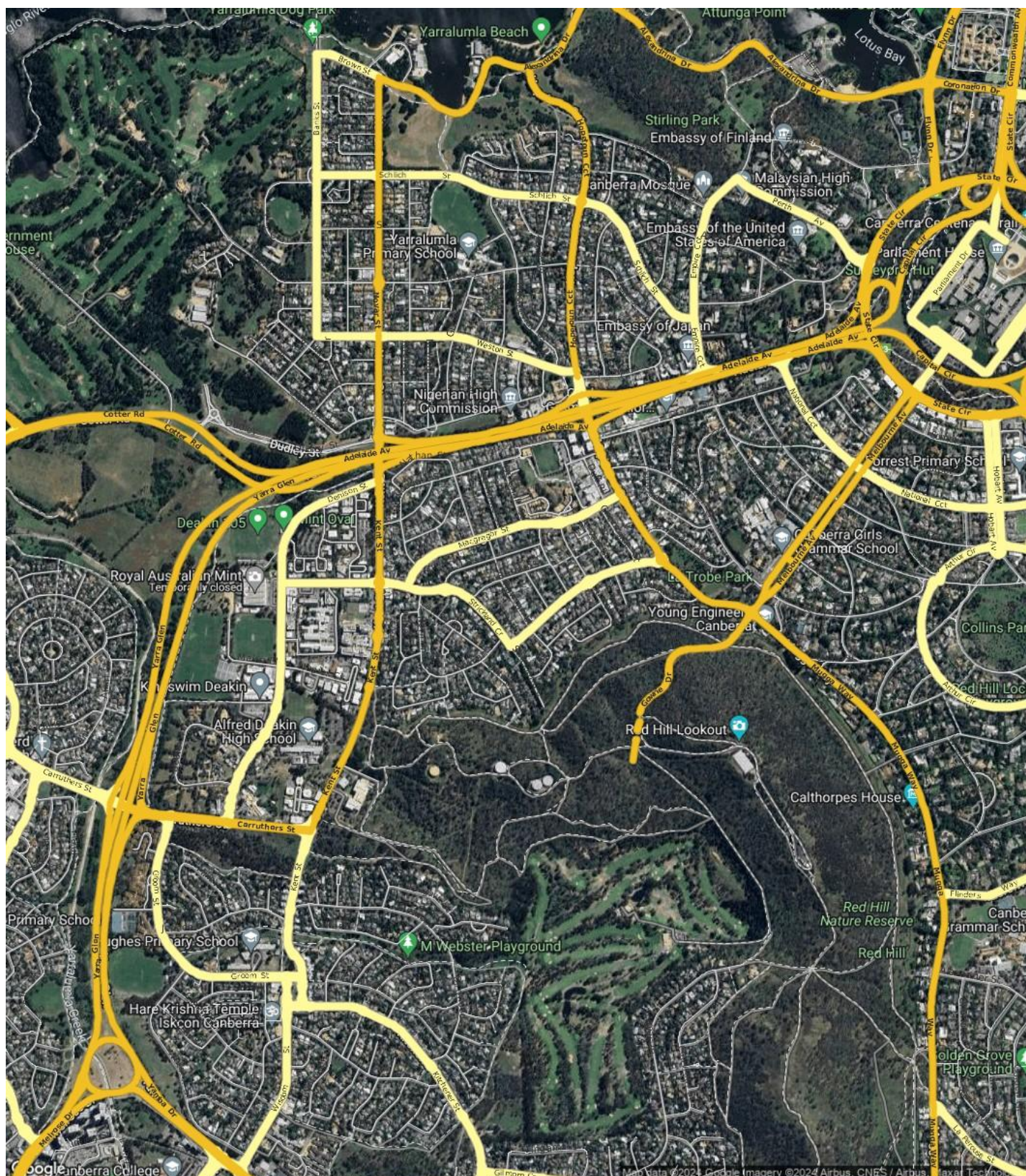


**RayWhite.**

**Suburb**  
flyover report

DEAKIN (HOUSE)  
PREPARED BY: RAY WHITE CANBERRA, RAY WHITE CORPORATE DEFAULT

# DEAKIN - Suburb Map



Prepared on 09/05/2024 by Ray White Canberra , 03 9725 7444 at Ray White Corporate Default. © Property Data Solutions Pty Ltd 2024 (pricefinder.com.au)

The materials are provided as an information source only. © ACT Planning and Land Authority May/2024. The Territory Data is the property of the Australian Capital Territory. No part of it may in any form or by any means (electronic, mechanical, microcopying, photocopying, recording or otherwise) be reproduced, stored in a retrieval system or transmitted without prior written permission. Enquiries should be directed to: Director, Customer Services ACT Planning and Land Authority GPO Box 1908 Canberra ACT 2601.

# DEAKIN - Sales Statistics (Houses)

Year	# Sales	Median	Growth	Low	High
2006	35	\$ 675,000	0.0 %	\$ 4,200	\$ 1,500,000
2007	55	\$ 820,000	21.5 %	\$ 185,000	\$ 2,075,000
2008	43	\$ 760,000	-7.3 %	\$ 549,500	\$ 1,605,000
2009	47	\$ 803,000	5.7 %	\$ 575,000	\$ 4,300,000
2010	38	\$ 881,500	9.8 %	\$ 615,000	\$ 2,150,000
2011	36	\$ 902,500	2.4 %	\$ 600,000	\$ 2,271,000
2012	49	\$ 936,000	3.7 %	\$ 598,000	\$ 2,450,000
2013	43	\$ 860,000	-8.1 %	\$ 450,000	\$ 1,551,000
2014	46	\$ 915,000	6.4 %	\$ 575,000	\$ 1,625,000
2015	54	\$ 995,000	8.7 %	\$ 375,000	\$ 2,450,000
2016	40	\$ 1,170,500	17.6 %	\$ 440,000	\$ 2,650,000
2017	47	\$ 1,235,000	5.5 %	\$ 400,000	\$ 5,750,000
2018	34	\$ 1,307,500	5.9 %	\$ 792,000	\$ 3,750,000
2019	42	\$ 1,362,500	4.2 %	\$ 890,000	\$ 3,245,000
2020	60	\$ 1,379,250	1.2 %	\$ 650,000	\$ 3,500,000
2021	45	\$ 2,175,000	57.7 %	\$ 1,150,000	\$ 24,000,000
2022	44	\$ 2,037,500	-6.3 %	\$ 185,000	\$ 9,000,000
2023	40	\$ 1,775,000	-12.9 %	\$ 900,000	\$ 6,770,000
2024	1	\$ 1,800,000	1.4 %	\$ 1,800,000	\$ 1,800,000

## Median Sale Price

# \$1.8m

Based on 31 recorded House sales within the last 12 months (Apr '23 - Mar '24)

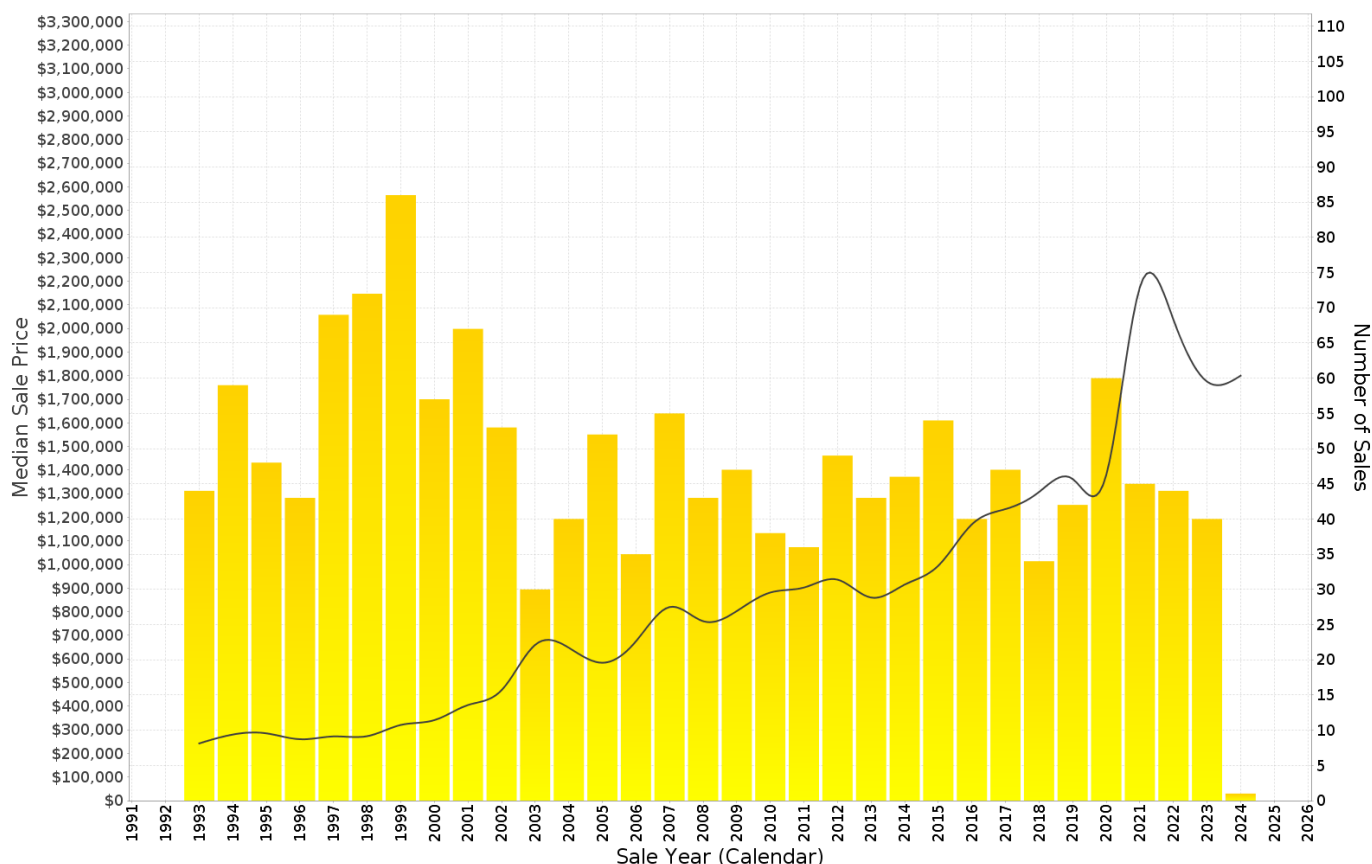
Based on a rolling 12 month period and may differ from calendar year statistics

## Suburb Growth

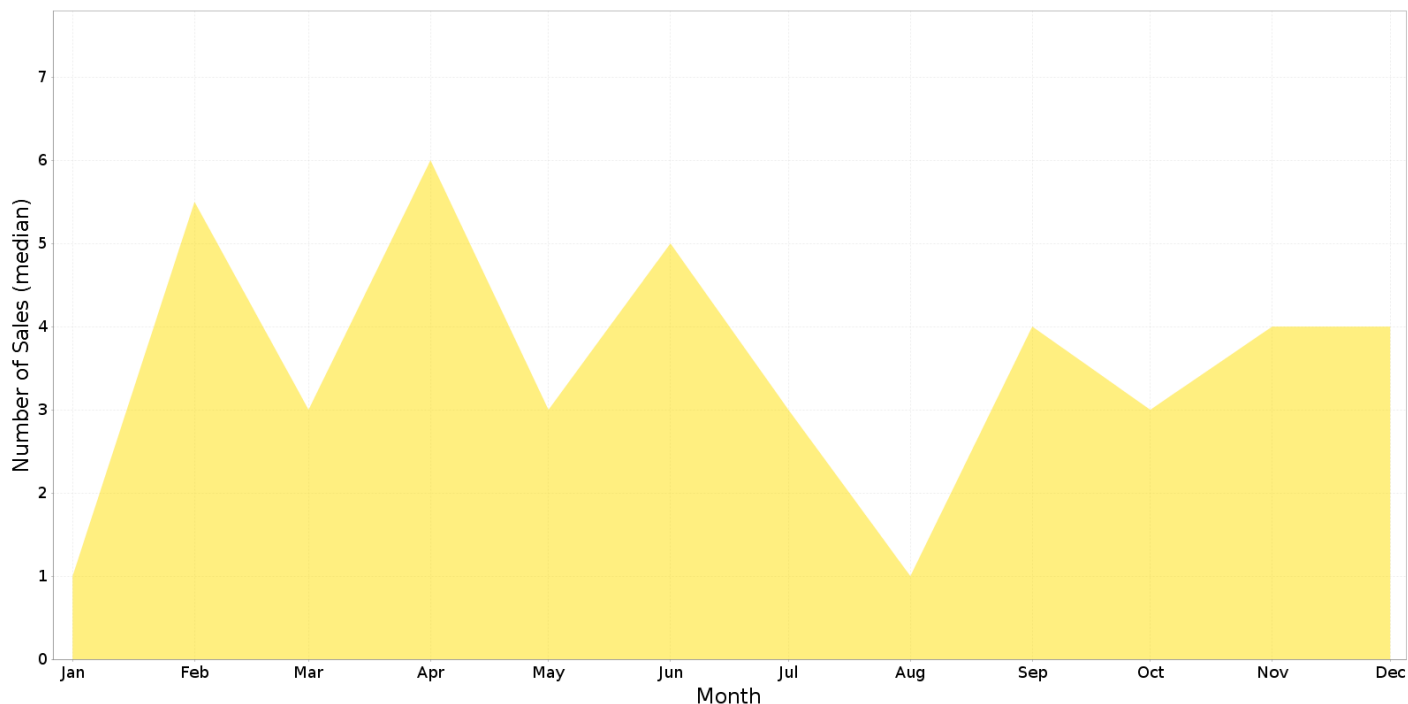
# -13.3%

Current Median Price: \$1,800,000  
Previous Median Price: \$2,075,000

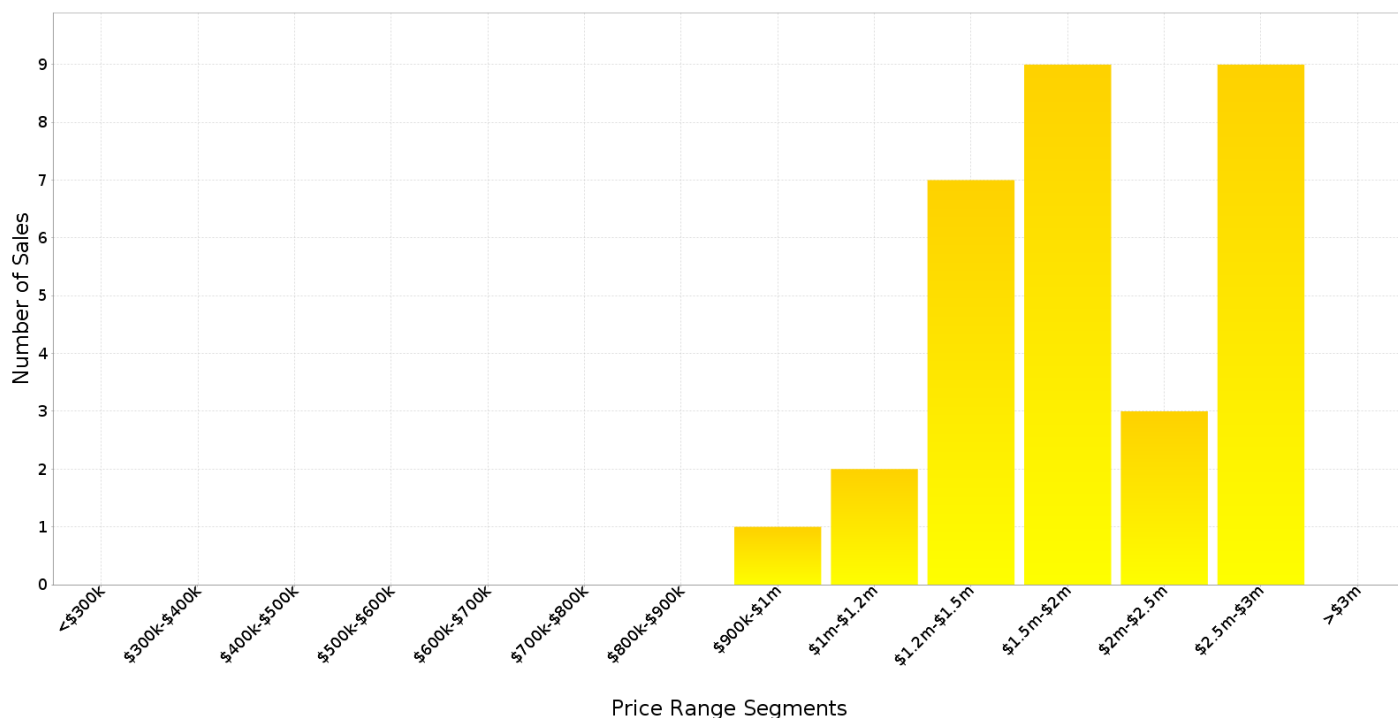
Based on 77 recorded House sales compared over the last two rolling 12 month periods



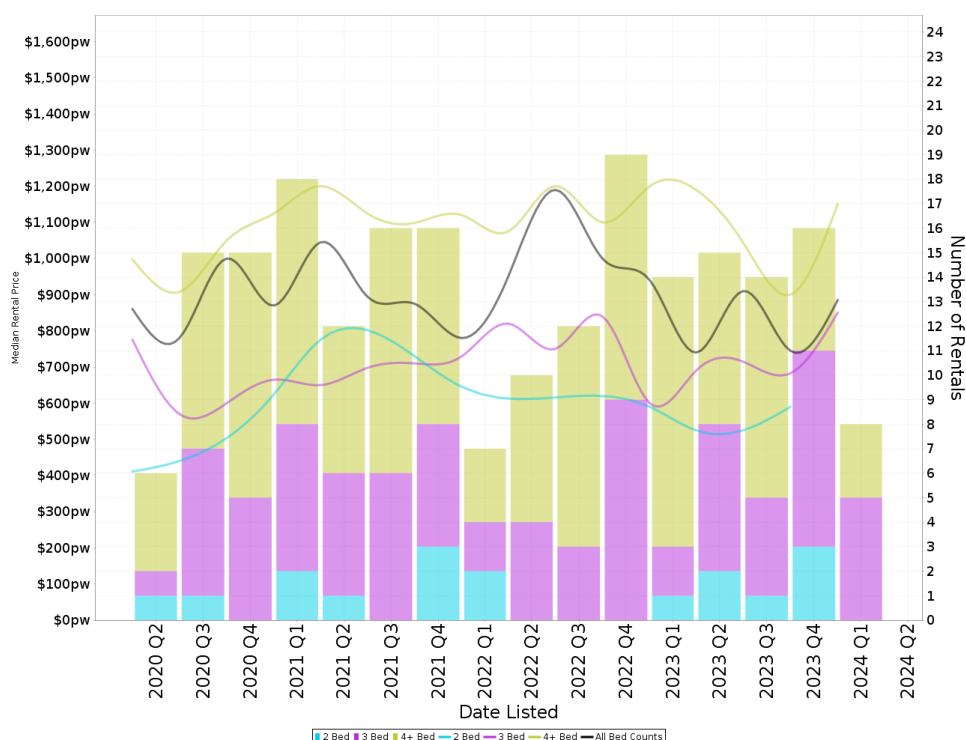
## DEAKIN - Peak Selling Periods (3 years)



## DEAKIN - Price Range Segments (12 months)



## Median Weekly Rents (Houses)



Suburb Sale Price Growth

**-13.3%**

Current Median Price: \$1,800,000  
Previous Median Price: \$2,075,000

Based on 77 registered House sales compared over the last two rolling 12 month periods.

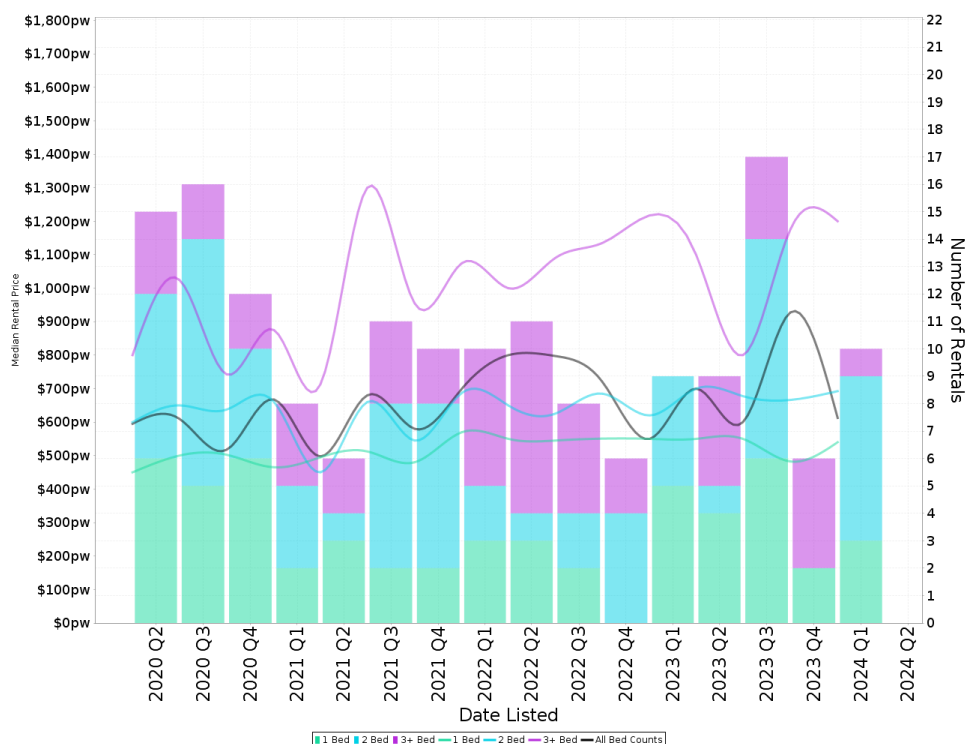
Suburb Rental Yield

**+2.4%**

Current Median Price: \$1,800,000  
Current Median Rent: \$840

Based on 53 registered House rentals compared over the last 12 months.

## Median Weekly Rents (Units)



Suburb Sale Price Growth

**+42.3%**

Current Median Price: \$1,160,000  
Previous Median Price: \$815,000

Based on 30 registered Unit sales compared over the last two rolling 12 month periods.

Suburb Rental Yield

**+3.0%**

Current Median Price: \$1,160,000  
Current Median Rent: \$675

Based on 42 registered Unit rentals compared over the last 12 months.

# DEAKIN - Recently Sold Properties

Median Sale Price

**\$1.8m**

Based on 31 recorded House sales within the last 12 months (Apr '23 - Mar '24)

Based on a rolling 12 month period and may differ from calendar year statistics

Suburb Growth

**-13.3%**

Current Median Price: \$1,800,000  
Previous Median Price: \$2,075,000

Based on 77 recorded House sales compared over the last two rolling 12 month periods

# Sold Properties

**31**

Based on recorded House sales within the 12 months (Apr '23 - Mar '24)

Based on a rolling 12 month period and may differ from calendar year statistics

**74 DOMINION CCT**

**\$4,001,000**

1,873 m<sup>2</sup> 5 3 2

2024  
Apr  
21 Days

**14 FERGUSSON CRES**

**\$2,500,000**

883 m<sup>2</sup> 4 3 2

2024  
Apr  
161 Days

**37 STONEHAVEN CRES**

**\$1,701,000**

740 m<sup>2</sup> 4 2 2

2024  
Mar  
22 Days

**81 STRICKLAND CRES**

**\$1,866,000**

801 m<sup>2</sup> 4 2 2

2024  
Mar  
22 Days

**5 HOPETOON CCT**

**\$1,560,000**

712 m<sup>2</sup> 4 3 2

2024  
Feb  
22 Days

**3 RAWSON ST**

**\$3,000,000**

729 m<sup>2</sup> 4 2 2

2024  
Feb  
38 Days

**41 NORMAN ST**

**\$1,800,000**

747 m<sup>2</sup> 4 2 2

2024  
Jan  
15 Days

**19 GALWAY PL**

**\$1,980,000**

694 m<sup>2</sup> 4 2 2

2023  
Dec  
17 Days


**32 BEDFORD ST**

**\$1,670,000**

608 m<sup>2</sup> 4 2 2

2023  
Dec  
51 Days

**4 BARRON ST**



**\$1,615,000**

Dec 2023  
203 Days

654 m<sup>2</sup> 3 1 2

**10 MACGREGOR ST**




**\$1,051,950**

Dec 2023  
82 Days

556 m<sup>2</sup> 3 1 1

**12 CARRINGTON ST**



**\$1,698,000**

Dec 2023  
22 Days

669 m<sup>2</sup> 3 1 2

**99 STRICKLAND CRES**



**\$2,800,000**

Nov 2023  
46 Days

746 m<sup>2</sup> 4 2 1

**130 STRICKLAND CRES**



**\$2,230,000**

Nov 2023  
21 Days

677 m<sup>2</sup> 4 3 2

**6 HOTHAM CRES**



**\$2,850,000**

Nov 2023  
22 Days

1,455 m<sup>2</sup> 4 3 2

# DEAKIN - Properties For Rent

## Median Rental Price

**\$840 /w**

Based on 53 recorded House rentals within the last 12 months (Apr '23 - Mar '24)

Based on a rolling 12 month period and may differ from calendar year statistics

## Rental Yield

**+2.4%**

Current Median Price: \$1,800,000  
Current Median Rent: \$840

Based on 31 recorded House sales and 53 House rentals compared over the last 12 months

## Number of Rentals

**53**

Based on recorded House rentals within the last 12 months (Apr '23 - Mar '24)

Based on a rolling 12 month period and may differ from calendar year statistics

**35 Stonehaven Crescent**

**\$590 per week**




910 m<sup>2</sup> 4 Beds 2 Bath 1 Car

Apr 2024 21 Days

**65 Kent Street**

**\$900.00 -**




872 m<sup>2</sup> 4 Beds 1 Bath 4 Car

Apr 2024 27 Days

**8A Lawley Street**

**\$799 Per Week**




1,003 m<sup>2</sup> 4 Beds 2 Bath 1 Car

Mar 2024 50 Days

**20 Hopetoun Circuit**

**\$950 Per Week**




602 m<sup>2</sup> 3 Beds 2 Bath 2 Car

Mar 2024 65 Days

**24 Norman Street**

**\$1,200 per**




635 m<sup>2</sup> 4 Beds 1 Bath 1 Car

Feb 2024 83 Days

**4 Barron Street**

**\$625.00 pw**



654 m<sup>2</sup> 3 Beds 1 Bath 2 Car

Feb 2024 86 Days