

A photograph of a modern backyard. In the foreground, a lounge chair with a grey frame and orange and grey fabric is on a light-colored stone patio. A yellow towel is draped over the chair. Next to it is a wooden stool made of a tree trunk, topped with a straw hat. In the background, a swimming pool is enclosed by a glass fence. A wooden wall and large trees are also visible.

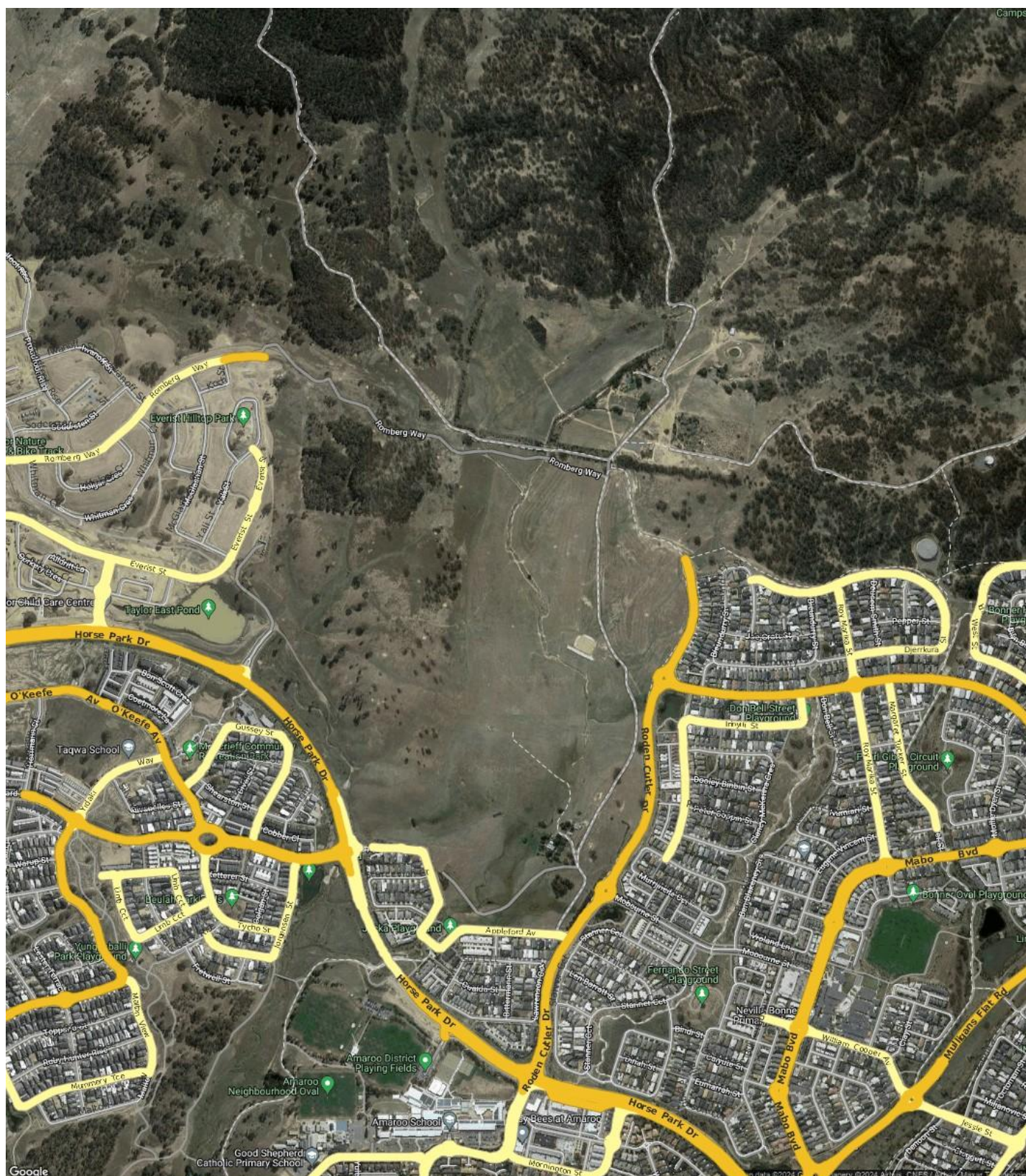
RayWhite.

Suburb
flyover report

JACKA (HOUSE)

PREPARED BY: RAY WHITE CANBERRA, RAY WHITE CORPORATE DEFAULT

JACKA - Suburb Map



Prepared on 01/03/2024 by Ray White Canberra , 03 9725 7444 at Ray White Corporate Default. © Property Data Solutions Pty Ltd 2024 (pricefinder.com.au)

The materials are provided as an information source only. © ACT Planning and Land Authority March/2024. The Territory Data is the property of the Australian Capital Territory. No part of it may in any form or by any means (electronic, mechanical, microcopying, photocopying, recording or otherwise) be reproduced, stored in a retrieval system or transmitted without prior written permission. Enquiries should be directed to: Director, Customer Services ACT Planning and Land Authority GPO Box 1908 Canberra ACT 2601.

JACKA - Sales Statistics (Houses)

Year	# Sales	Median	Growth	Low	High
2012	2	\$ 183,000	0.0 %	\$ 183,000	\$ 183,000
2013	5	\$ 325,000	77.6 %	\$ 205,200	\$ 538,000
2014	2	\$ 555,000	70.8 %	\$ 495,000	\$ 615,000
2015	6	\$ 501,500	-9.6 %	\$ 315,000	\$ 749,000
2016	1	\$ 575,000	14.7 %	\$ 575,000	\$ 575,000
2017	2	\$ 495,500	-13.8 %	\$ 460,500	\$ 530,500
2018	4	\$ 682,500	37.7 %	\$ 477,500	\$ 915,000
2019	3	\$ 500,000	-26.7 %	\$ 400,000	\$ 611,000
2020	3	\$ 560,000	12.0 %	\$ 274,000	\$ 825,000
2021	4	\$ 806,032	43.9 %	\$ 722,000	\$ 970,000
2022	0				
2023	2	\$ 882,500	0.0 %	\$ 785,000	\$ 980,000
2024	0				

Median Sale Price

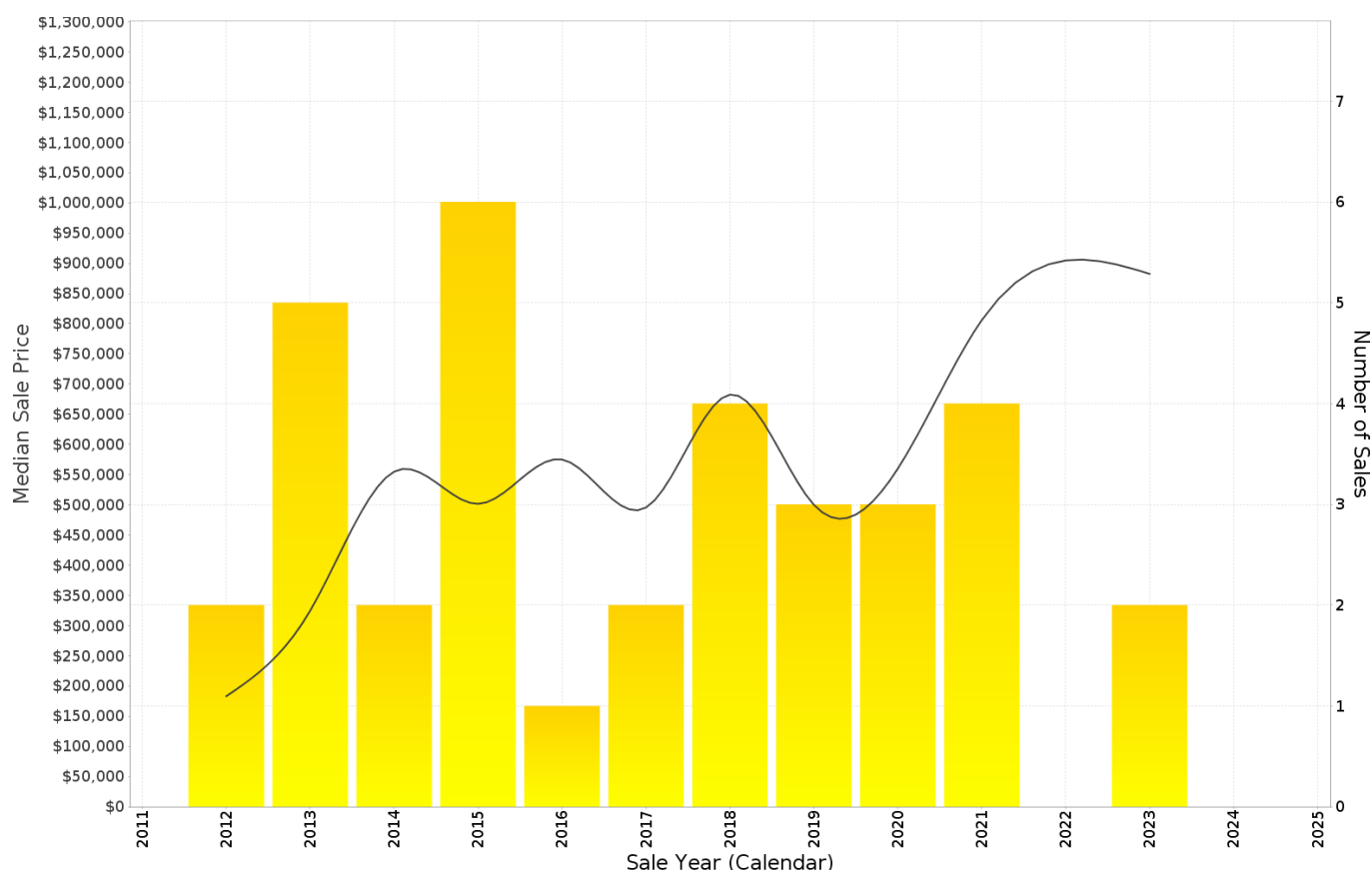
\$882k

Based on 2 recorded House sales within the last 12 months (2023)

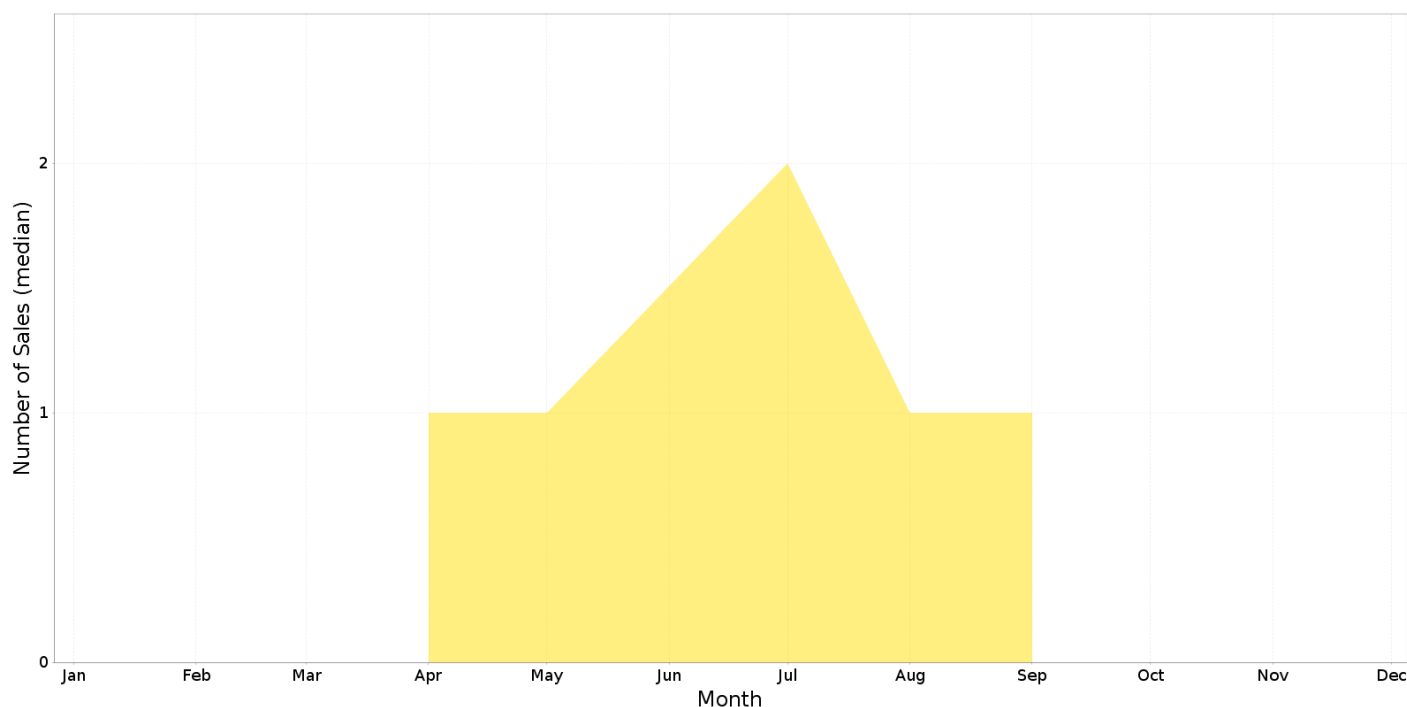
Based on a rolling 12 month period and may differ from calendar year statistics

Suburb Growth

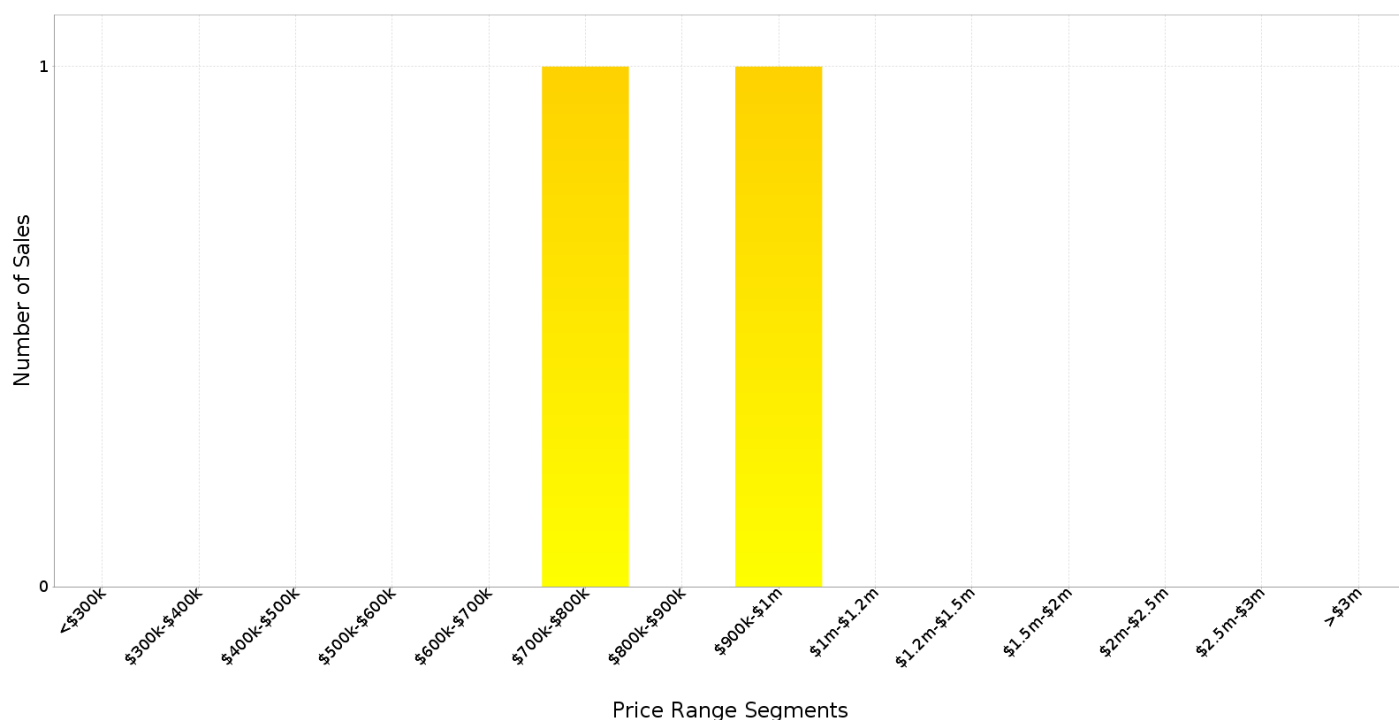
N/A



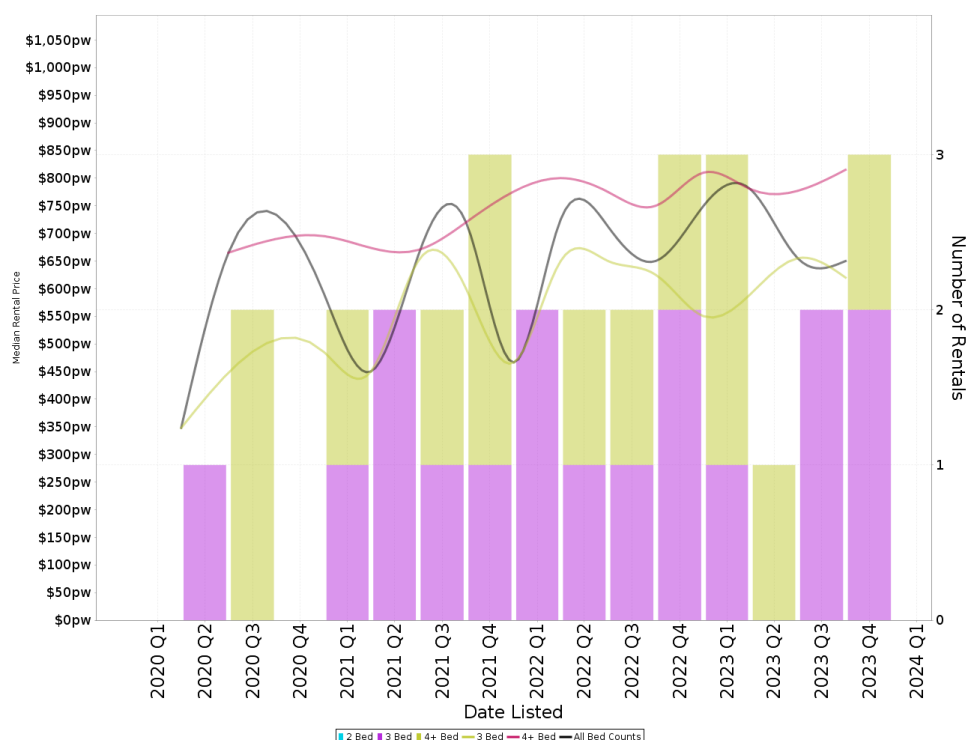
JACKA - Peak Selling Periods (3 years)



JACKA - Price Range Segments (12 months)



Median Weekly Rents (Houses)



Suburb Sale Price Growth

N/A

Suburb Rental Yield

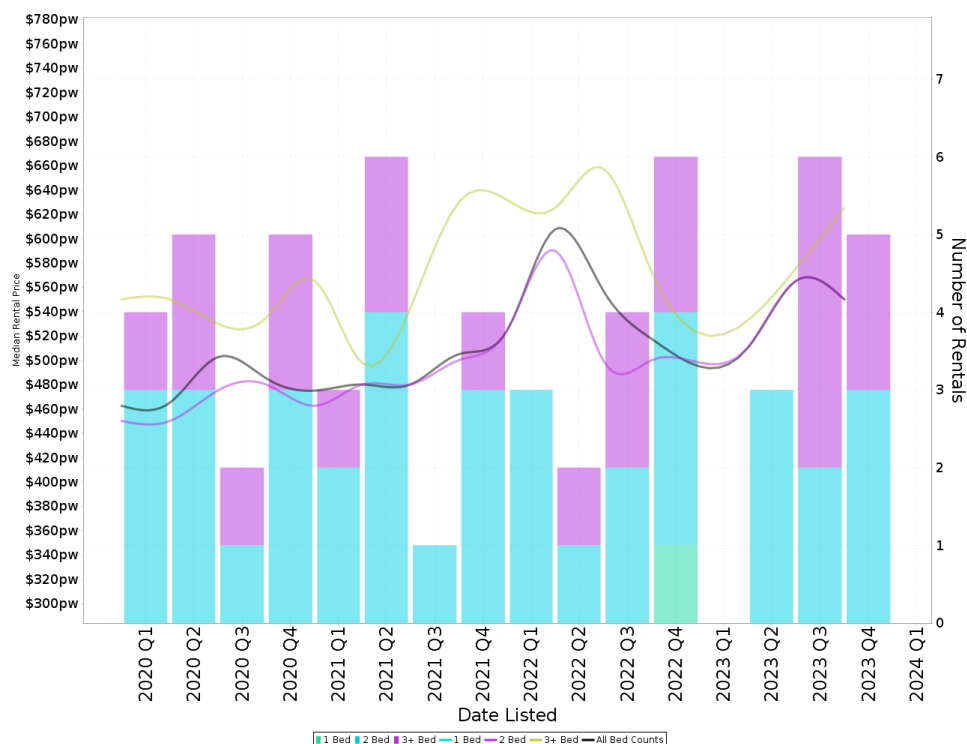
+4.1%

Current Median Price: \$882,500

Current Median Rent: \$690

Based on 9 registered House rentals compared over the last 12 months.

Median Weekly Rents (Units)



Suburb Sale Price Growth

-3.3%

Current Median Price: \$585,000

Previous Median Price: \$605,000

Based on 19 registered Unit sales compared over the last two rolling 12 month periods.

Suburb Rental Yield

+4.9%

Current Median Price: \$585,000

Current Median Rent: \$550

Based on 14 registered Unit rentals compared over the last 12 months.

JACKA - Recently Sold Properties

Median Sale Price

\$882k

Based on 2 recorded House sales within the last 12 months (2023)

Based on a rolling 12 month period and may differ from calendar year statistics

Suburb Growth

N/A

Sold Properties

2

Based on recorded House sales within the 12 months (2023)

Based on a rolling 12 month period and may differ from calendar year statistics

