



**RayWhite.**



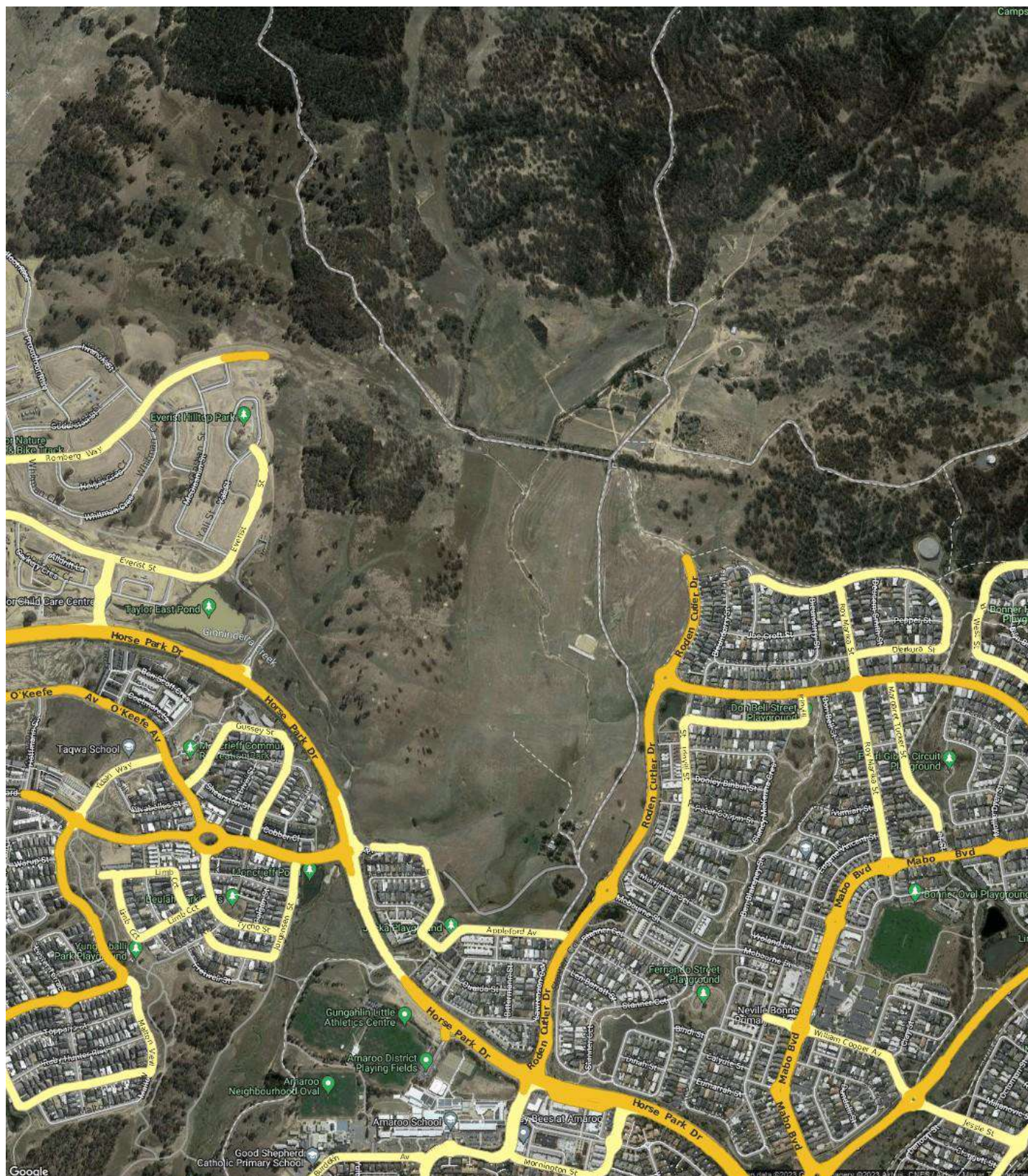
**Suburb**  
flyover report

**JACKA (HOUSE)**

PREPARED BY: RAY WHITE CANBERRA, RAY WHITE CORPORATE DEFAULT



# JACKA - Suburb Map





# JACKA - Sales Statistics (Houses)

Year	# Sales	Median	Growth	Low	High
2012	2	\$ 183,000	0.0 %	\$ 183,000	\$ 183,000
2013	5	\$ 325,000	77.6 %	\$ 205,200	\$ 538,000
2014	2	\$ 555,000	70.8 %	\$ 495,000	\$ 615,000
2015	6	\$ 501,500	-9.6 %	\$ 315,000	\$ 749,000
2016	1	\$ 575,000	14.7 %	\$ 575,000	\$ 575,000
2017	2	\$ 495,500	-13.8 %	\$ 460,500	\$ 530,500
2018	4	\$ 682,500	37.7 %	\$ 477,500	\$ 915,000
2019	3	\$ 500,000	-26.7 %	\$ 400,000	\$ 611,000
2020	3	\$ 560,000	12.0 %	\$ 274,000	\$ 825,000
2021	4	\$ 806,032	43.9 %	\$ 722,000	\$ 970,000
2022	0				
2023	1	\$ 785,000	0.0 %	\$ 785,000	\$ 785,000

## Median Sale Price

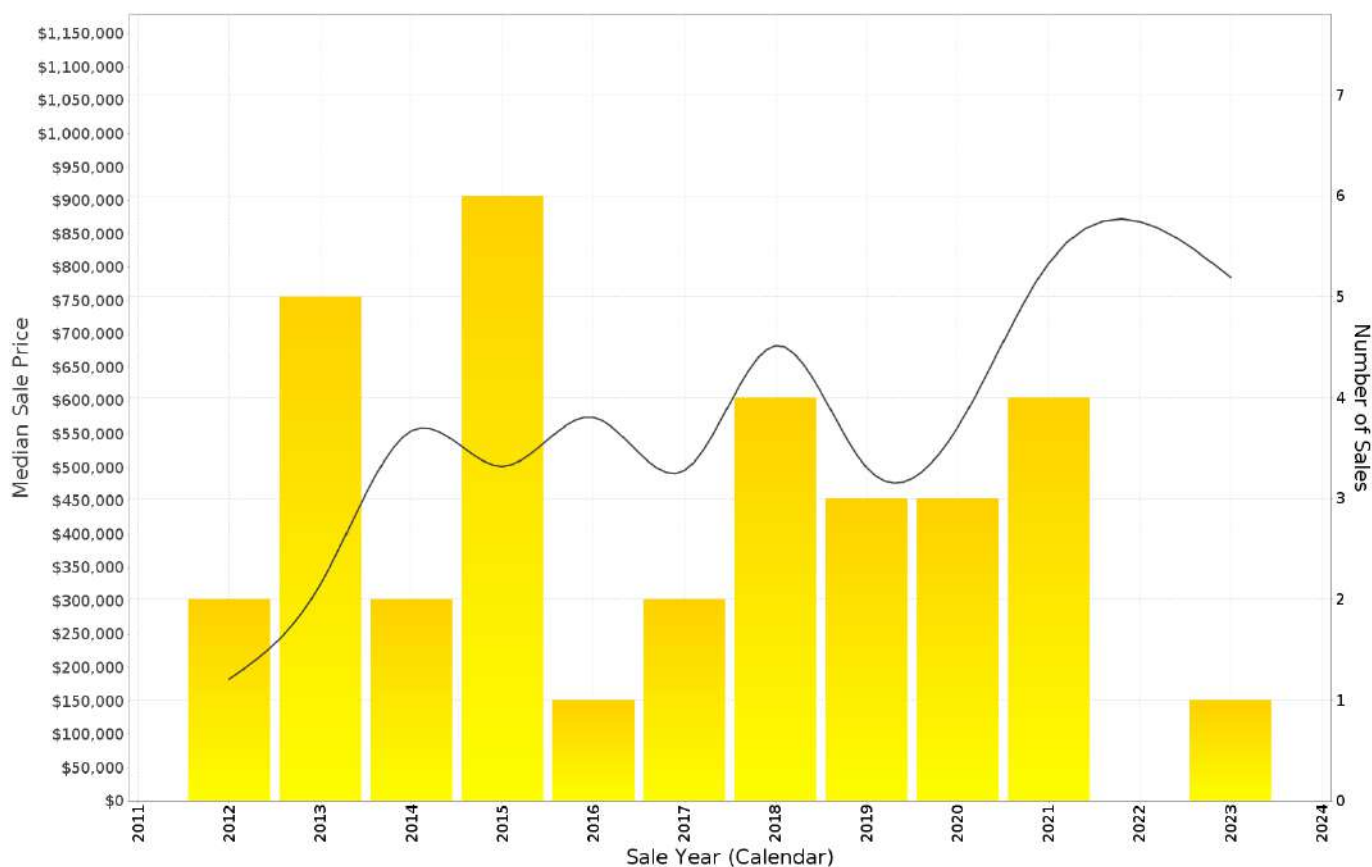
**\$785k**

Based on 1 recorded House sales within the last 12 months (Oct '22 - Sep '23)

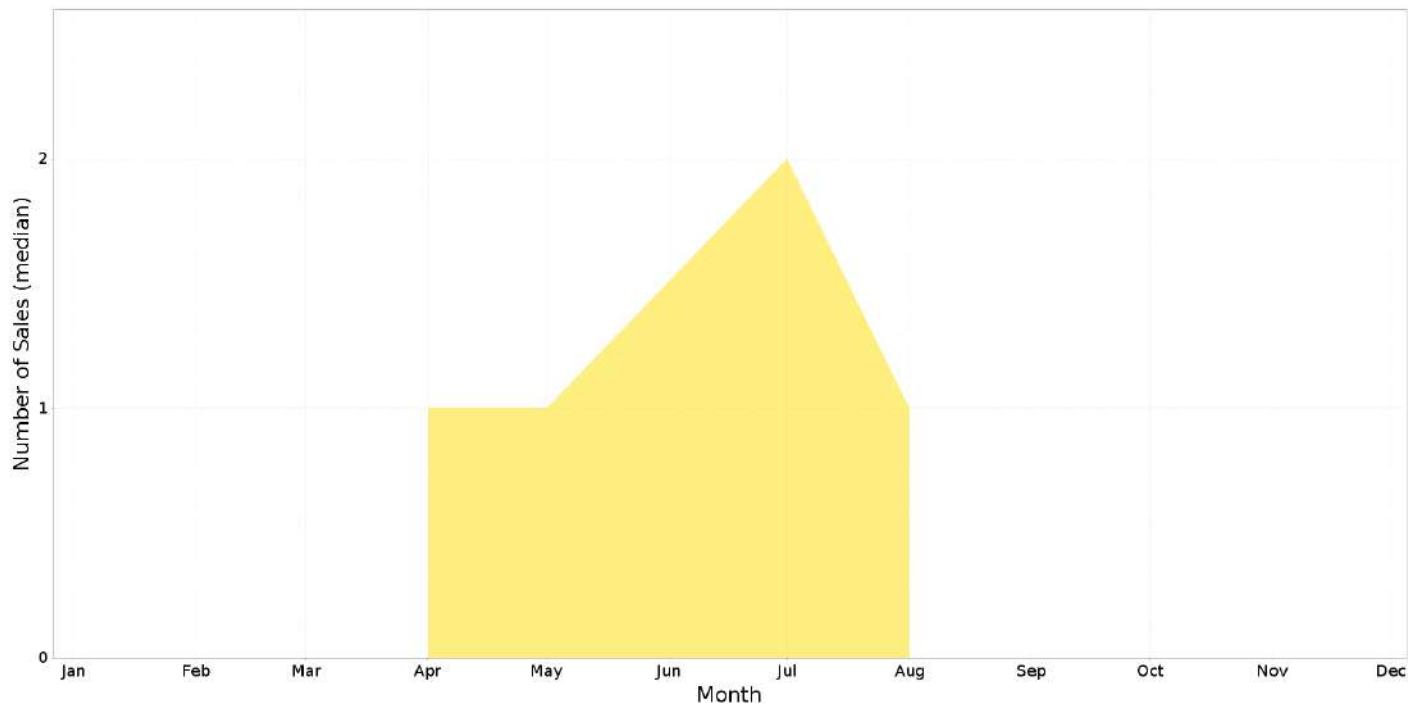
Based on a rolling 12 month period and may differ from calendar year statistics

## Suburb Growth

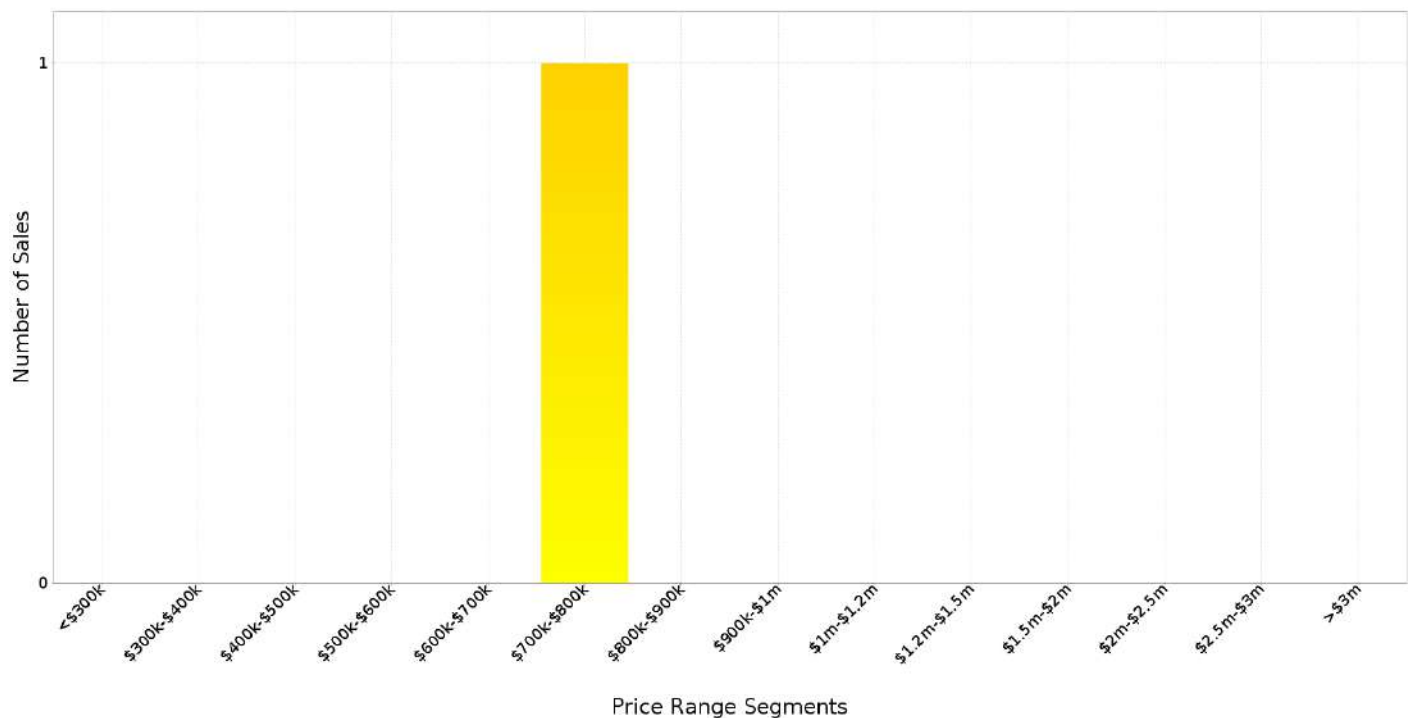
N/A



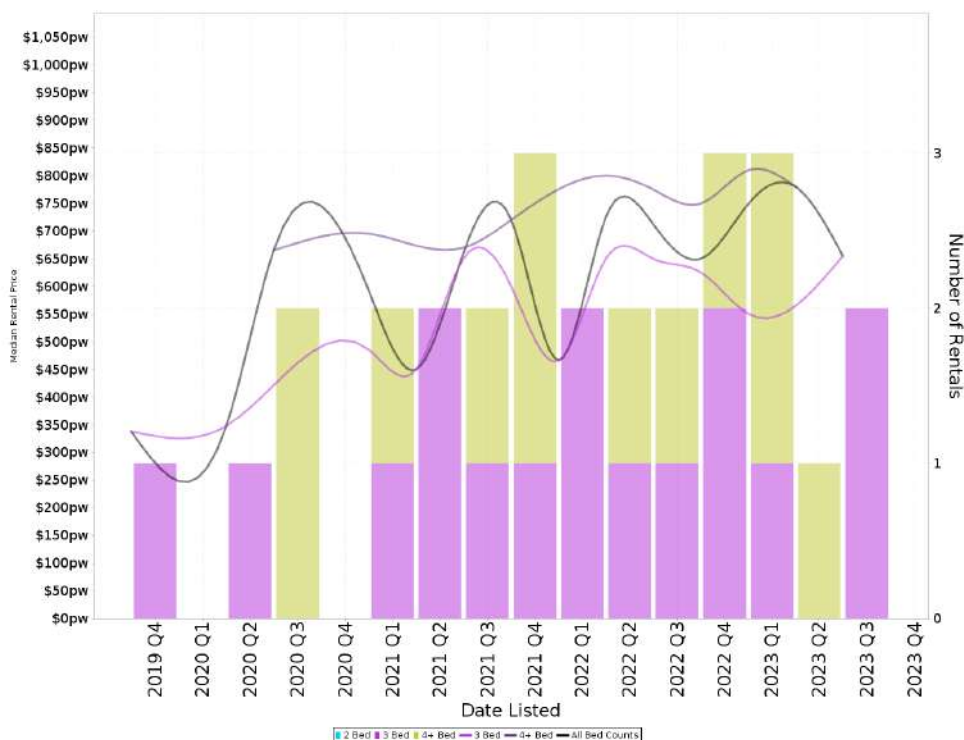
## JACKA - Peak Selling Periods (3 years)



## JACKA - Price Range Segments (12 months)



## Median Weekly Rents (Houses)



Suburb Sale Price Growth

N/A

Suburb Rental Yield

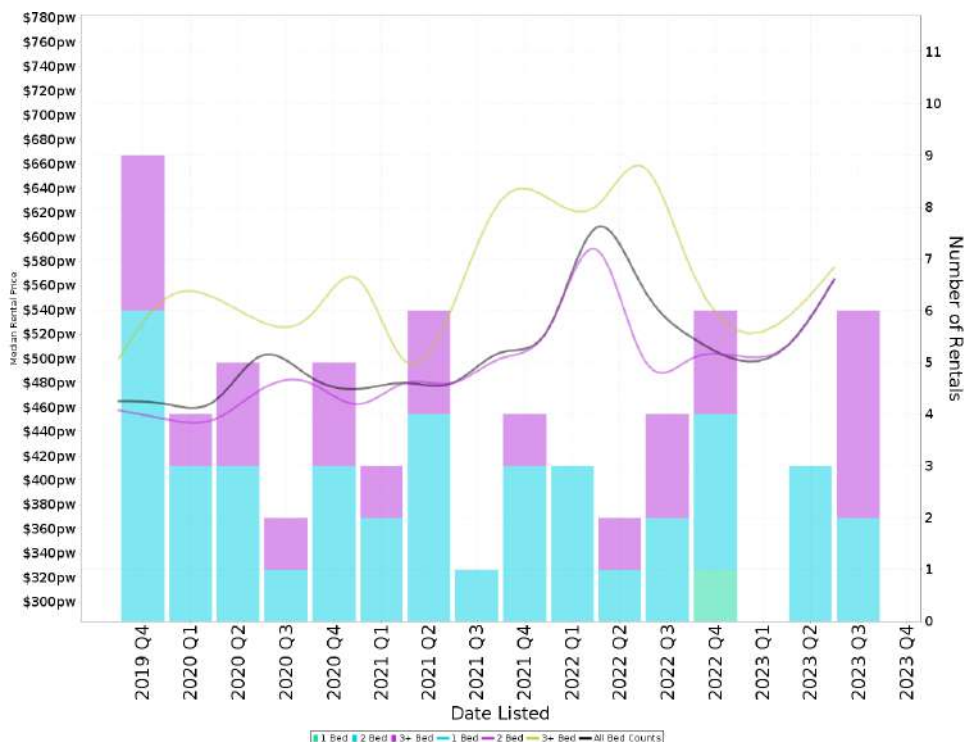
**+4.6%**

Current Median Price: \$785,000

Current Median Rent: \$690

Based on 9 registered House rentals compared over the last 12 months.

## Median Weekly Rents (Units)



Suburb Sale Price Growth

**-2.5%**

Current Median Price: \$585,000

Previous Median Price: \$600,000

Based on 20 registered Unit sales compared over the last two rolling 12 month periods.

Suburb Rental Yield

**+4.8%**

Current Median Price: \$585,000

Current Median Rent: \$540

Based on 15 registered Unit rentals compared over the last 12 months.

# JACKA - Recently Sold Properties

## Median Sale Price

# \$785k

Based on 1 recorded House sales within the last 12 months (Oct '22 - Sep '23)

Based on a rolling 12 month period and may differ from calendar year statistics

## Suburb Growth

# N/A

## # Sold Properties

# 1

Based on recorded House sales within the 12 months (Oct '22 - Sep '23)

Based on a rolling 12 month period and may differ from calendar year statistics



# JACKA - Properties For Rent

Median Rental Price

**\$690 /w**

Based on 9 recorded House rentals within the last 12 months (Oct '22 - Sep '23)

Based on a rolling 12 month period and may differ from calendar year statistics

Rental Yield

**+4.6%**

Current Median Price: \$785,000

Number of Rentals

**9**

Based on a rolling 12 month period and may differ from calendar year statistics

**66 Lawrenson Circuit**

**\$650**

362 m<sup>2</sup> 3 2 1

Nov 2023 7 Days