

# Market Snapshot Largs North June

2024

Provided by Ray White Semaphore

Total Sales by Quarter

	2024/23	2023/22	2022/21
Mar - May	—	18	18
Jun - Aug	—	14	19
Sep - Nov	19	22	34
Dec - Feb	22	25	18

Median House Sale Price

**\$775,000**

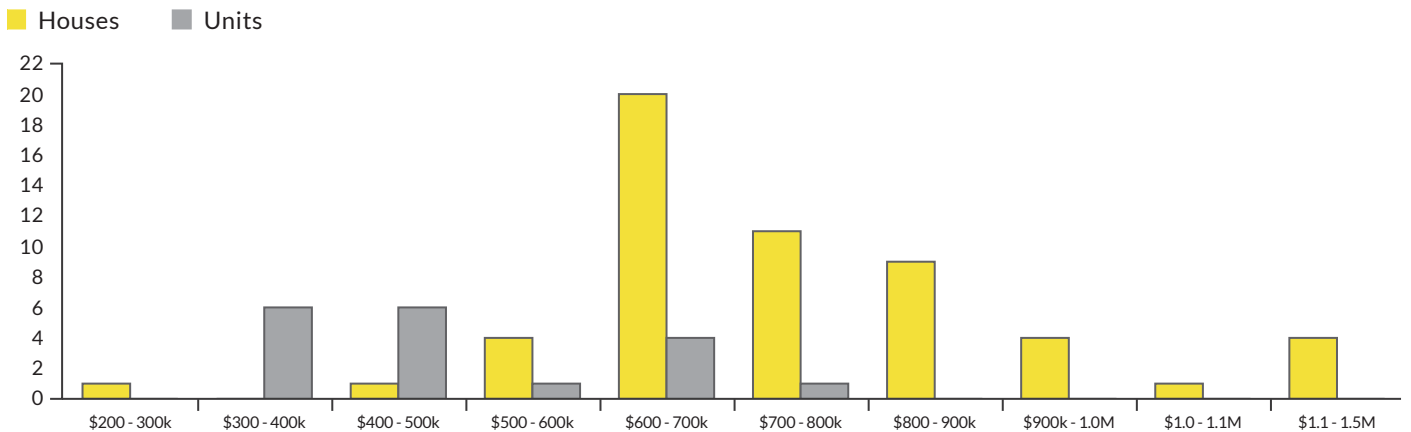
▲ 14.8% change vs. last year

Median Unit Sale Price

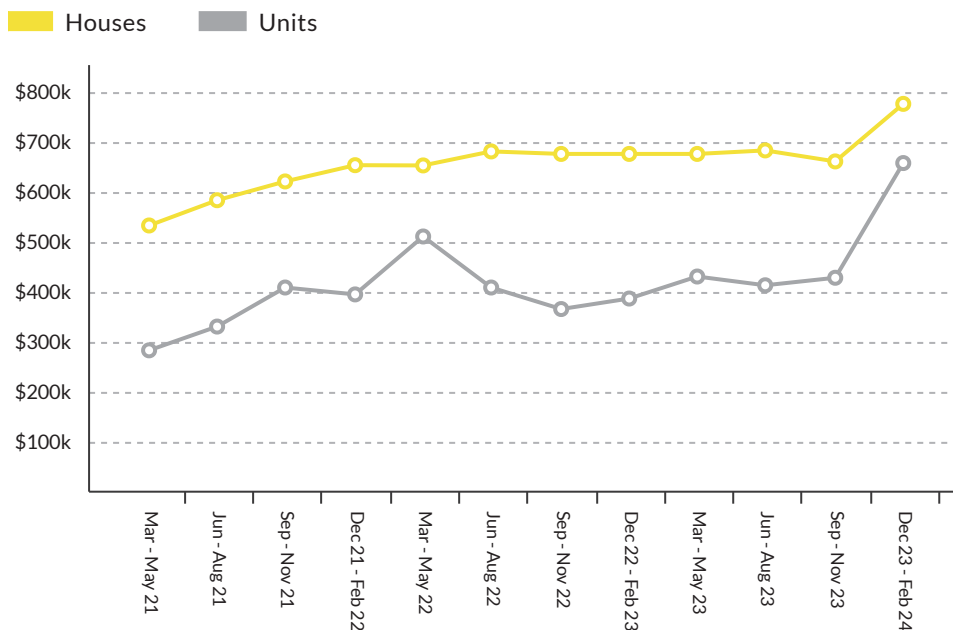
**\$656,750**

▲ 70.1% change vs. last year

Sales By Price Range (Mar 2023 - Feb 2024)



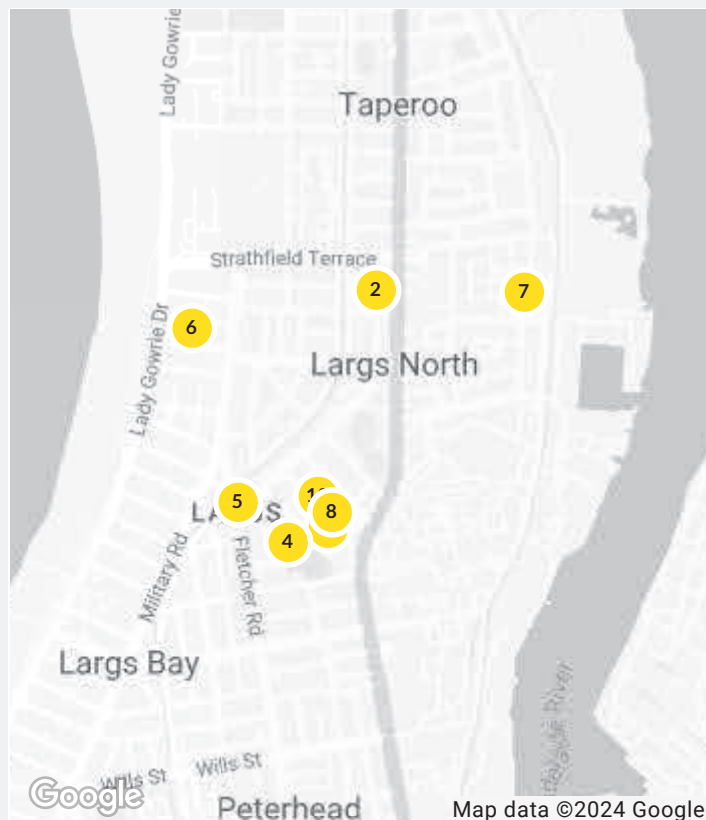
### Sold Median Price Trend



We hope you found this market update helpful. If you'd like any further information on the market please don't hesitate to get in touch.

**Ray White Semaphore**  
 (08) 8242 4777  
 semaphore.sa@raywhite.com

### Recent Market Sales in Largs North



No.	Address	Features	Price
1	Innaminka Street, Largs No...		\$817k
2	12 Draper Street, Largs Nor...	3 Beds, 1 Bath, 2 Cars	\$700k
3	Innaminka Street, Largs No...		\$810k
4	33 Kirby Terrace, Largs Nor...	6 Beds, 2 Baths, 2 C...	\$1.30m
5	2/1-5 Carnarvon Terrace, L...		\$480k
6	12 Koowarra Terrace, Largs...	4 Beds, 2 Baths, 5 C...	\$965k
7	17 Yerlo Drive, Largs North	2 Beds, 1 Bath, 1 Car	\$487k
8	31 Kenilworth Street, Largs...	3 Beds, 1 Bath, 3 Cars	\$880k
9	36A Kenilworth Street, Lar...	3 Beds, 2 Baths, 3 C...	\$805k
10	21 Kenilworth Street, Largs...	4 Beds, 2 Baths, 2 C...	\$900k