

# Market Snapshot Semaphore South

June 2024

Provided by Ray White Semaphore

### Total Sales by Quarter

	2024/23	2023/22	2022/21
Mar - May	—	2	8
Jun - Aug	—	7	4
Sep - Nov	3	4	4
Dec - Feb	1	4	5

### Median House Sale Price

**\$1,150,000**

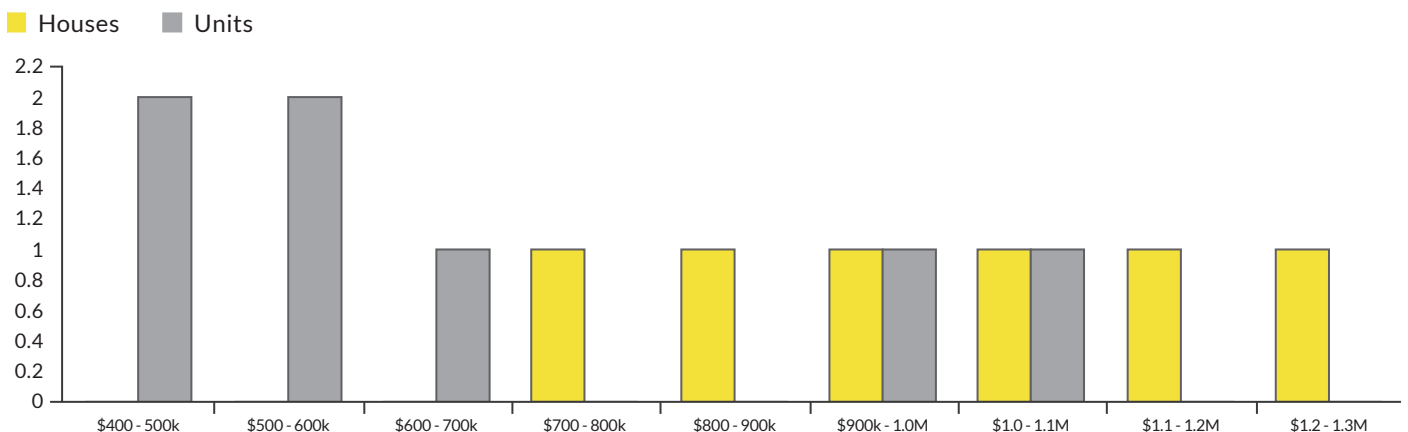
No change vs. last year

### Median Unit Sale Price

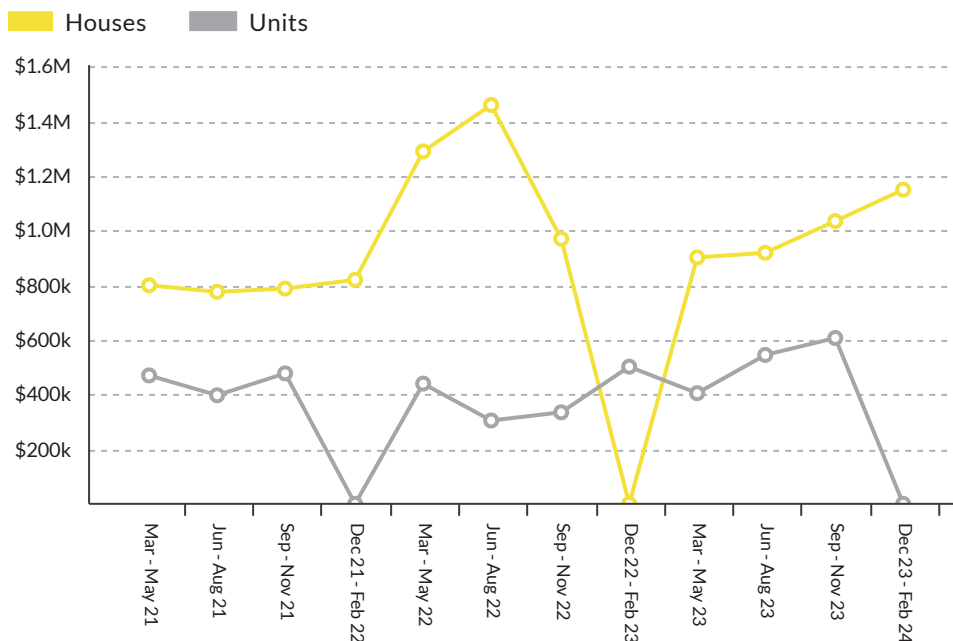
**N/A**

▼ -100.0% change vs. last year

### Sales By Price Range (Mar 2023 - Feb 2024)



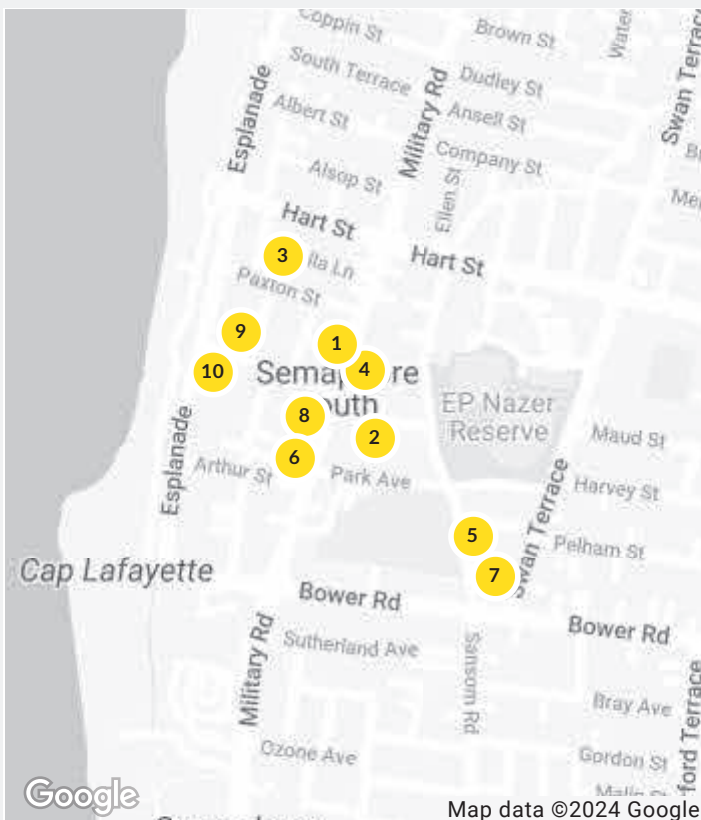
### Sold Median Price Trend



We hope you found this market update helpful. If you'd like any further information on the market please don't hesitate to get in touch.

**Ray White Semaphore**  
 (08) 8242 4777  
 semaphore.sa@raywhite.com

### Recent Market Sales in Semaphore South



No.	Address	Features	Price
1	75 Military Road, Semapho...	3 Beds, 2 Baths, 5 C...	\$1.08m
2	14 Eton Road, Semaphore S...	3 Beds, 1 Bath, 2 Cars	\$820k
3	6/17 Paxton Street, Semap...	3 Beds, 1 Bath, 2 Cars	\$607k
4	72 Military Road, Semapho...	4 Beds, 1 Bath, 2 Cars	\$1.25m
5	124 Robin Road, Semaphor...	3 Beds, 2 Baths, 2 C...	\$1.15m
6	2/35 Military Road, Semap...	2 Beds, 1 Bath, 1 Car	\$545k
7	1-8/4 Barrington Avenue, S...	8 Beds, 8 Baths, 4 C...	\$2.45m
8	3/55 Military Road, Semap...	2 Beds, 1 Bath, 1 Car	\$345k
9	7 William Street, Semaphor...	4 Beds, 1 Bath, 1 Car	\$1.30m
10	6/22 Esplanade, Semaphor...	2 Beds, 1 Bath, 1 Car	\$626k