

# Market Snapshot Semaphore June

## 2024

Provided by Ray White Semaphore

Total Sales by Quarter

	2024/23	2023/22	2022/21
Mar - May	—	14	12
Jun - Aug	—	9	12
Sep - Nov	6	11	18
Dec - Feb	10	18	24

Median House Sale Price

# \$845,000

▼ -19.5% change vs. last year

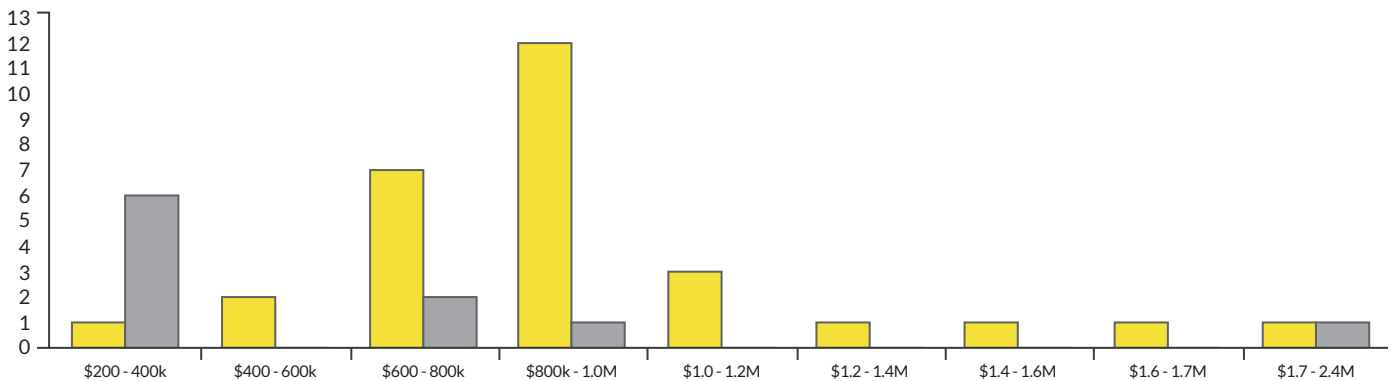
Median Unit Sale Price

# \$615,000

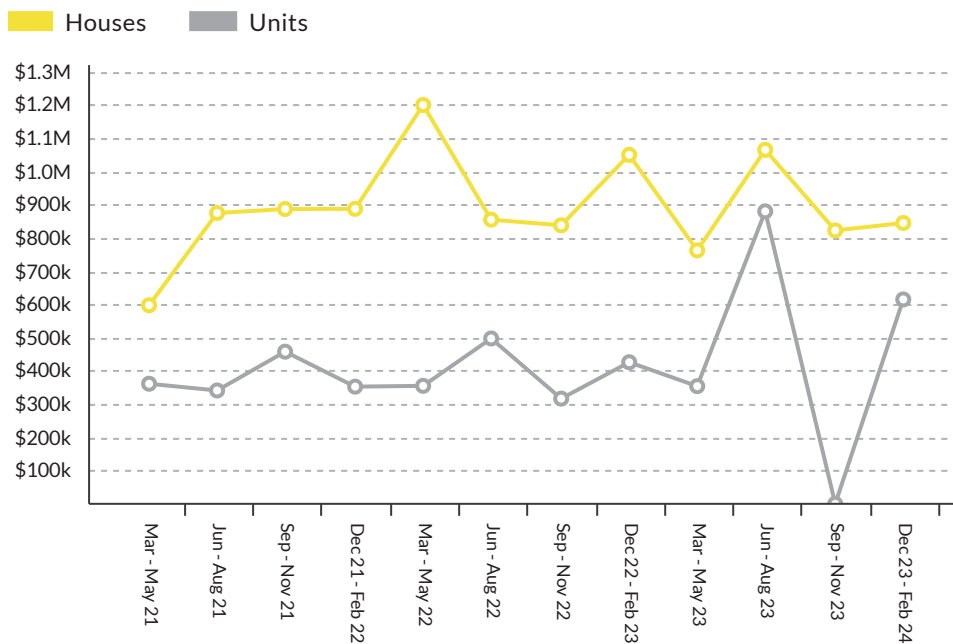
▲ 44.4% change vs. last year

Sales By Price Range (Mar 2023 - Feb 2024)

■ Houses ■ Units



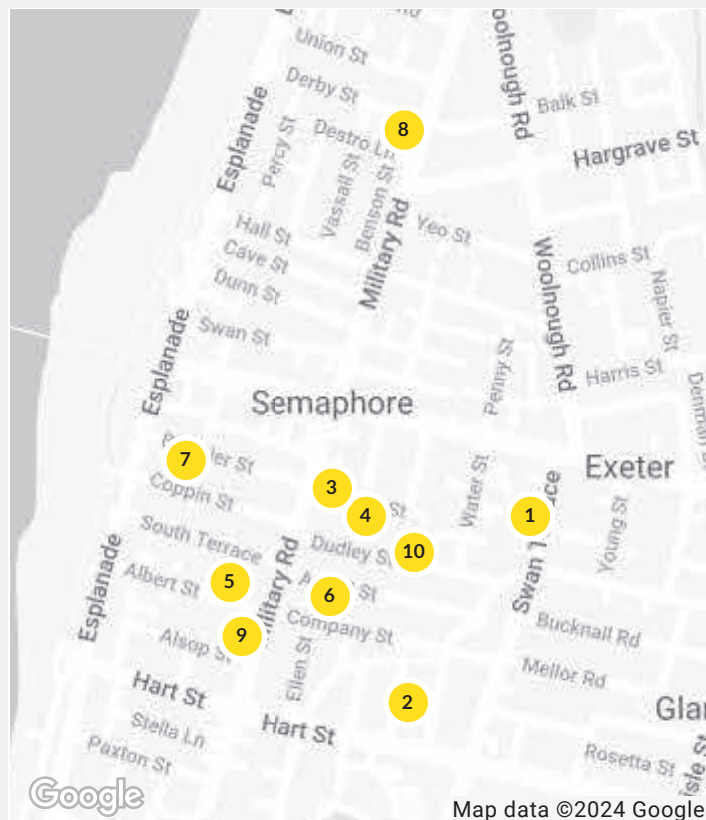
## Sold Median Price Trend



We hope you found this market update helpful. If you'd like any further information on the market please don't hesitate to get in touch.

**Ray White Semaphore**  
 (08) 8242 4777  
 semaphore.sa@raywhite.com

## Recent Market Sales in Semaphore



No.	Address	Features	Price
1	189 Swan Terrace, Semaph...	3 Beds, 2 Baths, 2 C...	\$1.02m
2	8 Freer Street, Semaphore	3 Beds, 1 Bath, 3 Cars	\$830k
3	5 Brown Street, Semaphore	5 Beds, 2 Baths, 2 C...	\$1.60m
4	18 Brown Street, Semaphore	4 Beds, 2 Baths, 2 C...	\$1.05m
5	2/35 Albert Street, Semaph...	2 Beds, 1 Bath, 2 Cars	\$655k
6	16 Ansell Street, Semaphore		\$820k
7	18 Blackler Street, Semaph...	3 Beds, 3 Baths, 1 Car	\$1.30m
8	307 Military Road, Semaph...		\$2.64m
9	135 Military Road, Semaph...	4 Beds, 2 Baths, 1 Car	\$1.34m
10	3/39 Dudley Street, Semap...	2 Beds, 2 Baths, 2 C...	\$882k