

Market Snapshot Queenstown June

2024

Provided by Ray White Semaphore

Total Sales by Quarter

	2024/23	2023/22	2022/21
Mar - May	—	10	12
Jun - Aug	—	10	11
Sep - Nov	7	7	12
Dec - Feb	9	9	11

Median House Sale Price

\$620,000

▲ 25.3% change vs. last year

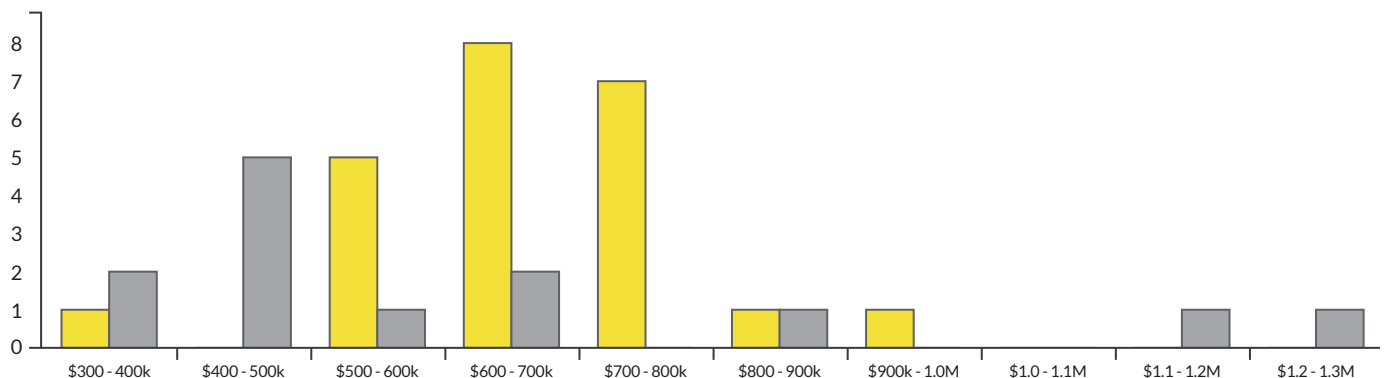
Median Unit Sale Price

\$825,000

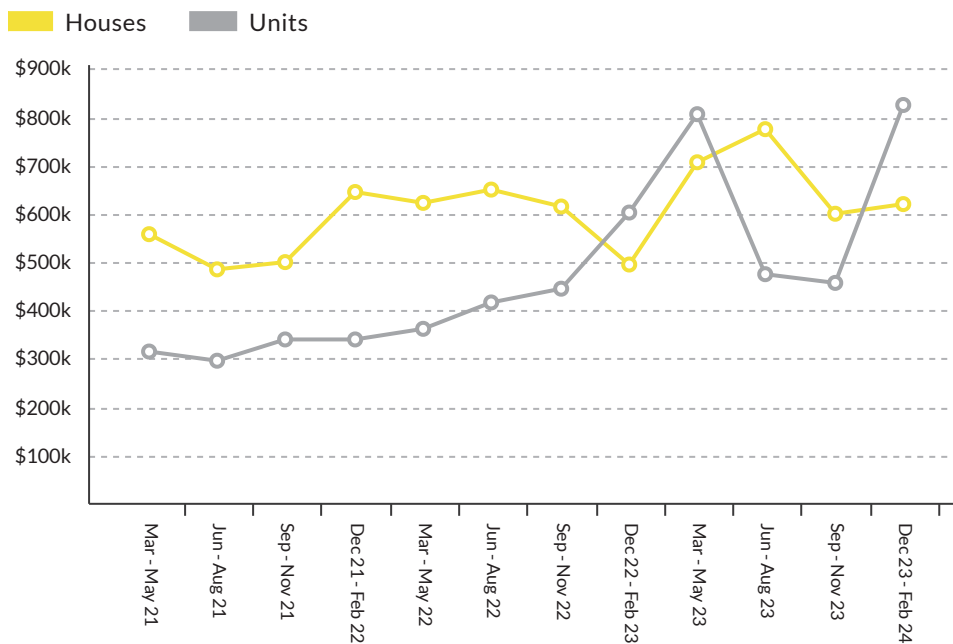
▲ 36.9% change vs. last year

Sales By Price Range (Mar 2023 - Feb 2024)

■ Houses ■ Units



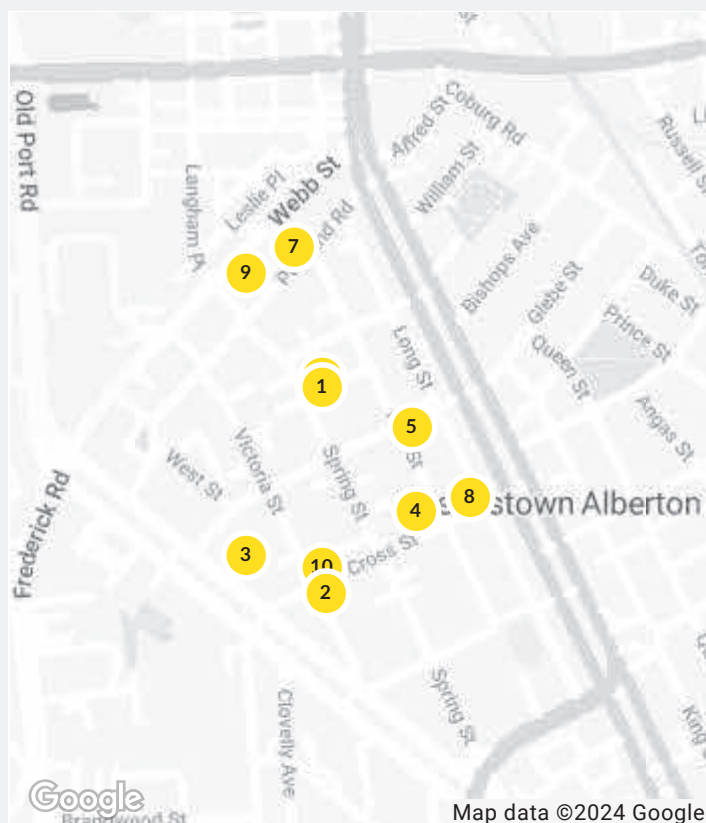
Sold Median Price Trend



We hope you found this market update helpful. If you'd like any further information on the market please don't hesitate to get in touch.

Ray White Semaphore
 (08) 8242 4777
 semaphore.sa@raywhite.com

Recent Market Sales in Queenstown



No.	Address	Features	Price
1	104 Spring Street, Queenst...	5 Beds, 2 Baths, 3 C...	\$905k
2	8 Cross Street, Queenstown	3 Beds, 1 Bath, 2 Cars	\$705k
3	35C Victoria Street, Queen...	3 Beds, 2 Baths, 1 Car	\$720k
4	2/95A New Street, Queenst...	2 Beds, 1 Bath, 1 Car	\$645k
5	116 New Street, Queensto...	2 Beds, 1 Bath, 3 Cars	\$777k
6	5/8 Webber Street, Queens...	2 Beds, 1 Bath, 1 Car	\$450k
7	63 Portland Road, Queenst...	3 Beds, 2 Baths, 1 Car	\$755k
8	2/39 Cross Street, Queenst...	2 Beds, 1 Bath, 1 Car	\$480k
9	58 Webb Street, Queensto...	4 Beds, 1 Bath, 1 Car	\$710k
10	22 Victoria Street, Queenst...	3 Beds, 1 Bath, 2 Cars	\$850k