

# Market Snapshot Woodville West June

2024

Provided by Ray White Semaphore

Total Sales by Quarter

	2024/23	2023/22	2022/21
Mar - May	—	16	20
Jun - Aug	—	19	21
Sep - Nov	11	11	14
Dec - Feb	26	14	39

Median House Sale Price

**\$420,000**

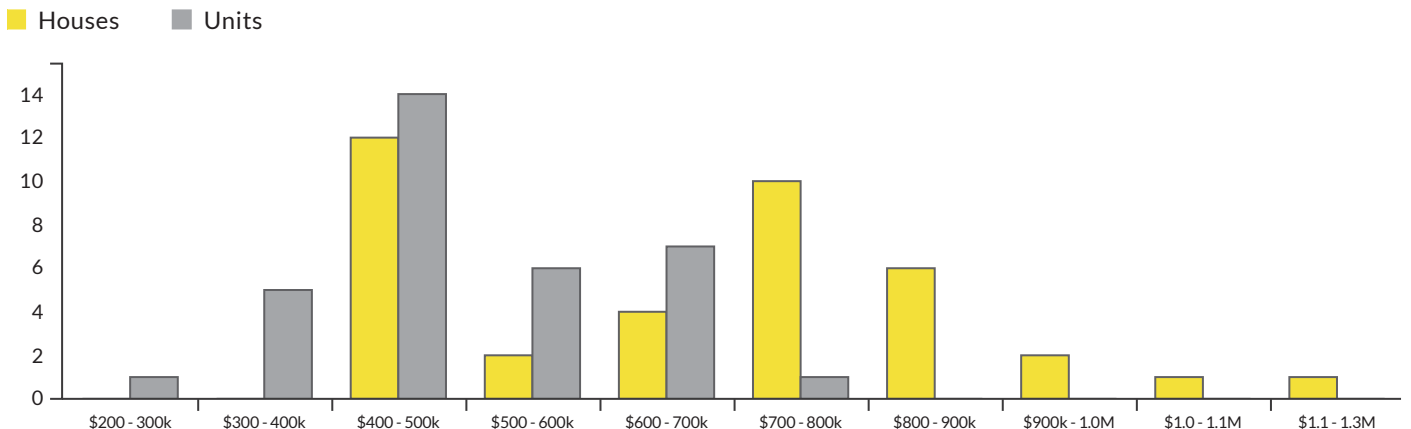
▼ -40.6% change vs. last year

Median Unit Sale Price

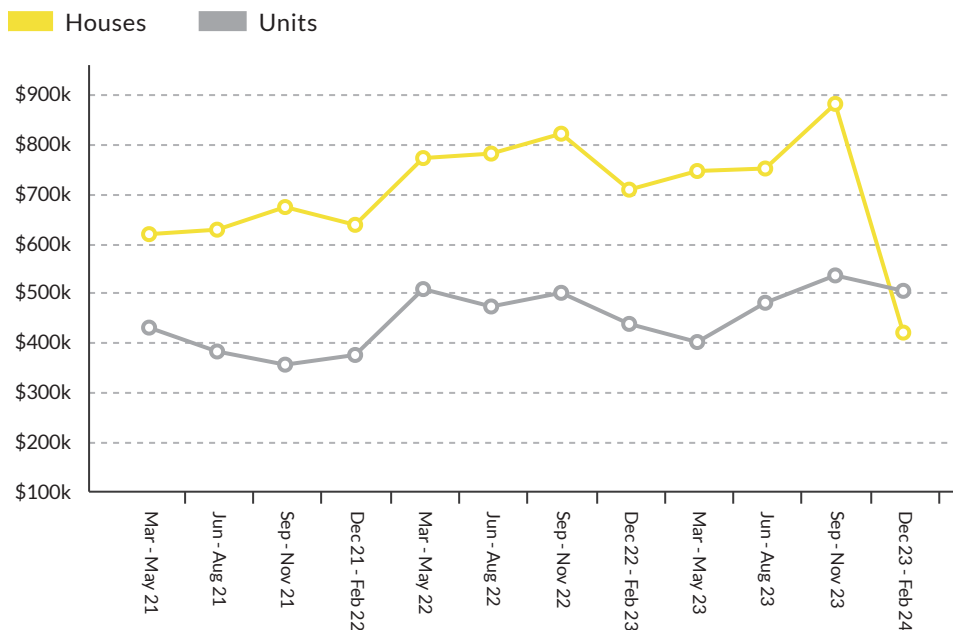
**\$504,000**

▲ 15.2% change vs. last year

Sales By Price Range (Mar 2023 - Feb 2024)



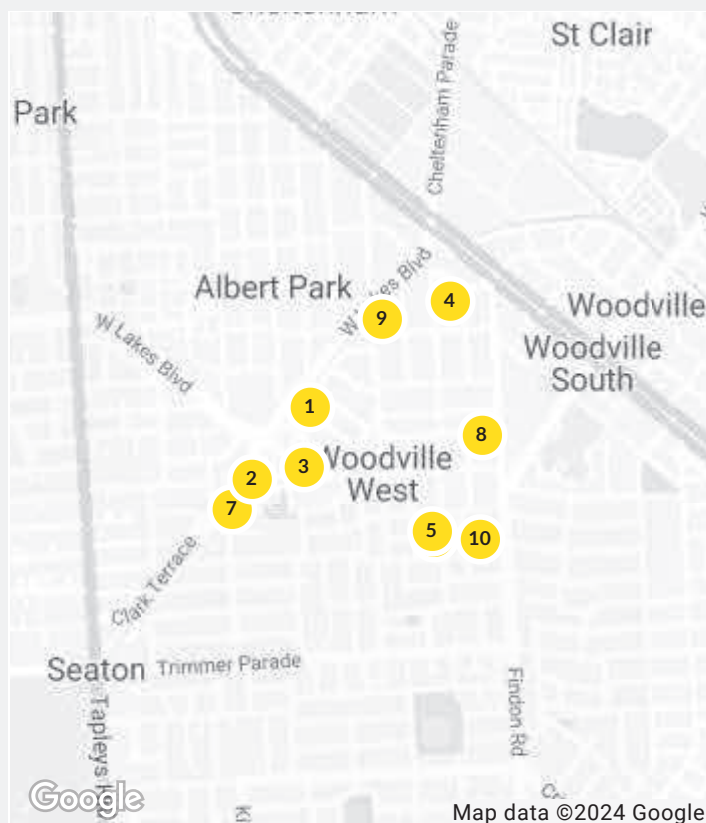
### Sold Median Price Trend



We hope you found this market update helpful. If you'd like any further information on the market please don't hesitate to get in touch.

**Ray White Semaphore**  
 (08) 8242 4777  
 semaphore.sa@raywhite.com

### Recent Market Sales in Woodville West



No.	Address	Features	Price
1	1/1 Emily Street, Woodville...	2 Beds, 1 Bath, 1 Car	\$410k
2	29 Northcote Lane, Woodvi...	3 Beds, 2 Baths, 1 Car	\$661k
3	301/6 Sweeney Terrace, W...	2 Beds, 1 Bath, 1 Car	\$420k
4	3/4 Green Road, Woodville ...	3 Beds, 1 Bath, 1 Car	\$665k
5	13 Calendar Place, Woodvil...	3 Beds, 1 Bath, 1 Car	\$828k
6	15 Calendar Place, Woodvil...	3 Beds, 1 Bath, 1 Car	\$884k
7	68 Alma Terrace, Woodville...	3 Beds, 2 Baths, 1 Car	\$680k
8	5/1A Shirley Avenue, Wood...	3 Beds, 2 Baths, 2 C...	\$605k
9	59 May Street, Woodville ...	3 Beds, 1 Bath, 8 Cars	\$1.05m
10	7A Sage Crescent, Woodvill...	3 Beds, 1 Bath, 2 Cars	\$847k