

Market Snapshot Seaton June 2024

Provided by Ray White Semaphore

Total Sales by Quarter

	2024/23	2023/22	2022/21
Mar - May	—	53	48
Jun - Aug	—	52	66
Sep - Nov	62	48	55
Dec - Feb	50	49	55

Median House Sale Price

\$800,000

▲ 8.1% change vs. last year

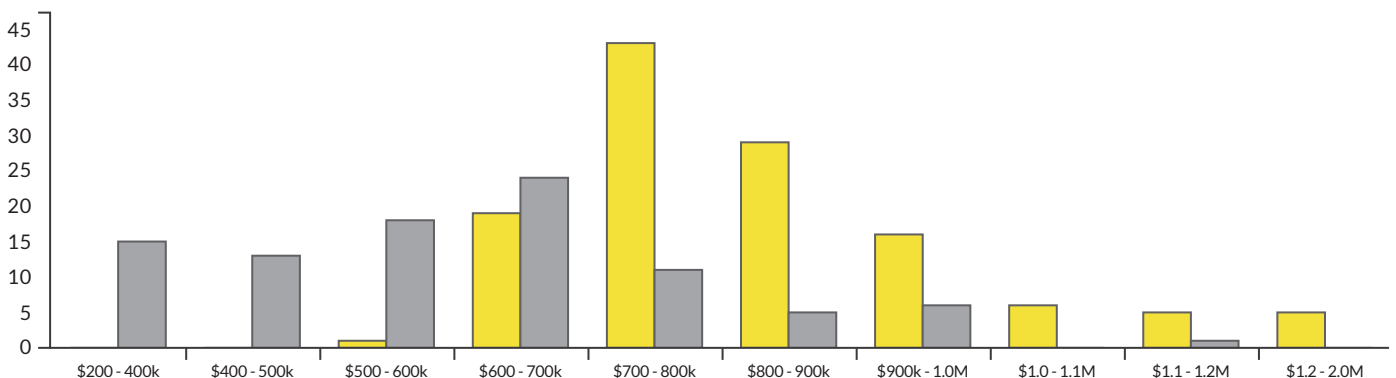
Median Unit Sale Price

\$687,500

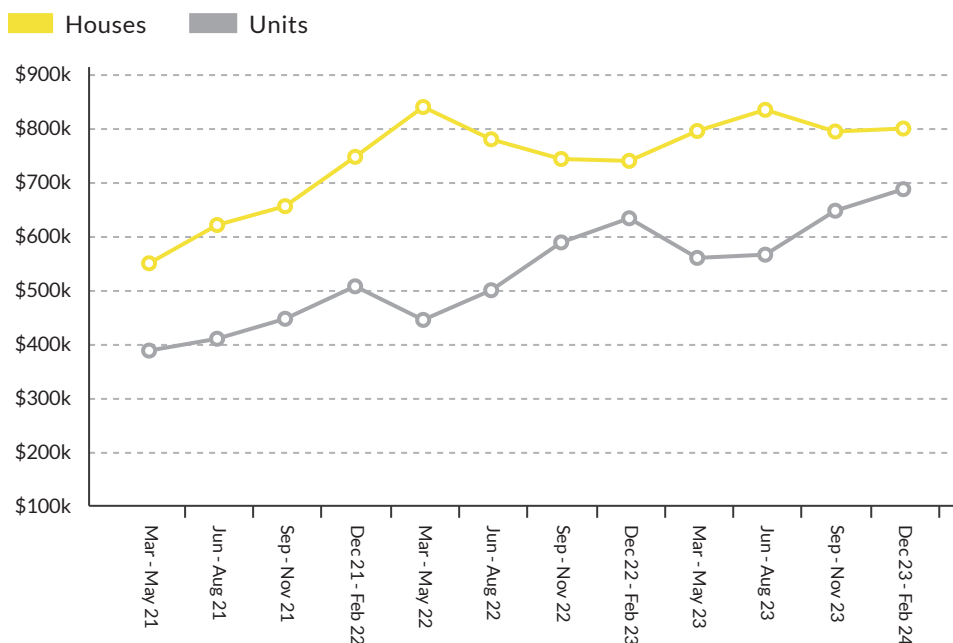
▲ 8.5% change vs. last year

Sales By Price Range (Mar 2023 - Feb 2024)

■ Houses ■ Units



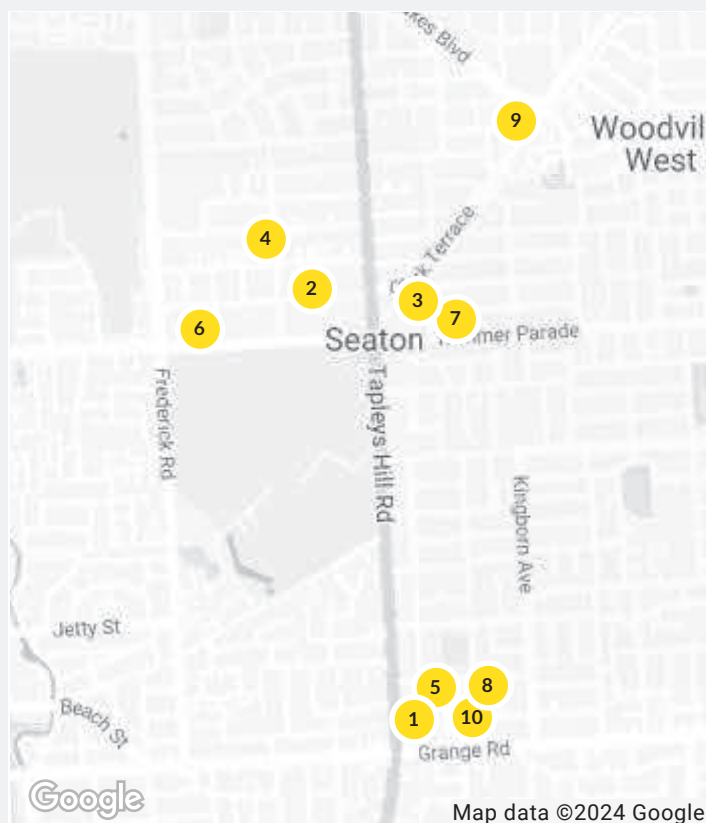
Sold Median Price Trend



We hope you found this market update helpful. If you'd like any further information on the market please don't hesitate to get in touch.

Ray White Semaphore
 (08) 8242 4777
 semaphore.sa@raywhite.com

Recent Market Sales in Seaton



No.	Address	Features	Price
1	11 Leven Avenue, Seaton		\$1.14m
2	20 Golfers Avenue, Seaton	3 Beds, 1 Bath	\$1.02m
3	7 Alma Place, Seaton		\$270k
4	37 Green Avenue, Seaton	3 Beds, 1 Bath, 2 Cars	\$860k
5	6A Ailsa Avenue, Seaton	3 Beds, 2 Baths, 2 C...	\$940k
6	3/204 Trimmer Parade, Sea...	3 Beds, 2 Baths, 2 C...	\$890k
7	16 Honeyton Street, Seaton		\$1.40m
8	10 Troon Avenue, Seaton	3 Beds, 1 Bath, 2 Cars	\$1.05m
9	1/64 Morley Road, Seaton	3 Beds, 2 Baths, 1 Car	\$725k
10	2/7-9 Troon Avenue, Seaton	2 Beds, 1 Bath, 1 Car	\$89.1k