

# Market Snapshot North Haven June

2024

Provided by Ray White Semaphore

Total Sales by Quarter

	2024/23	2023/22	2022/21
Mar - May	—	17	25
Jun - Aug	—	19	27
Sep - Nov	25	17	24
Dec - Feb	15	23	25

Median House Sale Price

**\$950,000**

▲ 38.5% change vs. last year

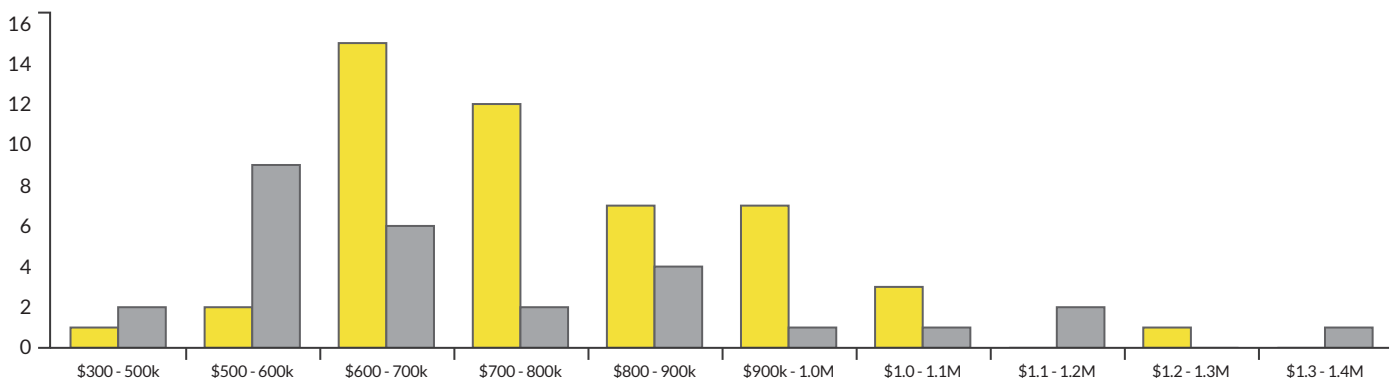
Median Unit Sale Price

**\$742,500**

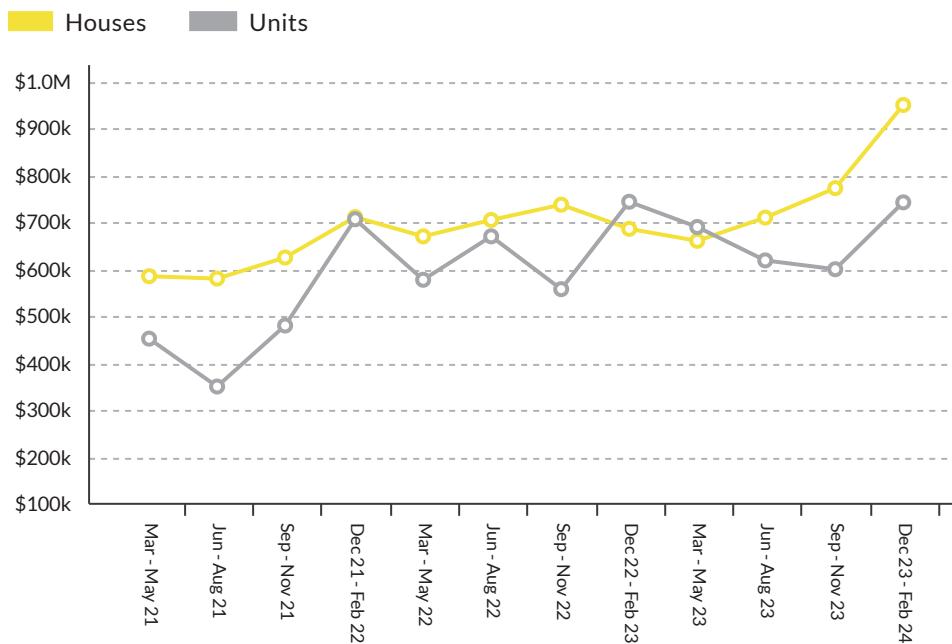
▼ -0.2% change vs. last year

Sales By Price Range (Mar 2023 - Feb 2024)

■ Houses ■ Units



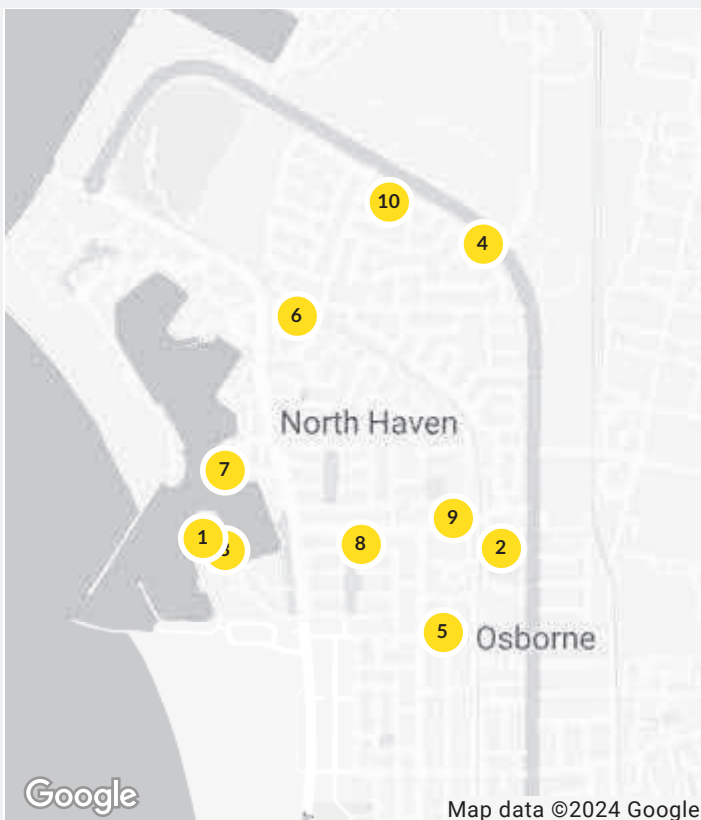
## Sold Median Price Trend



We hope you found this market update helpful. If you'd like any further information on the market please don't hesitate to get in touch.

**Ray White Semaphore**  
 (08) 8242 4777  
[semaphore.sa@raywhite.com](mailto:semaphore.sa@raywhite.com)

## Recent Market Sales in North Haven



No.	Address	Features	Price
1	56 One and All Drive, Nort...	3 Beds, 1 Bath, 1 Car	\$570k
2	14 The Walkway, North Ha...	2 Beds, 1 Bath, 1 Car	\$610k
3	139 One and All Drive, Nor...	3 Beds, 2 Baths, 4 C...	\$1.16m
4	28 Steadman Street, North ...	3 Beds, 1 Bath, 2 Cars	\$688k
5	63 Marmora Terrace, North...	3 Beds, 1 Bath, 1 Car	\$794k
6	5 Tusker Court, North Haven	3 Beds, 2 Baths, 2 C...	\$810k
7	27 Falie Drive, North Haven	2 Beds, 1 Bath, 1 Car	\$1.12m
8	48 Brooklyn Terrace, North...	5 Beds, 3 Baths, 2 C...	\$915k
9	61 Osborne Road, North Ha...		\$700k
10	9 Carlson Court, North Hav...	3 Beds, 2 Baths, 1 Car	\$919k