

Market Snapshot Findon June 2024

Provided by Ray White Semaphore

Total Sales by Quarter

	2024/23	2023/22	2022/21
Mar - May	—	95	53
Jun - Aug	—	38	33
Sep - Nov	31	31	37
Dec - Feb	26	32	26

Median House Sale Price

\$795,000

▲ 4.6% change vs. last year

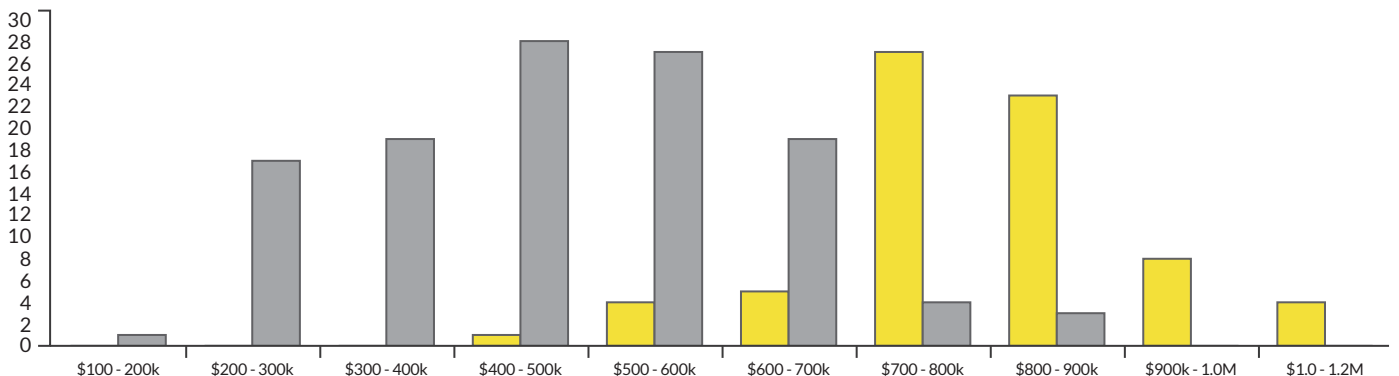
Median Unit Sale Price

\$600,000

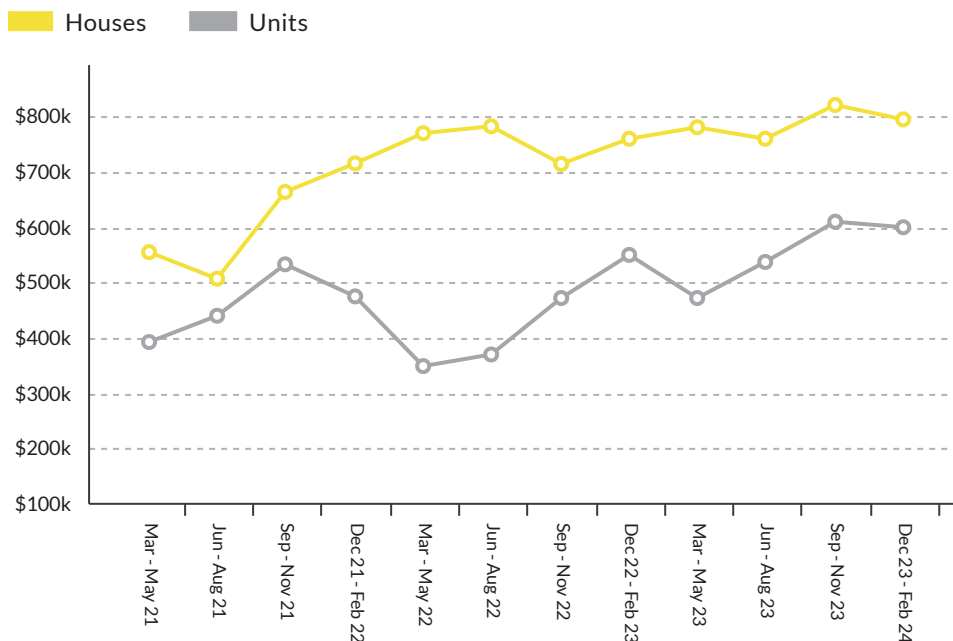
▲ 9.1% change vs. last year

Sales By Price Range (Mar 2023 - Feb 2024)

■ Houses ■ Units



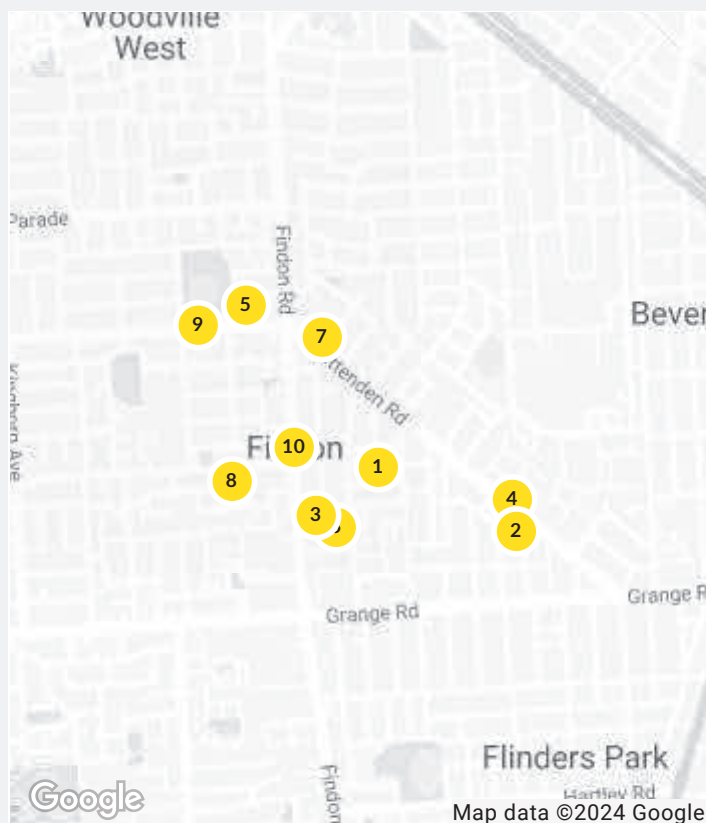
Sold Median Price Trend



We hope you found this market update helpful. If you'd like any further information on the market please don't hesitate to get in touch.

Ray White Semaphore
 (08) 8242 4777
 semaphore.sa@raywhite.com

Recent Market Sales in Findon



No.	Address	Features	Price
1	21 Colin Street, Findon	3 Beds, 1 Bath, 2 Cars	\$860k
2	23 Hobbs Street, Findon	3 Beds, 1 Bath, 2 Cars	\$1.23m
3	2/2 Bridgman Road, Findon	2 Beds, 1 Bath, 1 Car	\$630k
4	1/66 Crittenden Road, Findon	2 Beds, 1 Bath, 1 Car	\$650k
5	13 Bardia Avenue, Findon	3 Beds, 2 Baths, 1 Car	\$822k
6	32 Arnold Close, Findon	3 Beds, 2 Baths, 1 Car	\$630k
7	4/170 Crittenden Road, Findon	3 Beds, 1 Bath, 1 Car	\$550k
8	41 Cooke Street, Findon	3 Beds, 1 Bath, 4 Cars	\$895k
9	1/22 Balcombe Avenue, Findon	3 Beds, 2 Baths, 2 Cars	\$873k
10	Drummond Avenue, Findon		\$930k