

Market Snapshot Osborne June 2024

Provided by Ray White Semaphore

Total Sales by Quarter

	2024/23	2023/22	2022/21
Mar - May	—	9	9
Jun - Aug	—	17	5
Sep - Nov	10	9	10
Dec - Feb	3	9	11

Median House Sale Price

\$730,000

▲ 41.7% change vs. last year

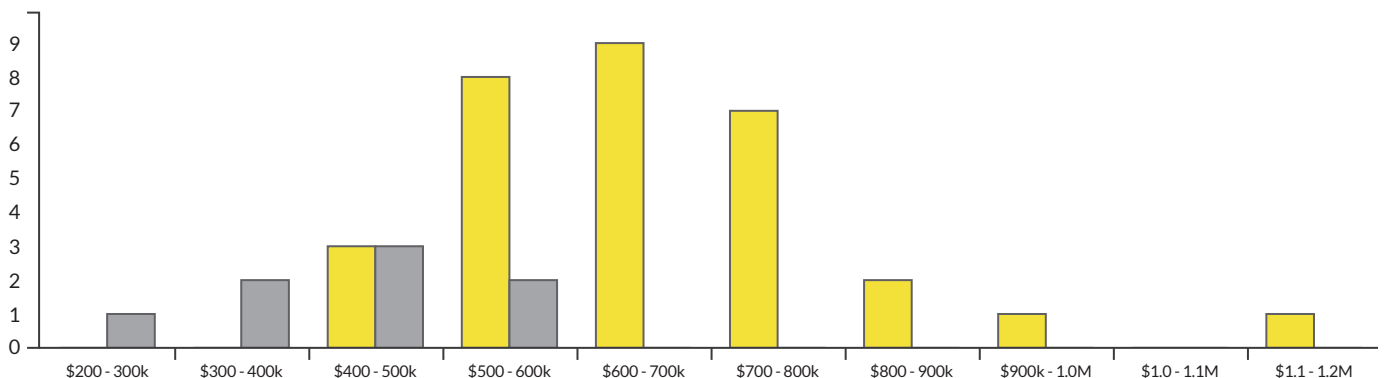
Median Unit Sale Price

N/A

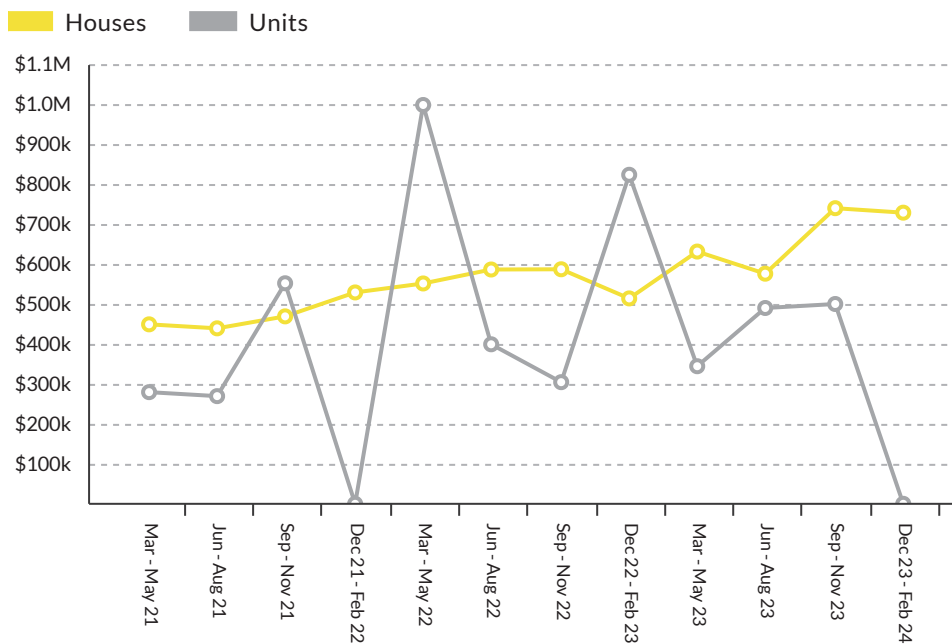
▼ -100.0% change vs. last year

Sales By Price Range (Mar 2023 - Feb 2024)

■ Houses ■ Units



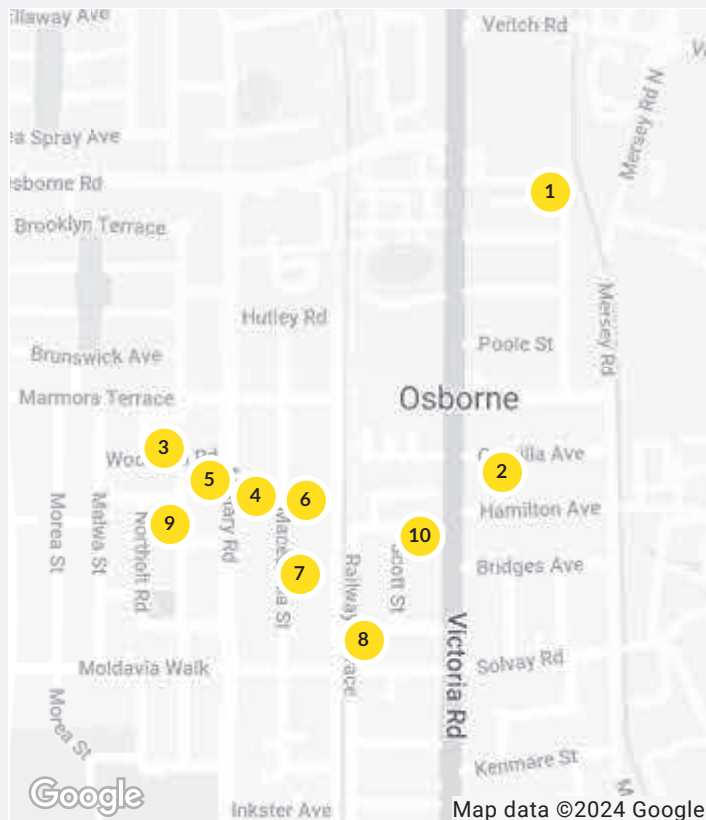
Sold Median Price Trend



We hope you found this market update helpful. If you'd like any further information on the market please don't hesitate to get in touch.

Ray White Semaphore
 (08) 8242 4777
 semaphore.sa@raywhite.com

Recent Market Sales in Osborne



No.	Address	Features	Price
1	20 Furniss Court, Osborne	3 Beds, 2 Baths, 1 Car	\$655k
2	4 Camilla Avenue, Osborne	2 Beds, 1 Bath, 4 Cars	\$666k
3	15 Woodhall Road, Osborne	3 Beds, 2 Baths, 1 Car	\$765k
4	1 Dawlish Road, Osborne	3 Beds, 2 Baths, 1 Car	\$685k
5	789 Military Road, Osborne		\$600k
6	5 Dawlish Road, Osborne	3 Beds, 2 Baths, 4 C...	\$813k
7	56 Macedonia Street, Osbo...	4 Beds, 1 Bath, 2 Cars	\$725k
8	2 Wallace Street, Osborne	3 Beds, 1 Bath, 5 Cars	\$828k
9	25 Koombana Terrace, Osb...	3 Beds, 2 Baths, 1 Car	\$750k
10	1/20 Scott Street, Osborne	2 Beds, 1 Bath, 1 Car	\$530k