

Market Snapshot Rosewater June 2024

Provided by Ray White Semaphore

Total Sales by Quarter

	2024/23	2023/22	2022/21
Mar - May	—	6	18
Jun - Aug	—	10	16
Sep - Nov	12	18	22
Dec - Feb	16	15	19

Median House Sale Price

\$617,500

▲ 22.3% change vs. last year

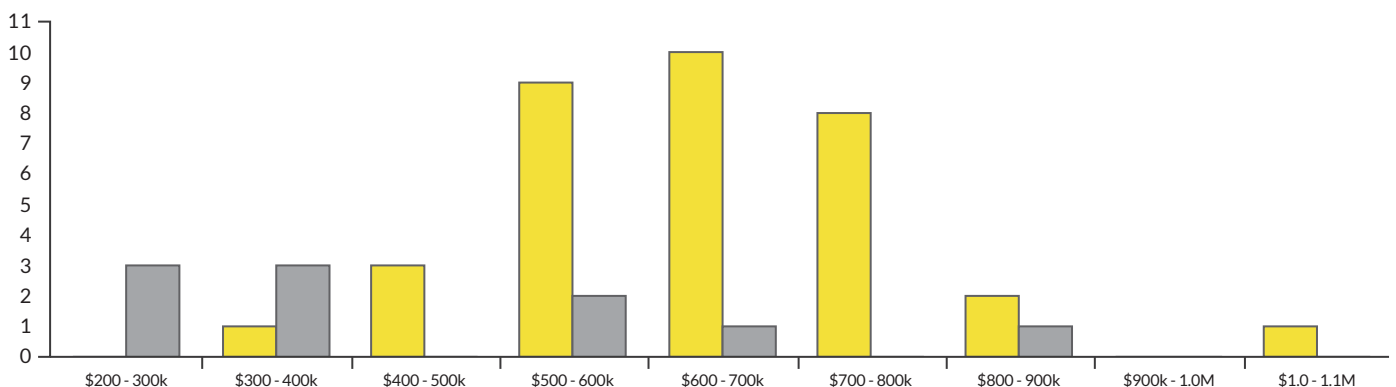
Median Unit Sale Price

\$392,500

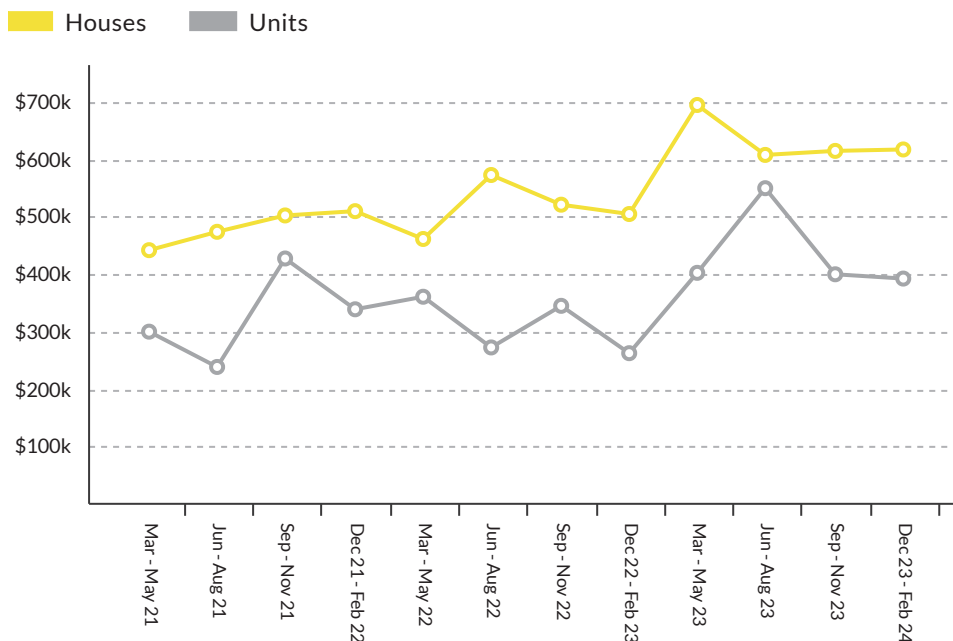
▲ 49.5% change vs. last year

Sales By Price Range (Mar 2023 - Feb 2024)

■ Houses ■ Units



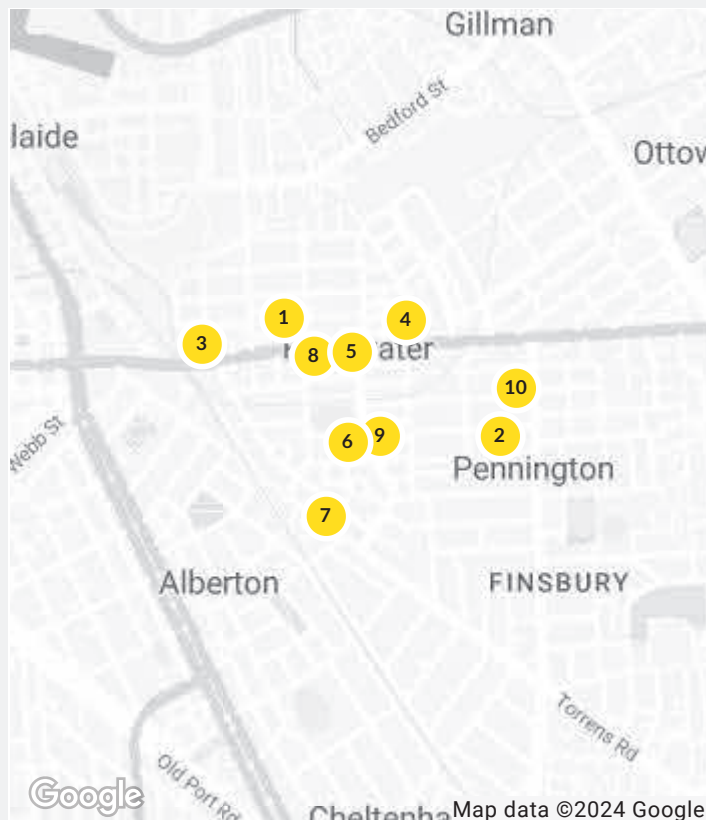
Sold Median Price Trend



We hope you found this market update helpful. If you'd like any further information on the market please don't hesitate to get in touch.

Ray White Semaphore
 (08) 8242 4777
 semaphore.sa@raywhite.com

Recent Market Sales in Rosewater



No.	Address	Features	Price
1	16 Marjoram Street, Rosewater		\$500k
2	40 Gill Street, Rosewater	3 Beds, 1 Bath, 4 Cars	\$802k
3	4/1 Henry Street, Rosewater	2 Beds, 1 Bath, 1 Car	\$320k
4	3/15 Evans Street, Rosewater	2 Beds, 1 Bath	\$380k
5	6/84 Grand Junction Road, Rosewater	2 Beds, 1 Bath, 1 Car	\$401k
6	3/12 Chad Street, Rosewater	2 Beds, 1 Bath, 1 Car	\$355k
7	782 Torrens Road, Rosewater	4 Beds, 2 Baths, 3 Cars	\$1.28m
8	70 Grand Junction Road, Rosewater	4 Beds, 1 Bath, 2 Cars	\$800k
9	7 James Street, Rosewater	3 Beds, 1 Bath, 1 Car	\$566k
10	47 Gliddon Street, Rosewater	3 Beds, 1 Bath, 4 Cars	\$865k