

Market Snapshot Cheltenham June

2024

Provided by Ray White Semaphore

Total Sales by Quarter

| | 2024/23 | 2023/22 | 2022/21 |
|-----------|---------|---------|---------|
| Mar - May | — | 4 | 8 |
| Jun - Aug | — | 9 | 14 |
| Sep - Nov | 11 | 8 | 13 |
| Dec - Feb | 3 | 4 | 9 |

Median House Sale Price

\$850,000

▼ -3.1% change vs. last year

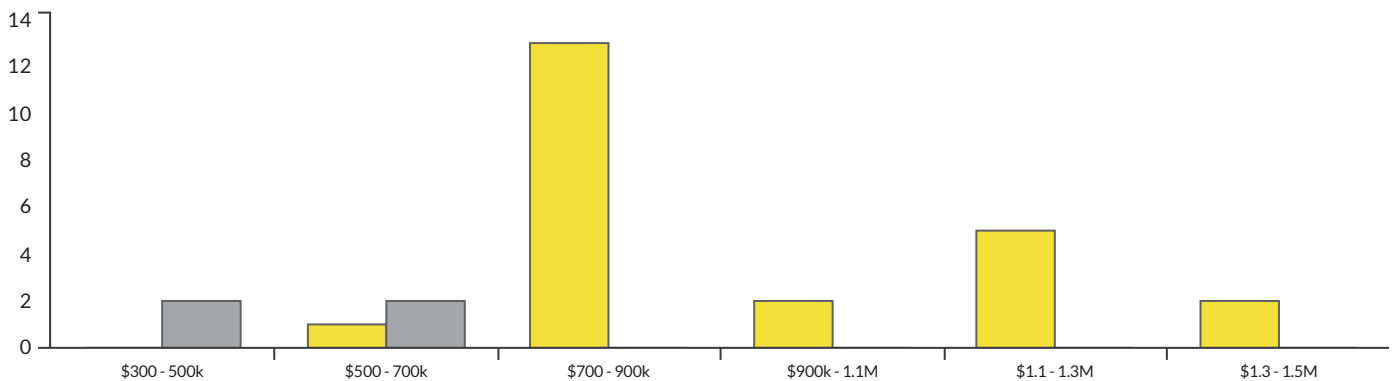
Median Unit Sale Price

N/A

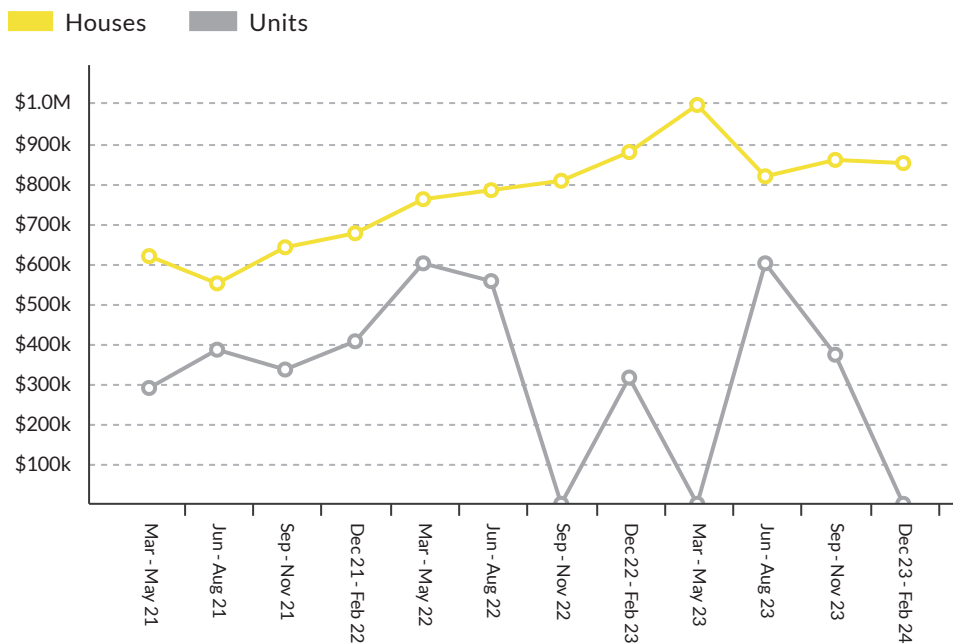
▼ -100.0% change vs. last year

Sales By Price Range (Mar 2023 - Feb 2024)

■ Houses ■ Units



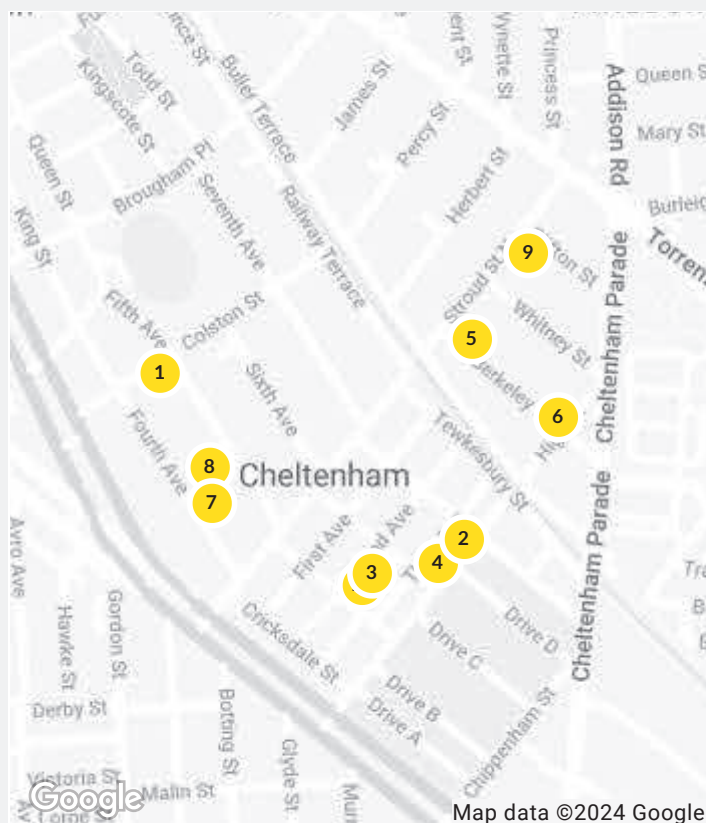
Sold Median Price Trend



We hope you found this market update helpful. If you'd like any further information on the market please don't hesitate to get in touch.

Ray White Semaphore
 (08) 8242 4777
semaphore.sa@raywhite.com

Recent Market Sales in Cheltenham



| No. | Address | Features | Price |
|-----|-----------------------------------|-------------------------|---------|
| 1 | 12 Fifth Avenue, Cheltenham | 2 Beds, 1 Bath, 1 Car | \$1.27m |
| 2 | 2 Woodstock Street, Cheltenham | 4 Beds, 2 Baths, 2 Cars | \$750k |
| 3 | 20 Second Avenue, Cheltenham | 3 Beds, 2 Baths, 1 Car | \$904k |
| 4 | 22 Third Avenue, Cheltenham | 3 Beds, 1 Bath, 1 Car | \$570k |
| 5 | 7/2-4 Berkeley Street, Cheltenham | 2 Beds, 1 Bath, 1 Car | \$462k |
| 6 | 31 High Street, Cheltenham | 3 Beds, 1 Bath, 2 Cars | \$785k |
| 7 | 45 Fourth Avenue, Cheltenham | 3 Beds, 1 Bath, 1 Car | \$893k |
| 8 | 3/30 Fifth Avenue, Cheltenham | 2 Beds, 1 Bath, 1 Car | \$600k |
| 9 | 86 Stroud Street, Cheltenham | 3 Beds, 1 Bath, 2 Cars | \$1.07m |
| 10 | 16 Second Avenue, Cheltenham | 3 Beds, 1 Bath, 4 Cars | \$845k |