

# Market Snapshot West Lakes June 2024

Provided by Ray White Semaphore

## Total Sales by Quarter

	2024/23	2023/22	2022/21
Mar - May	—	36	72
Jun - Aug	—	38	37
Sep - Nov	42	33	64
Dec - Feb	31	46	37

## Median House Sale Price

**\$1,263,500**

▲ 26.4% change vs. last year

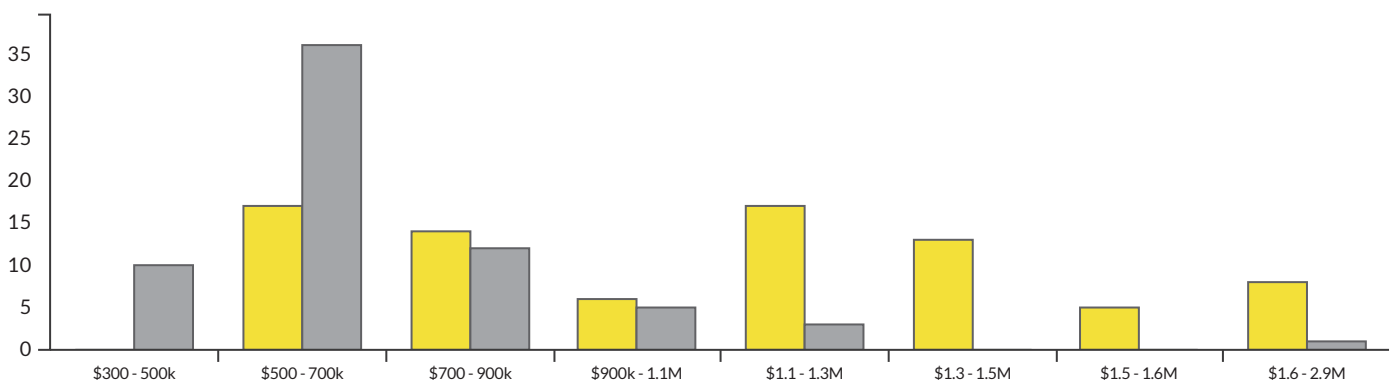
## Median Unit Sale Price

**\$620,000**

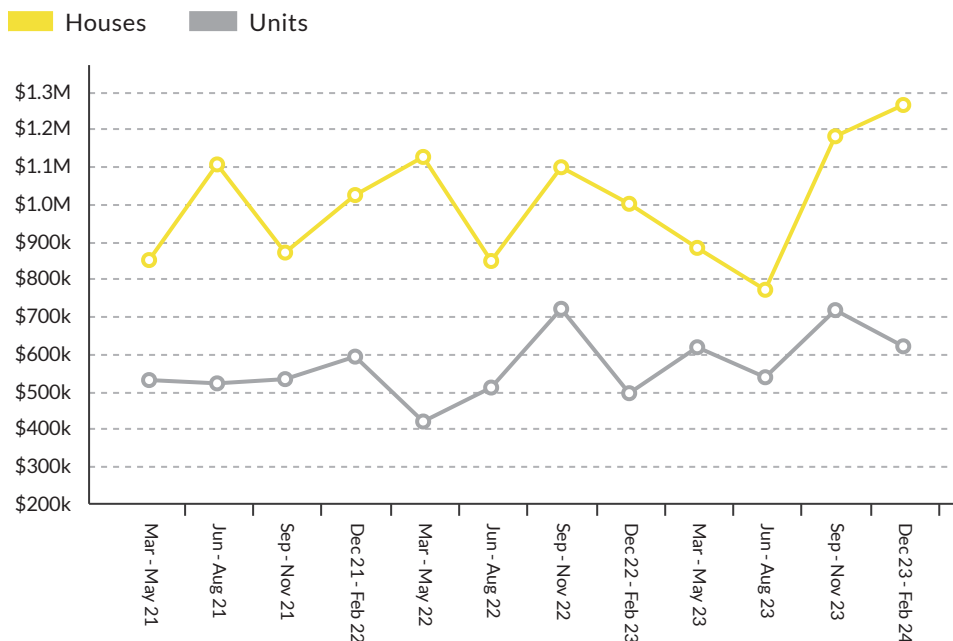
▲ 25.3% change vs. last year

## Sales By Price Range (Mar 2023 - Feb 2024)

■ Houses ■ Units



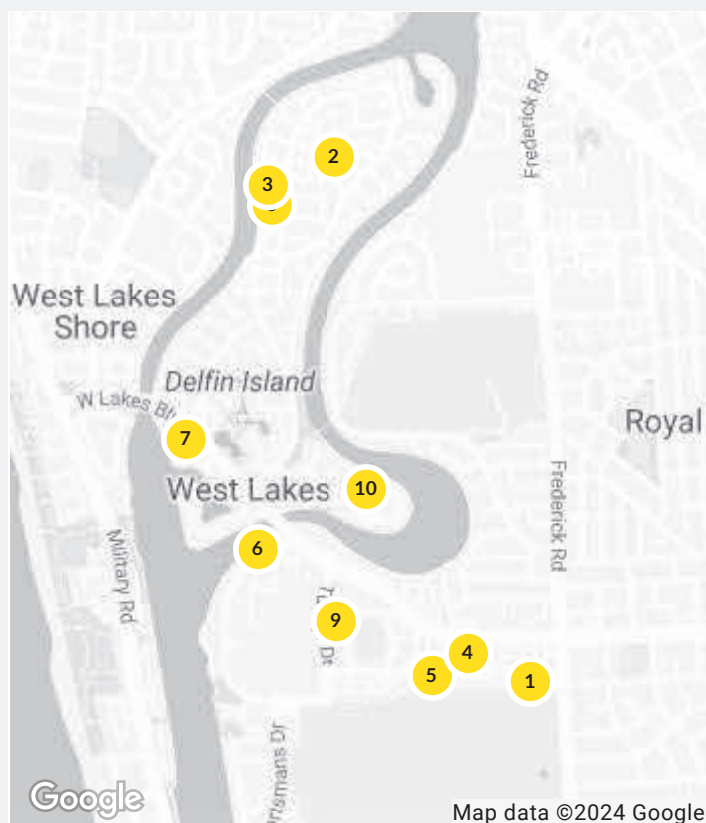
## Sold Median Price Trend



We hope you found this market update helpful. If you'd like any further information on the market please don't hesitate to get in touch.

**Ray White Semaphore**  
 (08) 8242 4777  
 semaphore.sa@raywhite.com

## Recent Market Sales in West Lakes



No.	Address	Features	Price
1	104/2 Troubridge Drive, W...	1 Bed, 1 Bath, 1 Car	\$458k
2	12 Bali Court, West Lakes	3 Beds, 1 Bath, 2 Cars	\$808k
3	5 Keppel Gr, West Lakes	4 Beds, 2 Baths, 4 C...	\$1.30m
4	10 Banksia Street, West La...	3 Beds, 2 Baths, 2 C...	\$862k
5	57 Troubridge Drive, West ...	3 Beds, 2 Baths, 2 C...	\$865k
6	33/155 Brebner Drive, Wes...	2 Beds, 2 Baths, 1 Car	\$610k
7	78 Martin Court, West Lakes	5 Beds, 3 Baths, 2 C...	\$1.51m
8	12 Anna Court, West Lakes	3 Beds, 2 Baths, 2 C...	\$875k
9	302/55 Phillips Street, Wes...	2 Beds, 2 Baths, 1 Car	\$615k
10	21 Sir John Marks Drive, W...	4 Beds, 3 Baths, 2 C...	\$2.06m