

Market Snapshot West Beach January

2024

Provided by Ray White Semaphore

Total Sales by Quarter

	2024/23	2023/22	2022/21
Jan - Mar	—	30	33
Apr - Jun	40	21	27
Jul - Sep	18	24	24
Oct - Dec	—	23	28

Median House Sale Price

\$1,414,650

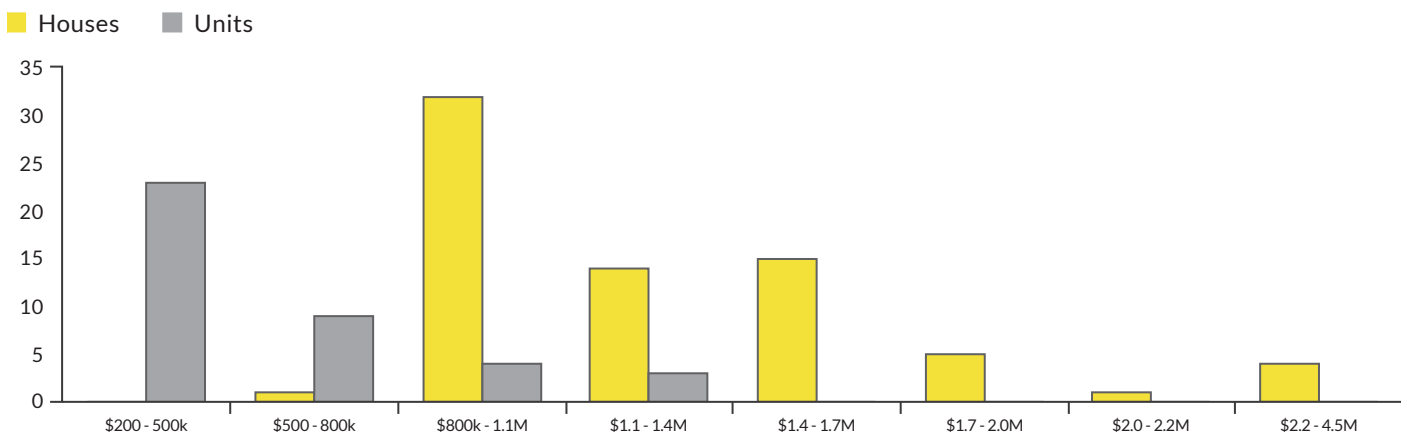
▲ 30.2% change vs. last year

Median Unit Sale Price

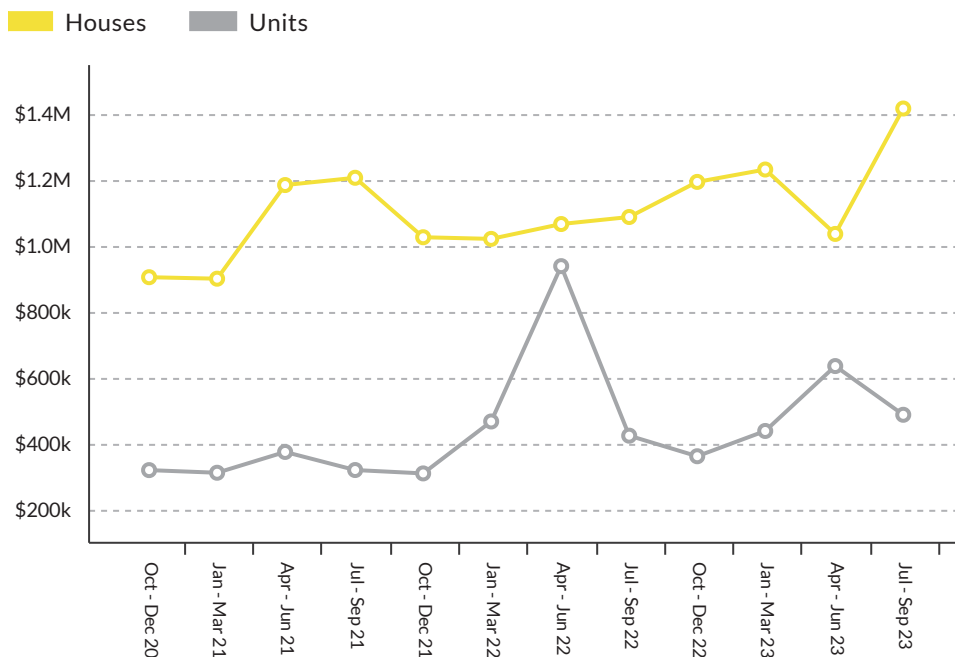
\$487,500

▲ 14.9% change vs. last year

Sales By Price Range (Oct 2022 – Sep 2023)



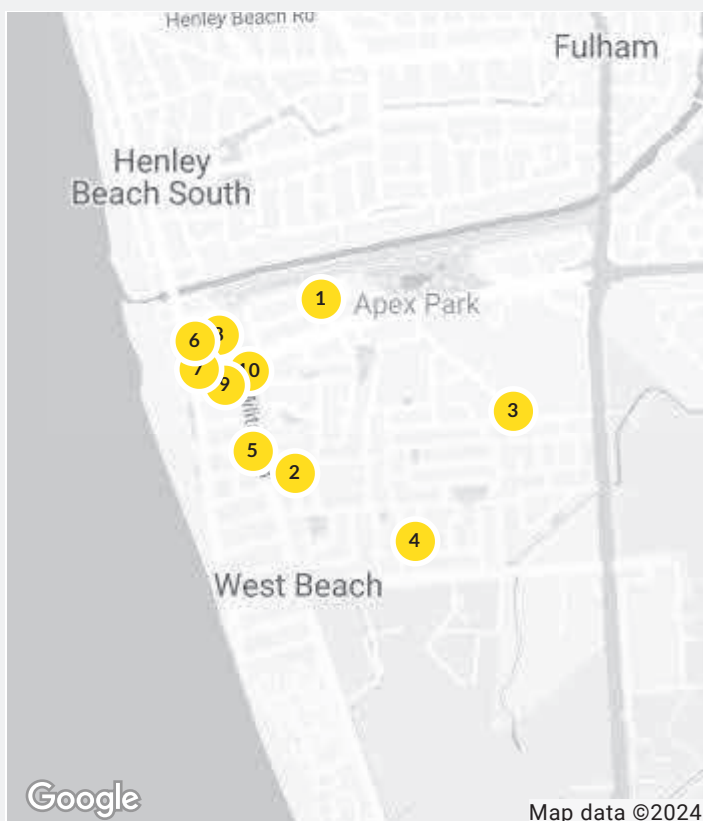
Sold Median Price Trend



We hope you found this market update helpful. If you'd like any further information on the market please don't hesitate to get in touch.

Ray White Semaphore
 (08) 8242 4777
 semaphore.sa@raywhite.com

Recent Market Sales in West Beach



No.	Address	Features	Price
1	22A Gibson Street, West B...	4 Beds, 3 Baths, 2 C...	\$1.50m
2	18 Roban Street, West Beach	3 Beds, 2 Baths, 2 C...	\$1.14m
3	34 Ingerson Street, West B...	3 Beds, 1 Bath, 2 Cars	\$1.13m
4	14 Swan Avenue, West Beach	4 Beds, 2 Baths, 2 C...	\$1.79m
5	65 Military Road, West Bea...	3 Beds, 3 Baths, 2 C...	\$1.61m
6	3/100 Seaview Road, West ...	3 Beds, 3 Baths, 2 C...	\$1.70m
7	11/670 Burbridge Road, W...	2 Beds, 1 Bath, 1 Car	\$406k
8	2/99 Military Road, West B...	2 Beds, 1 Bath, 1 Car	\$625k
9	2/4 Shirley Crescent, West ...	2 Beds, 1 Bath, 1 Car	\$513k
10	6/741 Burbridge Road, Wes...	2 Beds, 1 Bath, 1 Car	\$441k