

# Market Snapshot Semaphore January

## 2024

Provided by Ray White Semaphore

Total Sales by Quarter

	2024/23	2023/22	2022/21
Jan - Mar	—	21	15
Apr - Jun	8	12	15
Jul - Sep	8	9	18
Oct - Dec	—	15	25

Median House Sale Price

# \$1,000,000

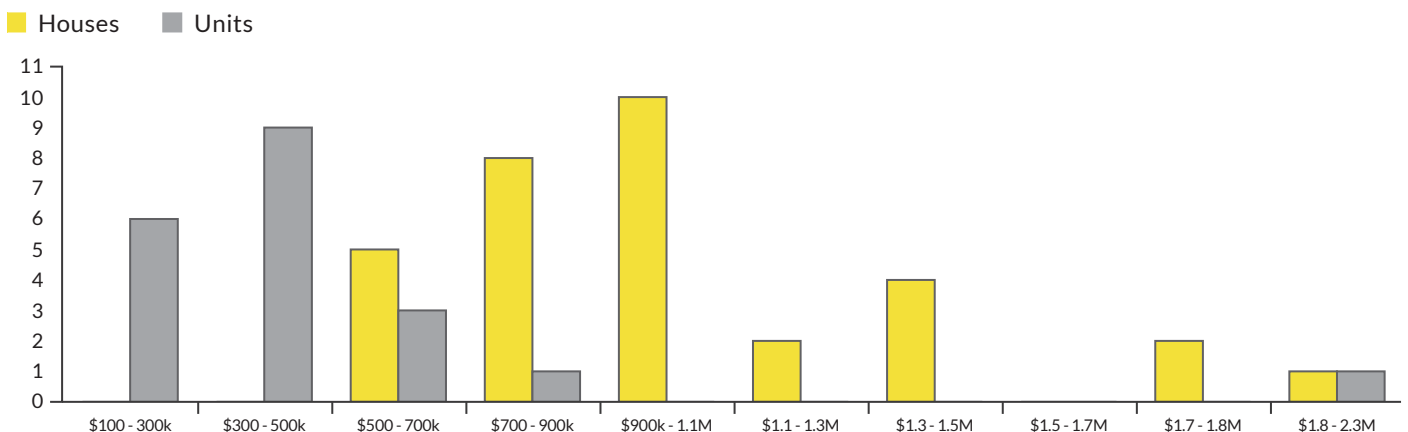
▲ 23.5% change vs. last year

Median Unit Sale Price

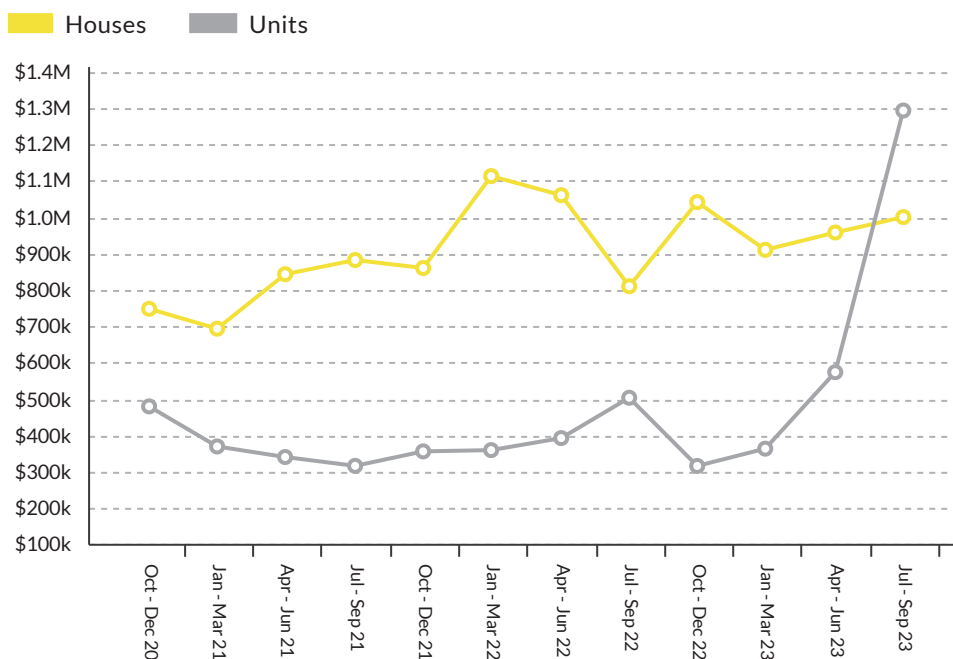
# \$1,292,500

▲ 156.6% change vs. last year

Sales By Price Range (Oct 2022 – Sep 2023)



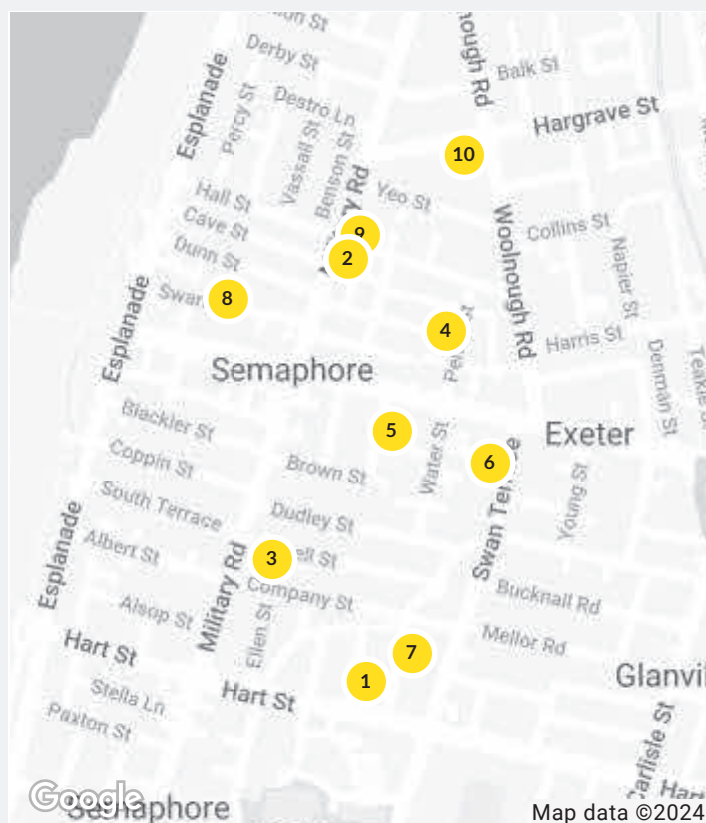
## Sold Median Price Trend



We hope you found this market update helpful. If you'd like any further information on the market please don't hesitate to get in touch.

**Ray White Semaphore**  
 (08) 8242 4777  
 semaphore.sa@raywhite.com

## Recent Market Sales in Semaphore



No.	Address	Features	Price
1	4 Freer Street, Semaphore	3 Beds, 2 Baths, 4 C...	\$850k
2	60 Hall Street, Semaphore		\$375k
3	10 Ansell Street, Semaphore	2 Beds, 2 Baths	\$803k
4	17 Penny Street, Semaphore	3 Beds, 1 Bath, 1 Car	\$842k
5	18 Turton Street, Semaphore	4 Beds, 1 Bath, 1 Car	\$750k
6	195 Swan Terrace, Semaph...	4 Beds, 1 Bath, 2 Cars	\$875k
7	22 Hanson Street, Semapho...	5 Beds, 2 Baths	\$845k
8	1/29 Swan Street, Semapho...	2 Beds, 1 Bath, 2 Cars	\$400k
9	258 Military Road, Semaph...	4 Beds, 2 Baths, 2 C...	\$1.67m
10	30 Hargrave Street, Semap...	2 Beds, 1 Bath, 2 Cars	\$806k