

Market Snapshot West Lakes Shore

January 2024

Provided by Ray White Semaphore

Total Sales by Quarter

	2024/23	2023/22	2022/21
Jan - Mar	—	7	15
Apr - Jun	18	13	26
Jul - Sep	8	17	24
Oct - Dec	—	13	11

Median House Sale Price

\$1,080,000

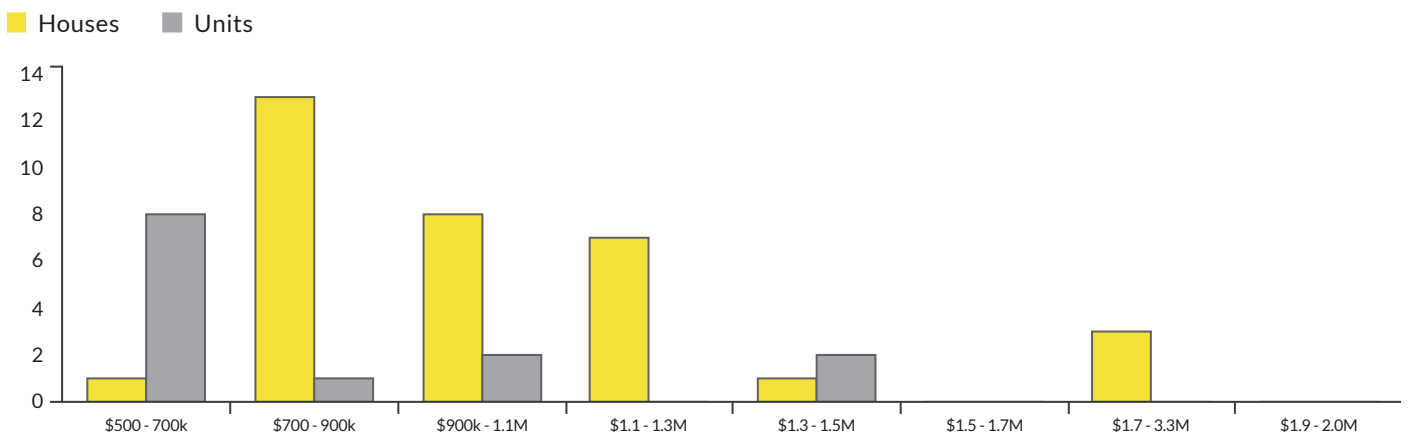
▼ -1.8% change vs. last year

Median Unit Sale Price

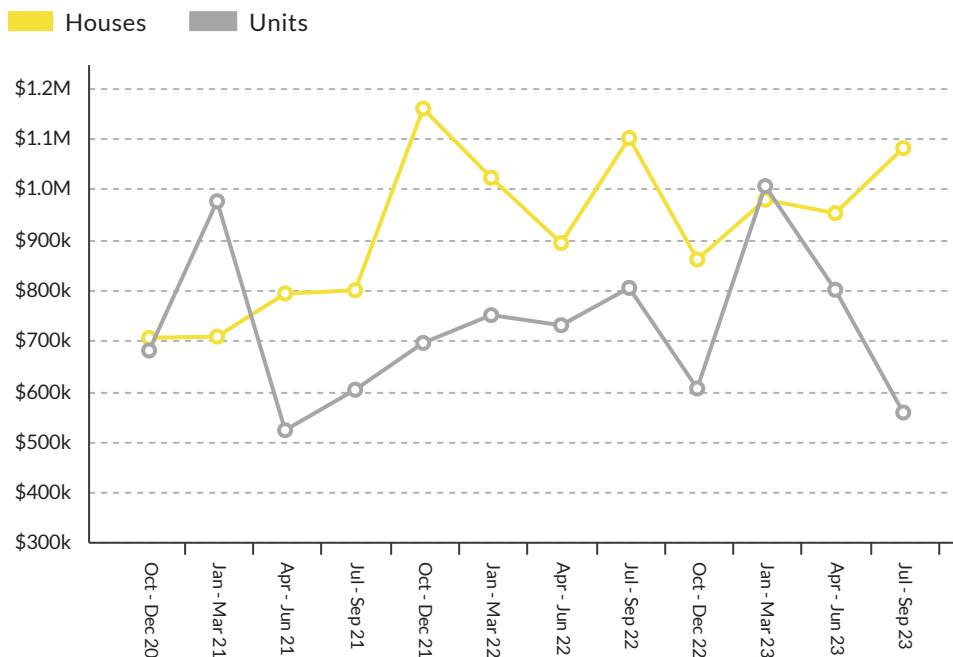
\$557,500

▼ -30.6% change vs. last year

Sales By Price Range (Oct 2022 – Sep 2023)



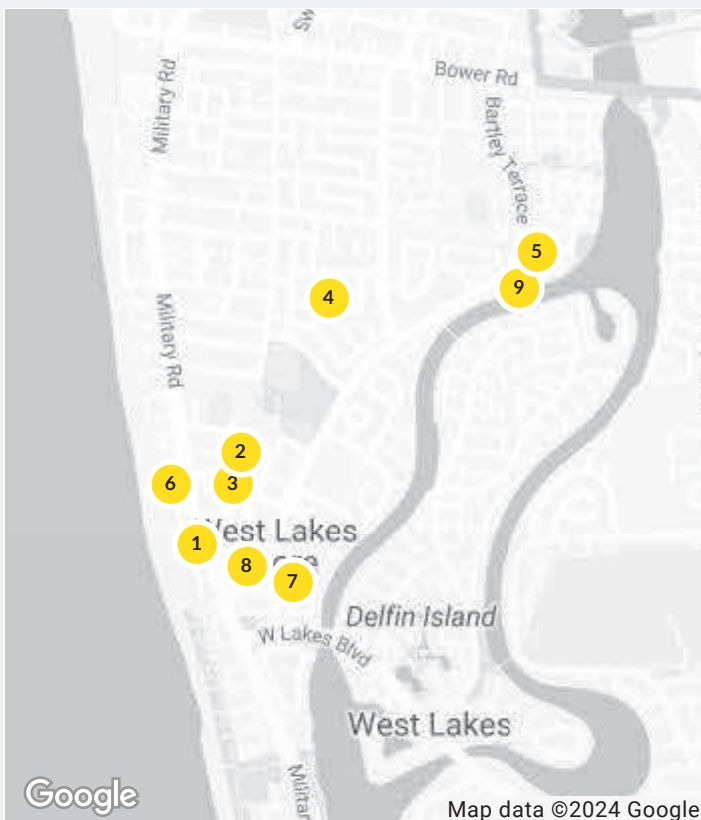
Sold Median Price Trend



We hope you found this market update helpful. If you'd like any further information on the market please don't hesitate to get in touch.

Ray White Semaphore
 (08) 8242 4777
 semaphore.sa@raywhite.com

Recent Market Sales in West Lakes Shore



No.	Address	Features	Price
1	8/19 Sandpiper Place, West...	2 Beds, 1 Bath, 1 Car	\$610k
2	8/3 Mooloola Way, West La...	2 Beds, 1 Bath, 1 Car	\$425k
3	10/7 Mooloola Way, West L...	2 Beds, 1 Bath, 1 Car	\$319k
4	9 Finke Avenue, West Lakes...	3 Beds, 2 Baths	\$980k
5	3 Crowle Gr, West Lakes Sh...	4 Beds, 2 Baths, 1 Car	\$1.21m
6	4/55 Sandpiper Place, West...	2 Beds, 1 Bath, 1 Car	\$650k
7	45 Boyd Crescent, West La...	4 Beds, 2 Baths, 2 C...	\$860k
8	6 Yamba Gr, West Lakes Sh...	4 Beds, 3 Baths, 3 C...	\$1.04m
9	8/8 Hansen Court, West La...	2 Beds, 2 Baths, 2 C...	\$900k
10	74 Recreation Parade, Wes...		\$963k