

# Market Snapshot Seaton January 2024

Provided by Ray White Semaphore

## Total Sales by Quarter

	2024/23	2023/22	2022/21
Jan - Mar	—	35	49
Apr - Jun	63	48	51
Jul - Sep	50	57	61
Oct - Dec	—	61	66

## Median House Sale Price

**\$860,500**

▲ 10.3% change vs. last year

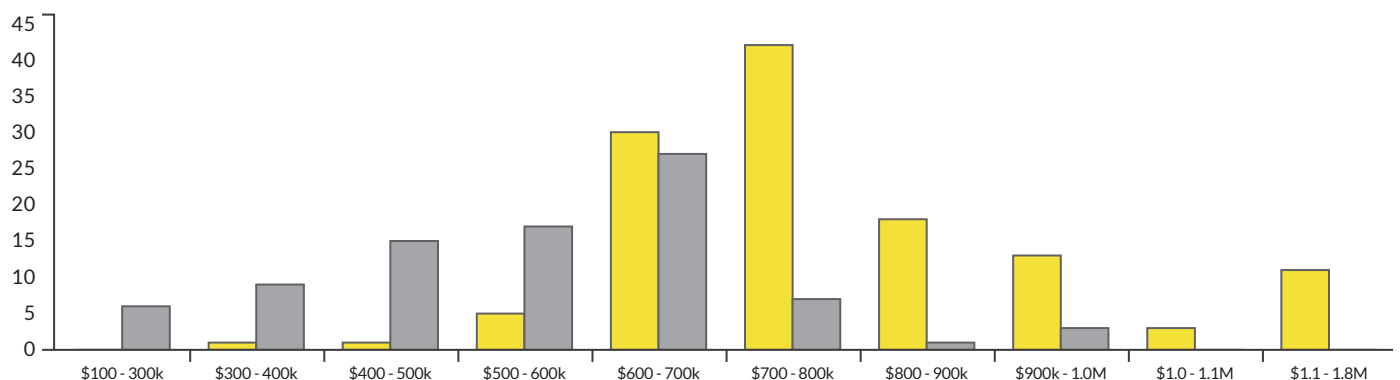
## Median Unit Sale Price

**\$613,250**

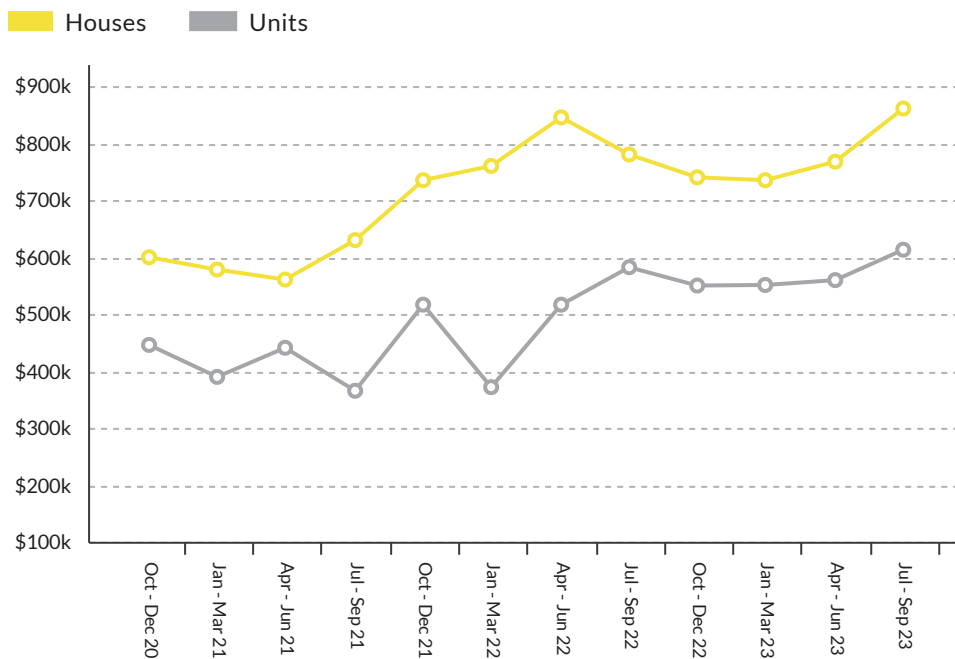
▲ 5.3% change vs. last year

## Sales By Price Range (Oct 2022 – Sep 2023)

■ Houses ■ Units



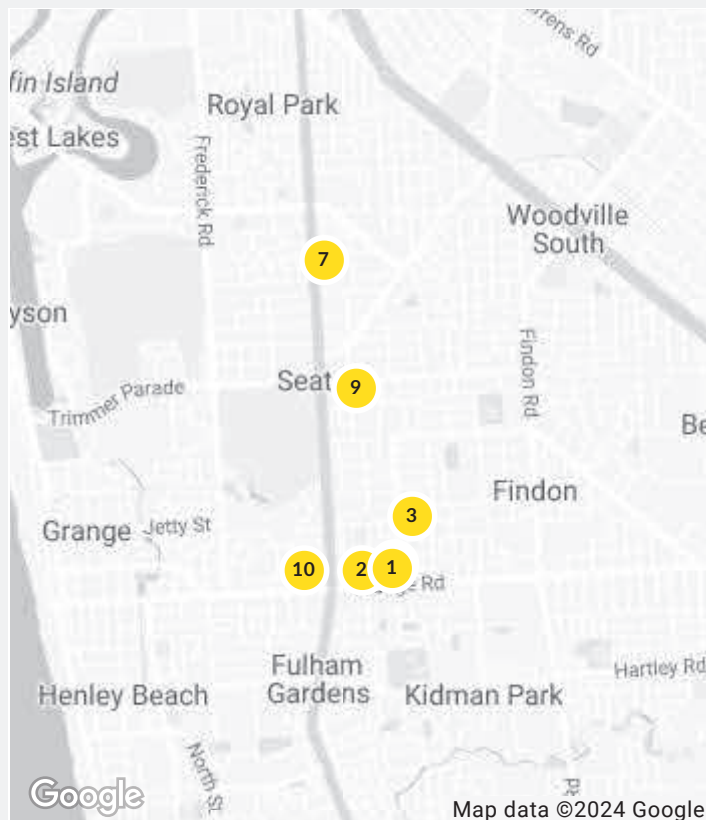
### Sold Median Price Trend



We hope you found this market update helpful. If you'd like any further information on the market please don't hesitate to get in touch.

**Ray White Semaphore**  
 (08) 8242 4777  
 semaphore.sa@raywhite.com

### Recent Market Sales in Seaton



No.	Address	Features	Price
1	15 Airdrie Avenue, Seaton		\$875k
2	13/8 Montrose Avenue, Sea...	2 Beds, 1 Bath, 1 Car	\$317k
3	53A Dumfries Avenue, Seat...	3 Beds, 2 Baths, 2 C...	\$750k
4	Trimmer Parade, Seaton		\$938k
5	Trimmer Parade, Seaton		\$800k
6	2/15A Airdrie Avenue, Seat...		\$740k
7	3 First Avenue, Seaton		\$885k
8	19 Morley Road, Seaton		\$745k
9	18 Gregory Crescent, Seaton	4 Beds, 1 Bath, 3 Cars	\$770k
10	15 Elaine Avenue, Seaton	4 Beds, 1 Bath, 4 Cars	\$815k