

# Market Snapshot Osborne January

## 2024

Provided by Ray White Semaphore

### Total Sales by Quarter

	2024/23	2023/22	2022/21
Jan - Mar	—	7	13
Apr - Jun	12	5	10
Jul - Sep	18	8	9
Oct - Dec	—	10	9

### Median House Sale Price

# \$669,000

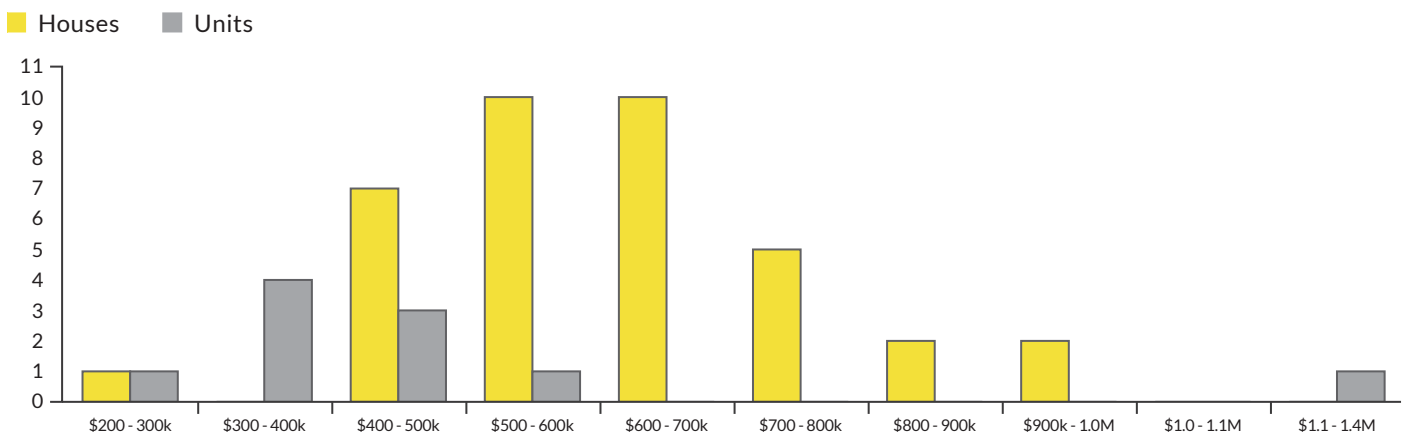
▲ 15.3% change vs. last year

### Median Unit Sale Price

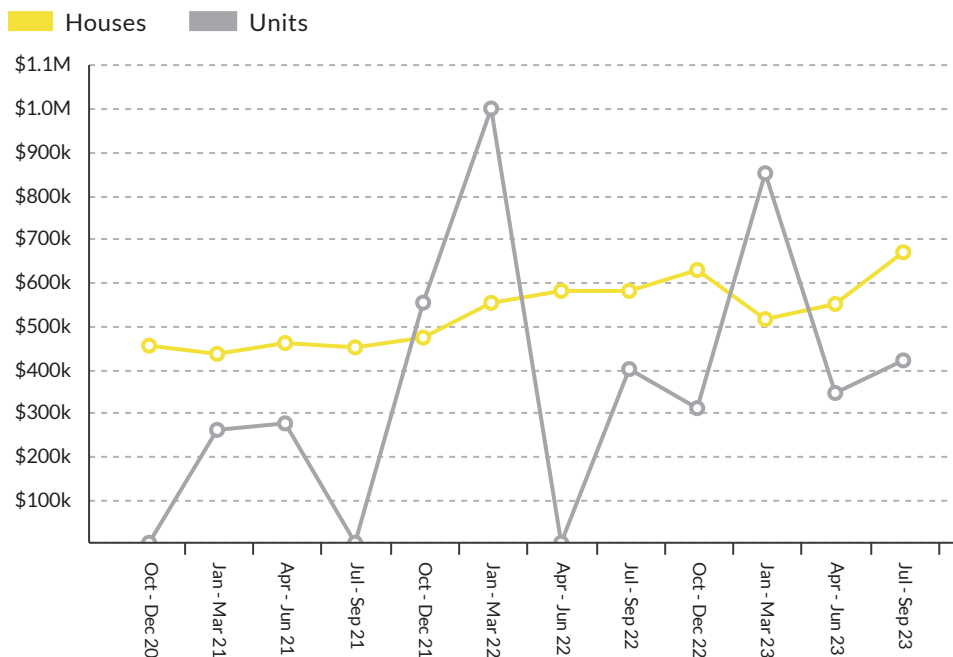
# \$420,000

▲ 5.0% change vs. last year

### Sales By Price Range (Oct 2022 – Sep 2023)



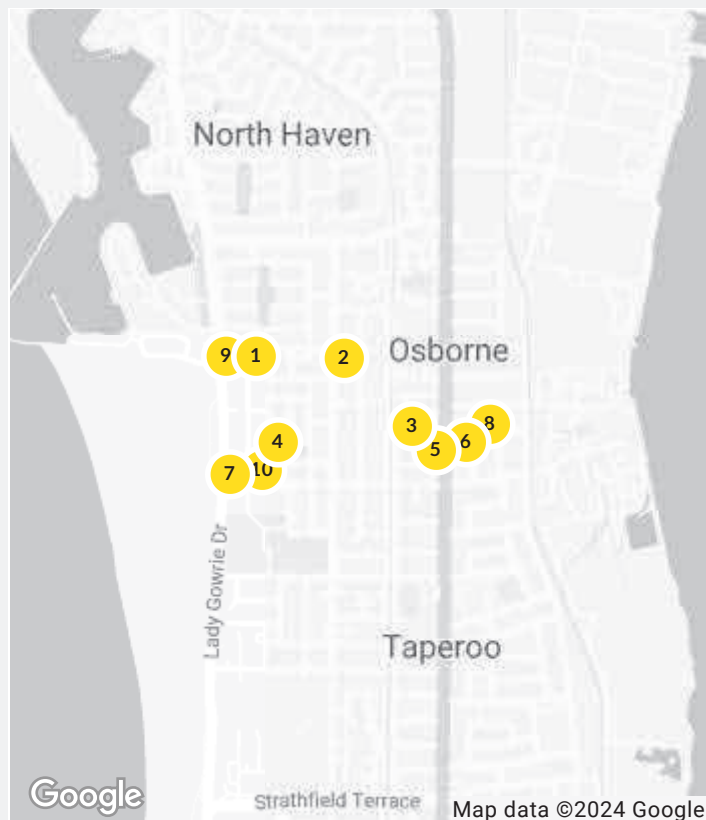
## Sold Median Price Trend



We hope you found this market update helpful. If you'd like any further information on the market please don't hesitate to get in touch.

**Ray White Semaphore**  
 (08) 8242 4777  
 semaphore.sa@raywhite.com

## Recent Market Sales in Osborne



No.	Address	Features	Price
1	18 Marmora Terrace, Osbor...	4 Beds, 2 Baths, 4 C...	\$958k
2	58 Marmora Terrace, Osbor...	3 Beds, 2 Baths, 4 C...	\$760k
3	15A Scott Street, Osborne	3 Beds, 2 Baths, 1 Car	\$657k
4	3 Manoora Street, Osborne	3 Beds, 1 Bath, 2 Cars	\$691k
5	501 Victoria Road, Osborne	4 Beds, 1 Bath, 2 Cars	\$475k
6	3/11 Enid Avenue, Osborne	3 Beds, 1 Bath, 1 Car	\$420k
7	363 Lady Gowrie Drive, Os...	5 Beds, 2 Baths, 3 C...	\$1.20m
8	21 Bridges Avenue, Osborne	7 Beds, 3 Baths, 4 C...	\$800k
9	2/392 Lady Gowrie Drive, ...	2 Beds, 1 Bath, 1 Car	\$582k
10	1 Malwa Street, Osborne	3 Beds, 1 Bath, 3 Cars	\$730k