

Market Snapshot Semaphore South

January 2024

Provided by Ray White Semaphore

Total Sales by Quarter

	2024/23	2023/22	2022/21
Jan - Mar	—	4	7
Apr - Jun	5	7	6
Jul - Sep	5	2	5
Oct - Dec	—	3	4

Median House Sale Price

\$949,000

▼ -52.8% change vs. last year

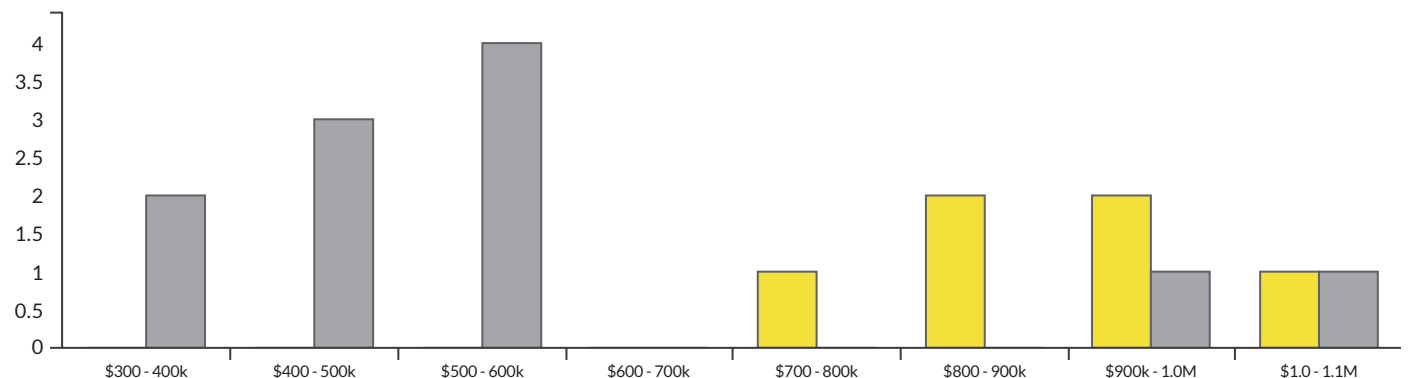
Median Unit Sale Price

\$545,000

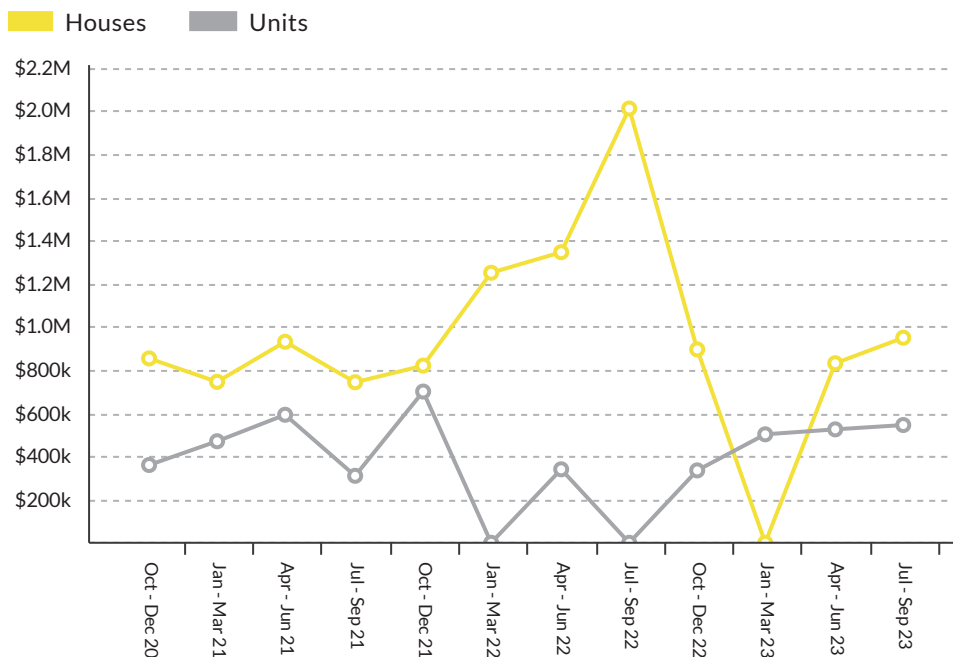
No change vs. last year

Sales By Price Range (Oct 2022 – Sep 2023)

■ Houses ■ Units



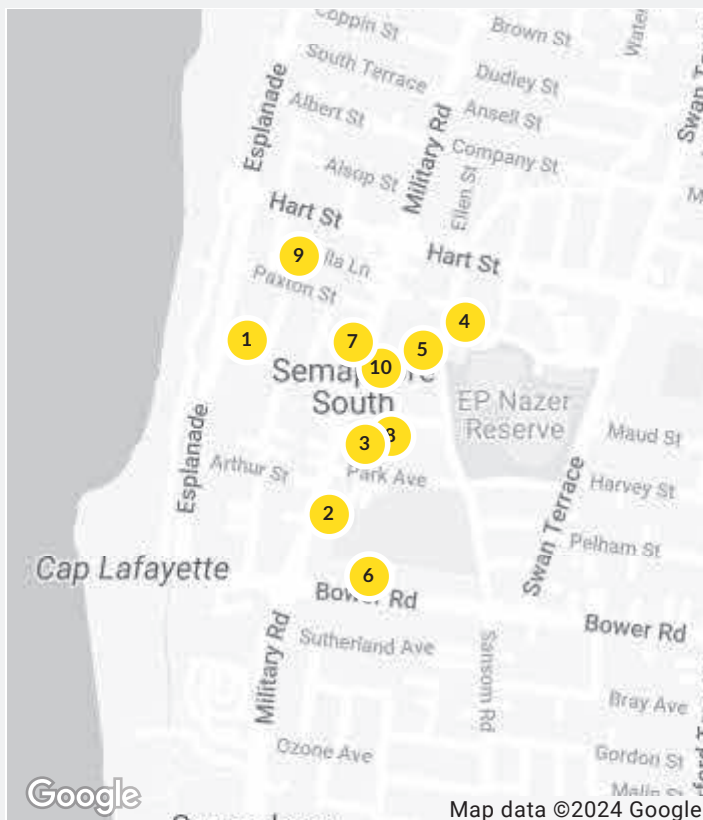
Sold Median Price Trend



We hope you found this market update helpful. If you'd like any further information on the market please don't hesitate to get in touch.

Ray White Semaphore
 (08) 8242 4777
 semaphore.sa@raywhite.com

Recent Market Sales in Semaphore South



No.	Address	Features	Price
1	1 Jervois Road, Semaphore ...	2 Beds, 2 Baths, 2 C...	\$950k
2	24 Military Road, Semapho...	3 Beds, 1 Bath, 1 Car	\$760k
3	3/8 Eton Road, Semaphore ...	3 Beds, 1 Bath, 1 Car	\$525k
4	1-5/186 Robin Road, Sema...	1 Bed, 1 Bath, 1 Car	\$1.10m
5	4/171 Robin Road, Semaph...	2 Beds, 1 Bath, 1 Car	\$445k
6	2/23 Bower Road, Semapho...	2 Beds, 1 Bath, 1 Car	\$545k
7	75 Military Road, Semapho...	3 Beds, 2 Baths, 5 C...	\$1.08m
8	14 Eton Road, Semaphore S...	3 Beds, 1 Bath, 2 Cars	\$820k
9	6/17 Paxton Street, Sema...	3 Beds, 1 Bath, 2 Cars	\$607k
10	72 Military Road, Semapho...	4 Beds, 1 Bath, 2 Cars	\$1.25m