

# Market Snapshot Largs North January

2024

Provided by Ray White Semaphore

Total Sales by Quarter

	2024/23	2023/22	2022/21
Jan - Mar	—	25	14
Apr - Jun	16	20	19
Jul - Sep	11	16	23
Oct - Dec	—	28	33

Median House Sale Price

**\$625,000**

▲ 2.5% change vs. last year

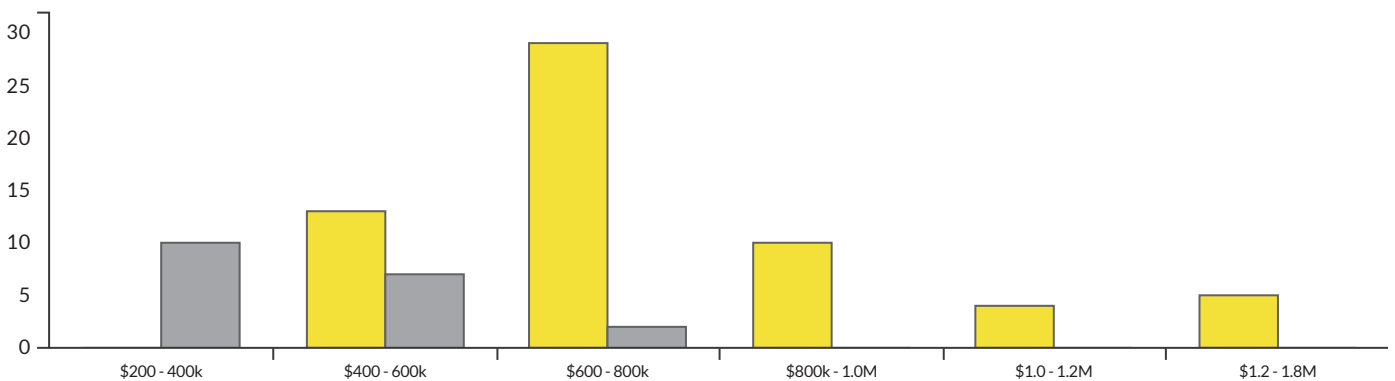
Median Unit Sale Price

**\$360,000**

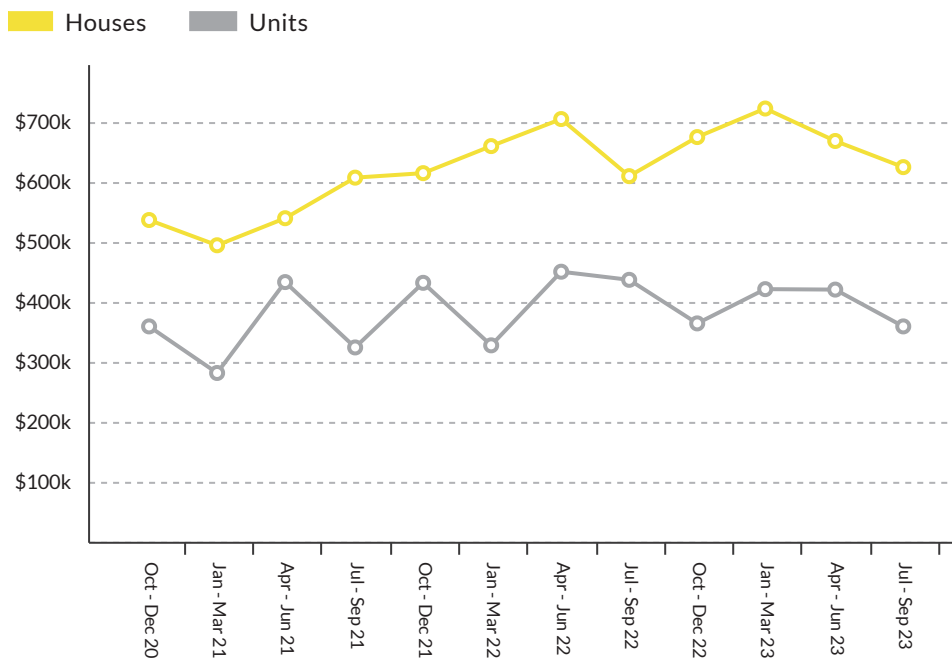
▼ -17.7% change vs. last year

Sales By Price Range (Oct 2022 – Sep 2023)

■ Houses ■ Units




## Sold Median Price Trend



We hope you found this market update helpful. If you'd like any further information on the market please don't hesitate to get in touch.

**Ray White Semaphore**  
 (08) 8242 4777  
 semaphore.sa@raywhite.com

## Recent Market Sales in Largs North



Oops! Something went wrong.

This page didn't load Google Maps correctly. See the JavaScript console for technical details.

No.	Address	Features	Price
1	111A Railway Terrace, Larg...	3 Beds, 2 Baths, 2 C...	\$720k
2	9 Koowarra Terrace, Largs ...	3 Beds, 1 Bath, 2 Cars	\$1.24m
3	30 Yerlo Drive, Largs North	4 Beds, 2 Baths, 2 C...	\$677k
4	17A Lamorna Terrace, Larg...	3 Beds, 1 Bath, 4 Cars	\$770k
5	28 Marloo Street, Largs No...	3 Beds, 2 Baths, 1 Car	\$650k
6	40 Ranford Road, Largs Nor...	3 Beds, 2 Baths, 1 Car	\$706k
7	16 The Strand, Largs North	3 Beds, 1 Bath, 1 Car	\$810k
8	19A Brenda Terrace, Largs ...	4 Beds, 2 Baths, 2 C...	\$995k
9	96 Strathfield Terrace, Larg...	3 Beds, 1 Bath, 2 Cars	\$835k
10	40 Kenilworth Street, Largs...	3 Beds, 1 Bath, 1 Car	\$618k

