

Market Snapshot Rosewater January

2024

Provided by Ray White Semaphore

Total Sales by Quarter

	2024/23	2023/22	2022/21
Jan - Mar	—	11	19
Apr - Jun	7	16	15
Jul - Sep	8	17	23
Oct - Dec	—	17	25

Median House Sale Price

\$619,000

▲ 12.2% change vs. last year

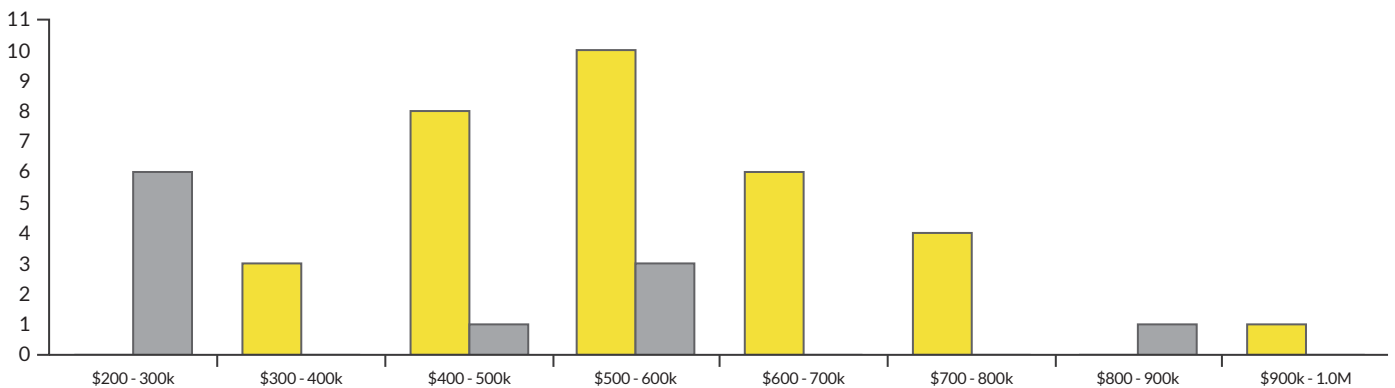
Median Unit Sale Price

\$410,000

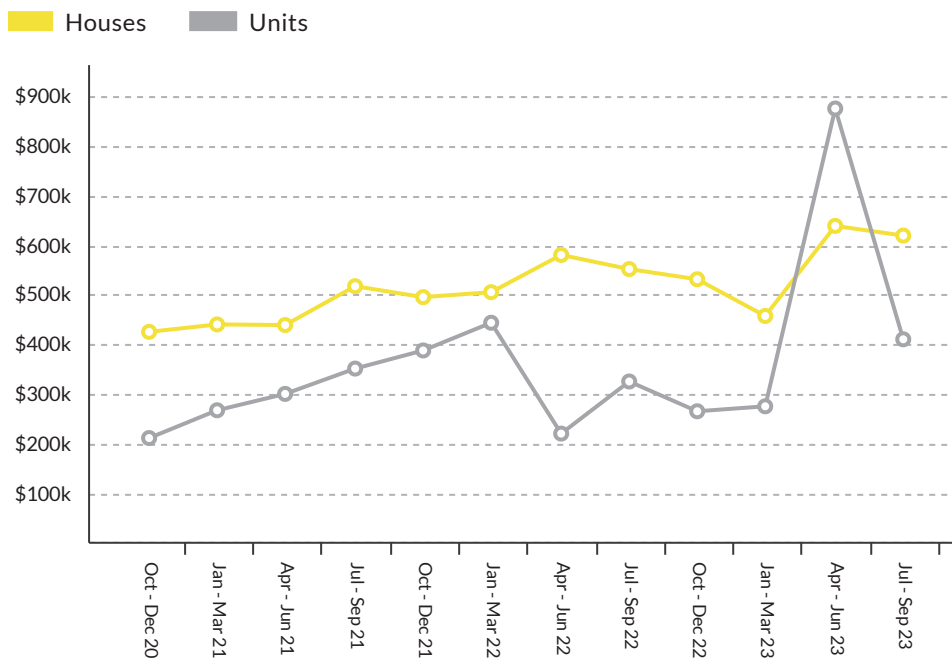
▲ 26.2% change vs. last year

Sales By Price Range (Oct 2022 – Sep 2023)

■ Houses ■ Units



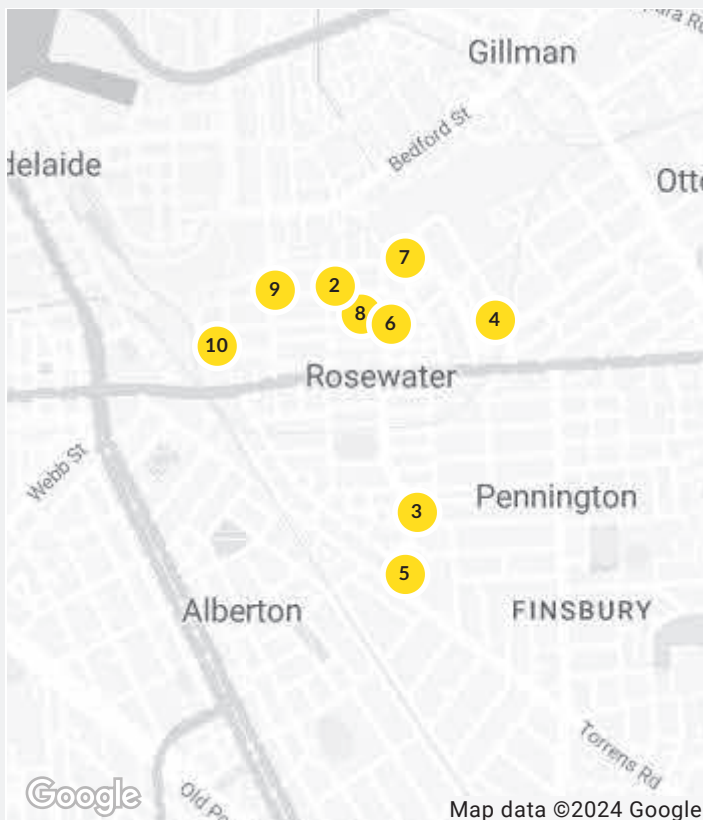
Sold Median Price Trend



We hope you found this market update helpful. If you'd like any further information on the market please don't hesitate to get in touch.

Ray White Semaphore
 (08) 8242 4777
 semaphore.sa@raywhite.com

Recent Market Sales in Rosewater



No.	Address	Features	Price
1	Alice Street, Rosewater		\$880k
2	36A Mcnicol Terrace, Rose...	4 Beds, 2 Baths, 2 C...	\$757k
3	26 Newcastle Street, Rose...	3 Beds, 1 Bath, 2 Cars	\$734k
4	23 Florence Terrace, Rosew...	3 Beds, 1 Bath, 1 Car	\$460k
5	4/756 Torrens Road, Rosew...	2 Beds, 1 Bath, 1 Car	\$385k
6	56 Margaret Terrace, Rose...	3 Beds, 1 Bath, 1 Car	\$540k
7	5 Shell Street, Rosewater	3 Beds, 1 Bath, 3 Cars	\$610k
8	43 Margaret Terrace, Rose...	3 Beds, 1 Bath, 1 Car	\$605k
9	1 King William Street, Rose...	2 Beds, 1 Bath, 1 Car	\$380k
10	9 Alice Street, Rosewater	3 Beds, 1 Bath, 1 Car	\$540k