

Market Snapshot Cheltenham January

2024

Provided by Ray White Semaphore

Total Sales by Quarter

	2024/23	2023/22	2022/21
Jan - Mar	—	4	9
Apr - Jun	7	11	8
Jul - Sep	10	12	11
Oct - Dec	—	5	11

Median House Sale Price

\$790,000

▲ 8.2% change vs. last year

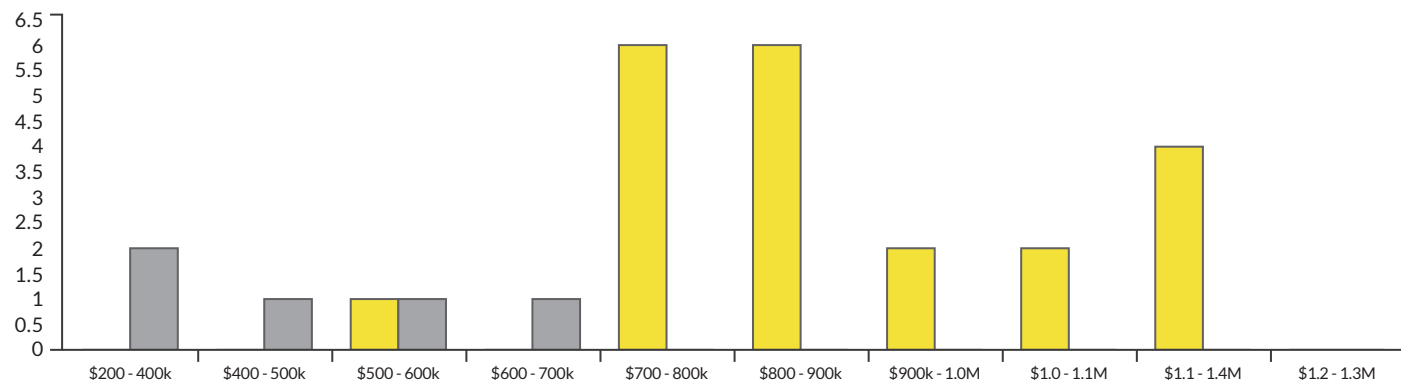
Median Unit Sale Price

\$492,000

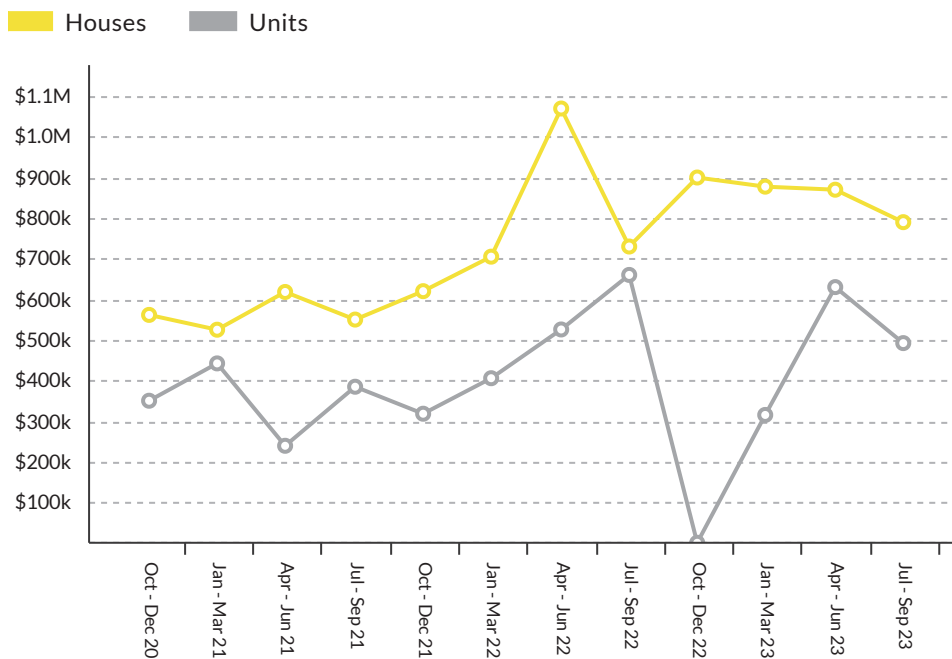
▼ -25.5% change vs. last year

Sales By Price Range (Oct 2022 – Sep 2023)

■ Houses ■ Units



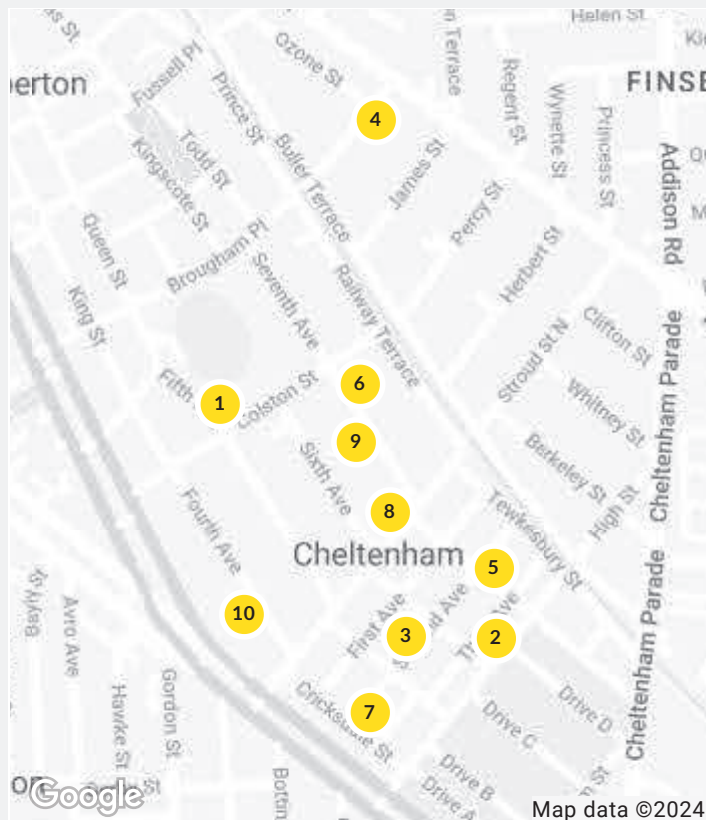
Sold Median Price Trend



We hope you found this market update helpful. If you'd like any further information on the market please don't hesitate to get in touch.

Ray White Semaphore
 (08) 8242 4777
 semaphore.sa@raywhite.com

Recent Market Sales in Cheltenham



No.	Address	Features	Price
1	1A Fifth Avenue, Cheltenham	3 Beds, 1 Bath, 3 Cars	\$1.13m
2	24 Third Avenue, Cheltenham	3 Beds, 2 Baths, 1 Car	\$1.04m
3	19 Second Avenue, Cheltenham	3 Beds, 1 Bath, 2 Cars	\$570k
4	1/14 Durham Terrace, Cheltenham	2 Beds, 1 Bath, 1 Car	\$372k
5	44 Second Avenue, Cheltenham	3 Beds, 1 Bath, 1 Car	\$815k
6	21 Seventh Avenue, Cheltenham	4 Beds, 2 Baths, 2 Cars	\$1.44m
7	6 Eve Street, Cheltenham	3 Beds, 2 Baths, 3 Cars	\$712k
8	23 Stroud Street, Cheltenham	3 Beds, 1 Bath, 2 Cars	\$901k
9	16 Seventh Avenue, Cheltenham		\$800k
10	50 Fourth Avenue, Cheltenham	5 Beds, 1 Bath, 2 Cars	\$1.20m