

Market Snapshot Taperoo March 2022

Provided by Ray White Semaphore

Total Sales by Quarter

| | 2022/21 | 2021/20 | 2020/19 |
|-----------|---------|---------|---------|
| Mar - May | — | 9 | 20 |
| Dec - Feb | — | 17 | 13 |
| Sep - Nov | 14 | 16 | 13 |
| Jun - Aug | 14 | 10 | 16 |

Median House Sale Price

\$500,000

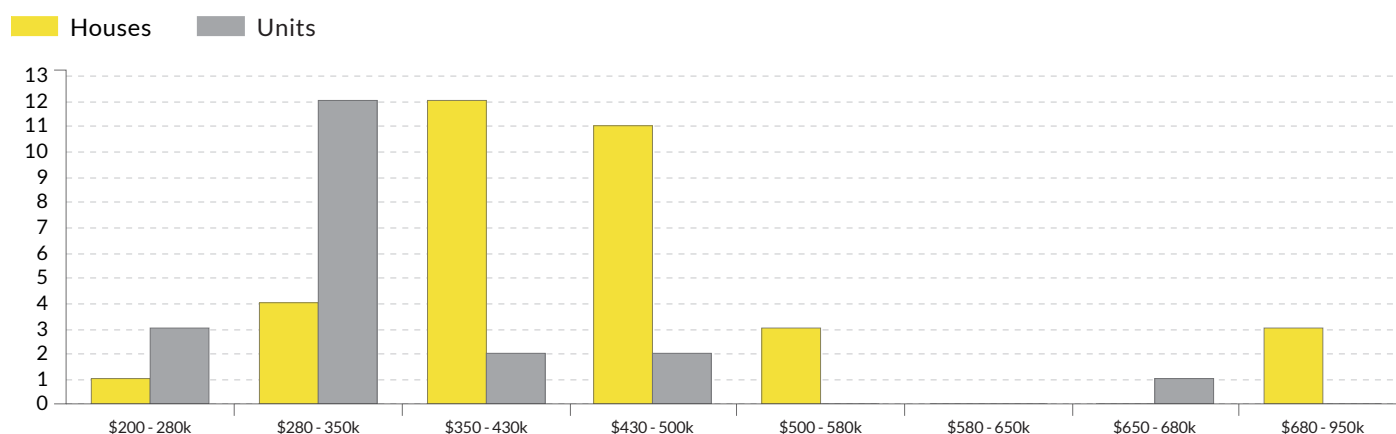
▲ 31.6% change vs. last year

Median Unit Sale Price

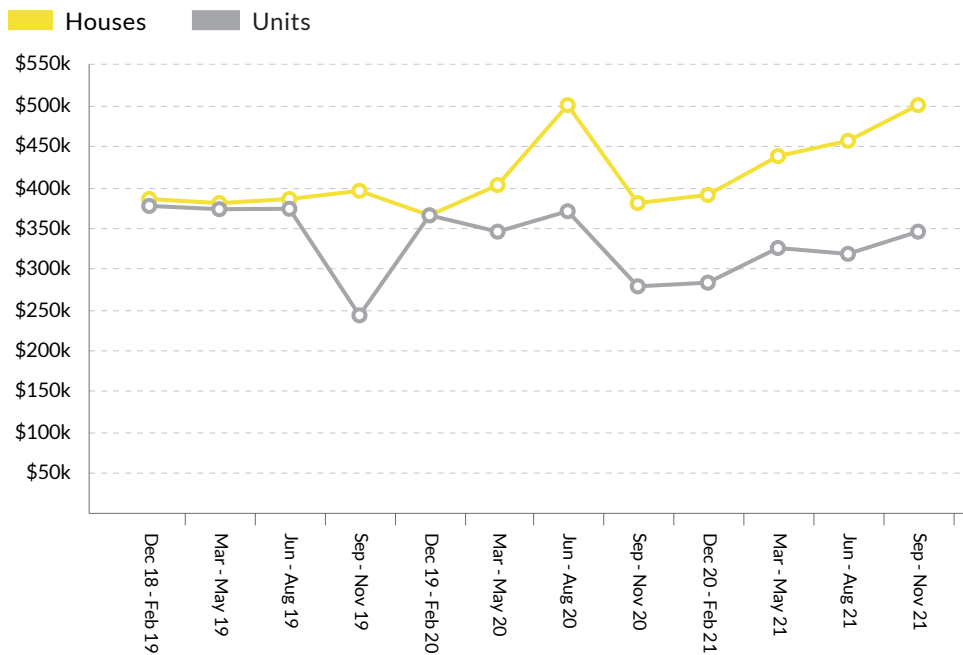
\$345,000

▲ 24.1% change vs. last year

Sales By Price Range (Dec 2020 – Nov 2021)



Sold Median Price Trend

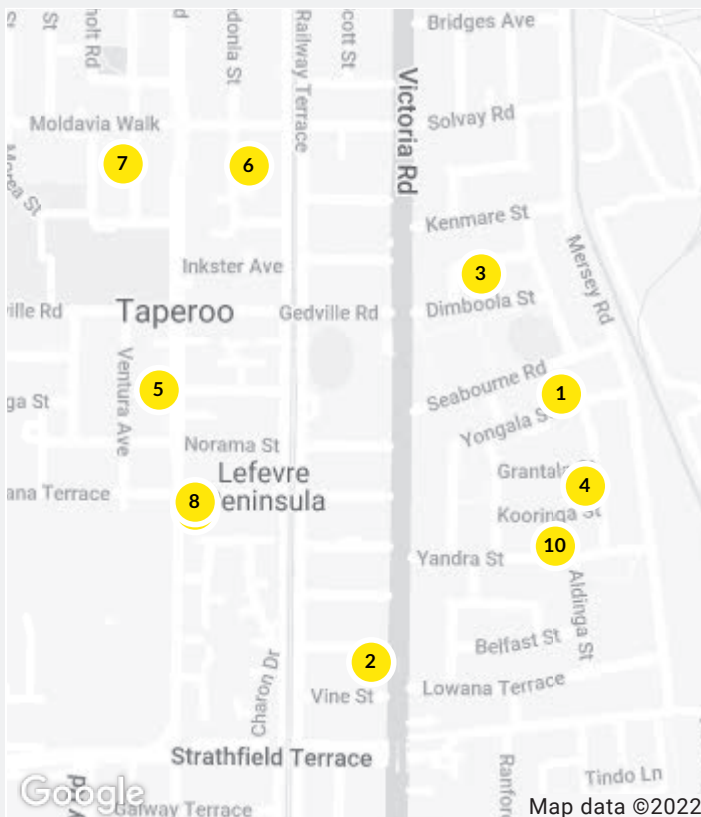


We hope you found this market update helpful. If you'd like any further information on the market please don't hesitate to get in touch.

Ray White Semaphore
(08) 8242 4777

semaphore.sa@raywhite.com

Recent Market Sales in Taperoo



| No. | Address | Features | Price |
|-----|-------------------------------|--------------------------|--------|
| 1 | 71 Yongala Street, Taperoo | 4 Beds, 1 Bath, 2 Cars | \$333k |
| 2 | 1/371 Victoria Road, Taperoo | | \$280k |
| 3 | 8 Nyora Crescent, Taperoo | 3 Beds, 1 Bath | \$260k |
| 4 | 15 Arkaba Street, Taperoo | 3 Beds, 2 Baths, 1 Car | \$461k |
| 5 | 679 Military Road, Taperoo | 3 Beds, 1 Bath, 1 Car | \$426k |
| 6 | 22 Macedonia Street, Taper... | 3 Beds, 2 Baths, 2 Ca... | \$620k |
| 7 | 11 Medina Street, Taperoo | 5 Beds, 3 Baths, 2 Ca... | \$812k |
| 8 | 654 Military Road, Taperoo | 3 Beds, 1 Bath, 3 Cars | \$560k |
| 9 | 652 Military Road, Taperoo | 2 Beds, 1 Bath, 2 Cars | \$520k |
| 10 | 37 Yandra Street, Taperoo | 3 Beds, 1 Bath | \$321k |