

Market Snapshot Semaphore March

2022

Provided by Ray White Semaphore

Total Sales by Quarter

	2022/21	2021/20	2020/19
Mar - May	—	10	13
Dec - Feb	—	14	6
Sep - Nov	18	14	11
Jun - Aug	19	11	15

Median House Sale Price

\$887,000

▲ 15.0% change vs. last year

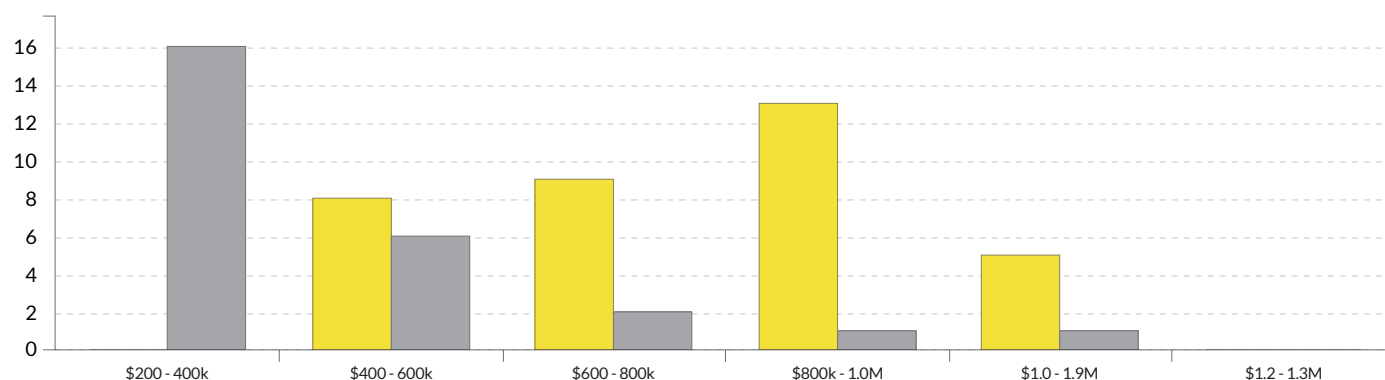
Median Unit Sale Price

\$457,775

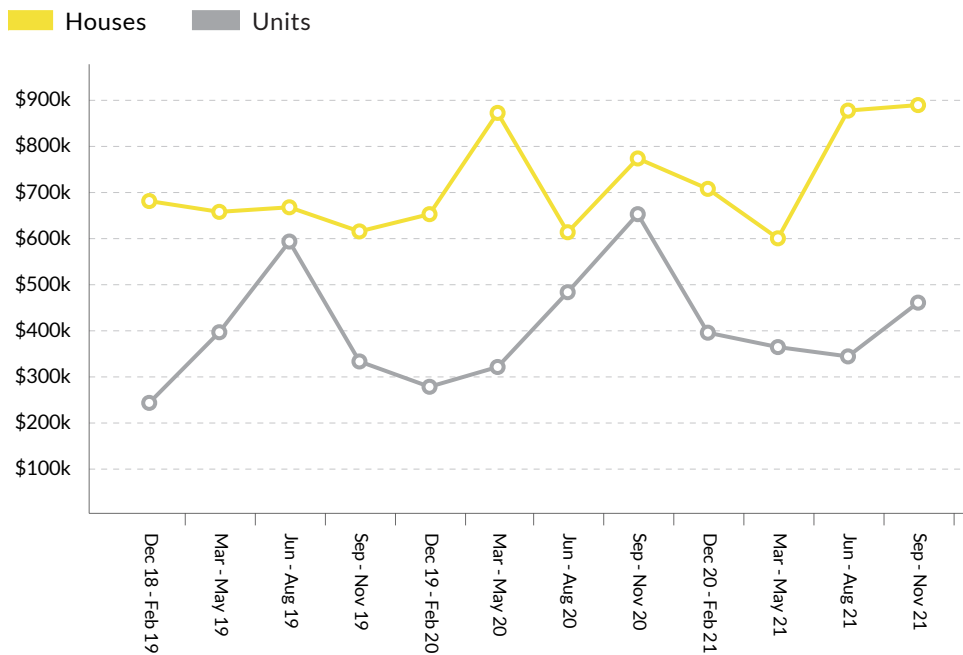
▼ -29.6% change vs. last year

Sales By Price Range (Dec 2020 – Nov 2021)

■ Houses ■ Units



Sold Median Price Trend

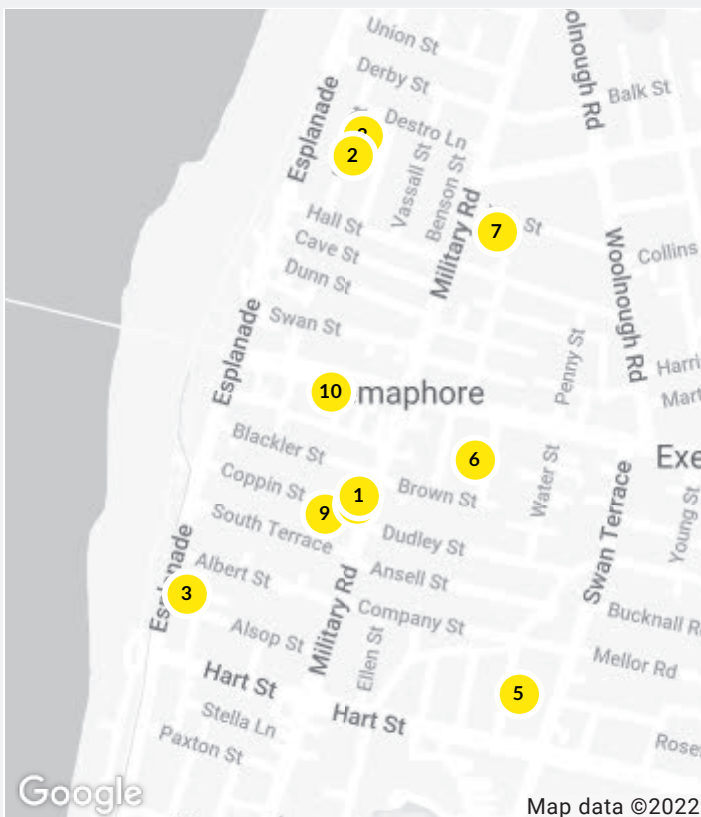


We hope you found this market update helpful. If you'd like any further information on the market please don't hesitate to get in touch.

Ray White Semaphore
(08) 8242 4777

semaphore.sa@raywhite.com

Recent Market Sales in Semaphore



No.	Address	Features	Price
1	179 Military Road, Semaphore	5 Beds, 2 Baths, 3 Car...	\$1.25m
2	7/18-20 Percy Street, Semaphore		\$360k
3	45A Esplanade, Semaphore	3 Beds, 2 Baths, 2 Ca...	\$1.84m
4	177 Military Road, Semaphore	4 Beds, 1 Bath, 2 Cars	\$771k
5	16 Hanson Street, Semaphore	3 Beds, 1 Bath, 2 Cars	\$721k
6	13 Turton Street, Semaphore	2 Beds, 1 Bath, 1 Car	\$627k
7	10 Yeo Street, Semaphore	4 Beds, 2 Baths, 4 Ca...	\$1.49m
8	1/30 Percy Street, Semaphore	2 Beds, 1 Bath, 1 Car	\$427k
9	40 Coppin Street, Semaphore	3 Beds, 1 Bath, 1 Car	\$1.07m
10	11/30 Semaphore Road, Semaphore	2 Beds, 1 Bath, 1 Car	\$310k